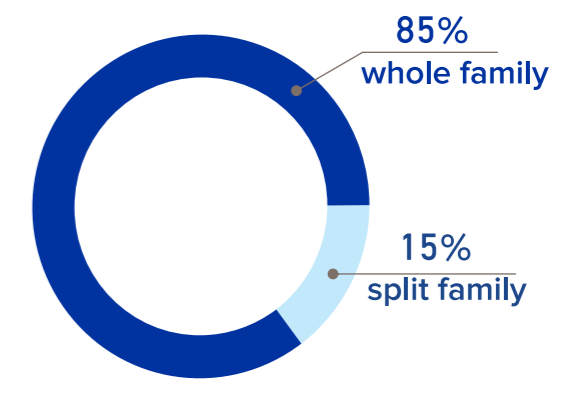


ENTRIES | 809*

*people interviewed

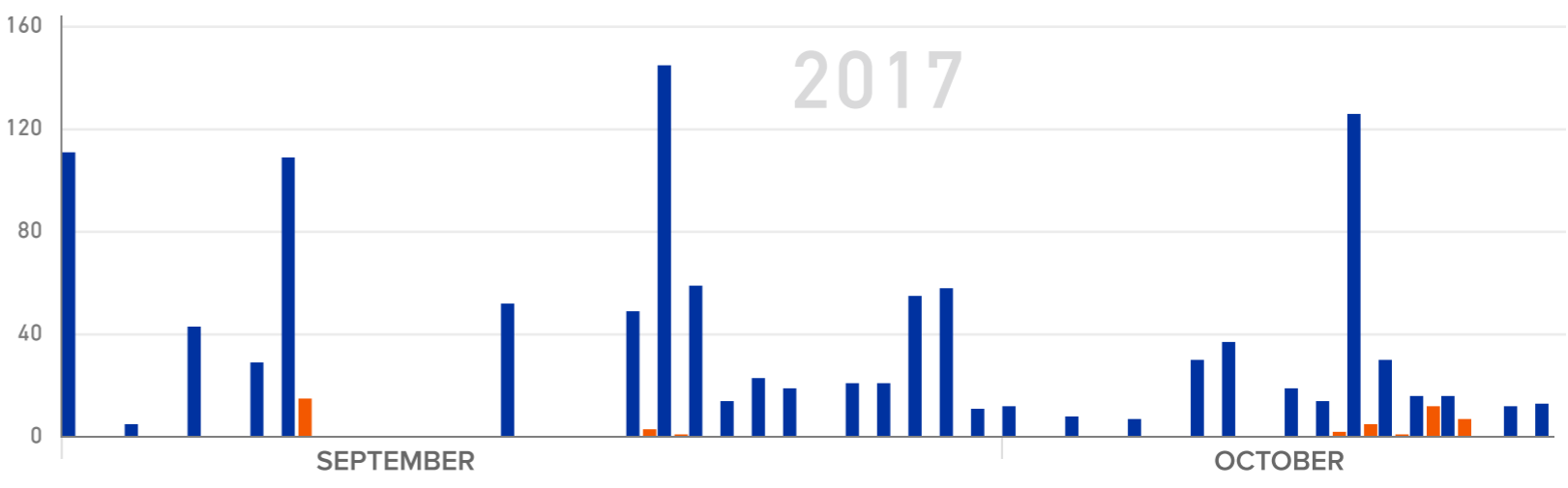
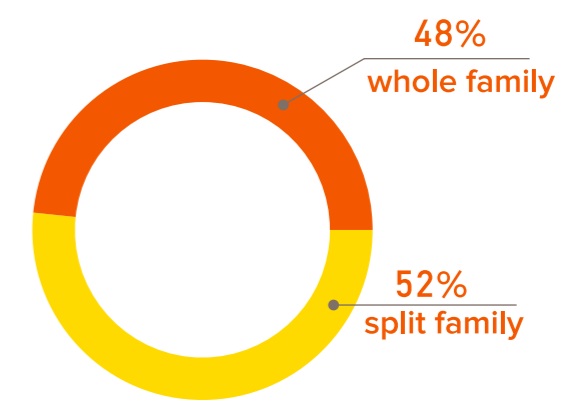
	0-17	18-59	60+
Male	29%	21%	1%
Female	26%	24%	0%



EXITS | 31*

*people interviewed

	0-17	18-59	60+
Male	3%	23%	0%
Female	0%	74%	0%



METHODS

The flow monitoring Population Movement Tracking assessments are conducted through household surveys at key border crossing locations between Somalia and neighbouring countries. Questionnaires are administered at the household level, by enumerators located at the border points and entered into an online data collection system (Kobo) for data collection and aggregation.

LIMITATIONS

Taking into consideration that data collection does not occur on a daily basis, there are likely some in-flows and ex-flows not captured. IOM is working with authorities on methods and estimation procedures to produce more precise figures of the total number of entries and exits.



DISCLAIMER: The boundaries and the names shown and the designations used on this dashboard do not imply official acceptance or endorsement by IOM