



Central African Republic
**IDP RETURN INTENTION
SURVEY IN BANGUI**

May 2014

International Organization for Migration

SUMMARY

As part of its implementation of the Displacement Tracking Matrix (DTM), the International Organization for Migration (IOM) conducted the fifth Internally Displaced Person (IDP) Return Intention Survey in Bangui, Central African Republic (CAR) from **19-23 May 2014**. IOM site facilitators interviewed **575 displaced persons at 34 sites in Bangui**. This survey follows the fourth Return Intention Survey conducted in April 2014.

This report presents the following main results:

DISPLACEMENT

77% of displaced persons left their place of origin in December 2013.

14% of displaced persons have stayed at more than one spontaneous displacement site.

RETURN INTENTIONS

60% of displaced persons indicated their intention to return to their place of origin within the next four weeks. In comparison to the previous survey findings, there is a slight increase in intentions to return. In comparison the first survey found 74% intended to return, 66% in the second, 58% in the third, 57% in the fourth.

27% of displaced persons indicated their intention to remain at their displacement site. In comparison to previous survey findings, there is a slight decrease (32% in April 2014) in the percentage of displaced persons intending to remain at their displacement site. This highlights an increase in intention to relocate to another region within CAR from 4.6% in March 2014, 9% in April 2014 to 11% in this latest survey.

Reasons preventing displaced people from returning to their place of origin are:

- No financial means to return (79%)
- Belongings are stolen (75%)
- Not feeling secure in their neighborhood (71%)
- Lack of security forces in their neighborhood (58%)

NEEDS

Compared with the previous survey, IDPs primary needs to facilitate their return remain in the same order. Housing is at the highest priority (33%) followed by security (24%) and non-food items (14%).

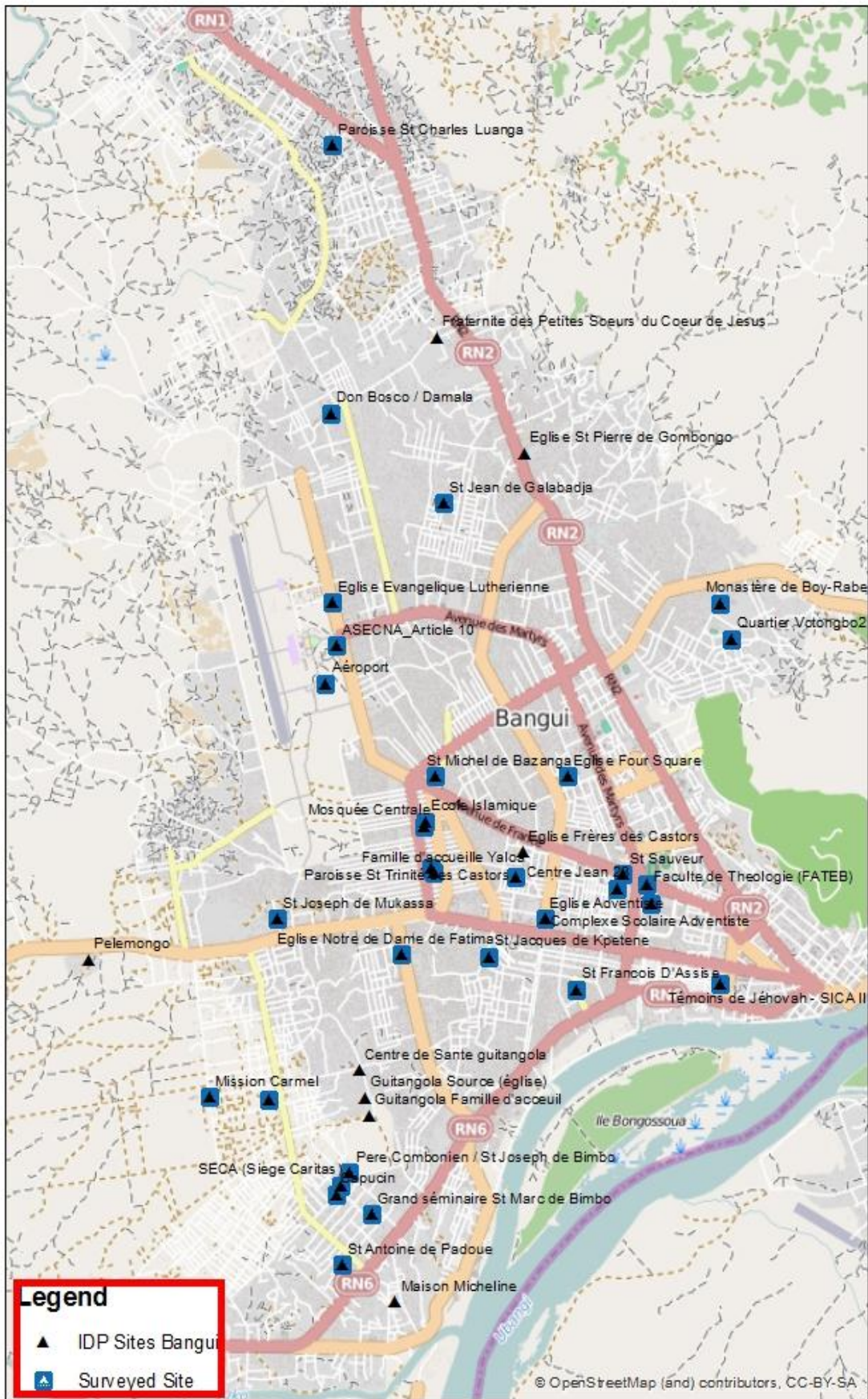
94% of displaced persons experienced interruption of professional activities due to displacement (same as indicated in the previous survey).

59% anticipate resumption of professional activities upon their return (this is a decrease compared with the 64% indicated in the previous survey).

Responses indicate that the economic situation remains critical: 98% reported borrowing money, 97% sent family members to live elsewhere and 88% sold their work tools or consumed their stock of planting seeds.

ALL PREVIOUS IOM INTENTION RETURN SURVEYS CAN BE DOWNLOADED FROM CARRESPONSE.IOM.INT

ILLUSTRATIVE MAP OF SURVEYED IDP SITES



1. INTRODUCTION

In general, displacement in Bangui over the past month has decreased. Most (77%) of the remaining 135,943 displaced persons in 42 spontaneous displacement sites in Bangui have been displaced since December 2013.

The displaced population is gradually returning however at a slow pace. Their intentions to return remain high (60%) and are mainly prevented by their housing needs.

Lack of financial means is another factor preventing return of the population living in the sites. Despite the overall decrease in the number of displaced persons the situation remains volatile and spontaneous movements from/to the camps and the areas of return are frequent.

The data was collected between 19-23 May, before the attack on Notre Dame de Fatima Church which occurred on 28 May. The attack triggered another wave of displacement, mainly from the 3rd and 5th arrondissements towards sites that the population considered safe. In some cases these sites had been deserted and have been re-occupied by several thousands of people, at least temporarily. The focus section of this month's report is on the new dynamic of displacement situation in Bangui caused by the recent security incident at Fatima church.

2. METHODOLOGY

IOM's DTM contributes to the tracking and monitoring of the displaced populations to assist in the prioritization of humanitarian aid. In CAR, IOM is implementing the DTM in partnership with local NGOs (AFPE, AIDE, IDEAL and JUPEDDEC). Site facilitators regularly collect information on the displacement situation. This activity has been focused on the displacement sites around Bangui and recently extended to Boda in Lobaye prefecture. IOM compiles and disseminates this information to humanitarian organizations in order to focus the planning and the delivery of humanitarian assistance to displaced populations.

During their daily visits to the sites, facilitators conducted the survey using the return intention survey questionnaire (annex B). In this latest round new questions were added to the survey to allow for a better comprehension of the intention and needs of the respondents and their families. The exercise was conducted at 34 IDP sites in Bangui, which were selected randomly between the 19-23 May 2014. A total of 575 persons were interviewed. Interviewees were chosen randomly from the IDP population living in the displacement sites in Bangui. Displaced persons consented to participate after being informed of survey intentions and the principals of voluntary participation. Interviews took place between 9am-4pm Monday to Friday, which may have impacted the sample of the survey. For example, people commuting during the day to their farms, or pursuing daily labor would not have been present at the time of the interview. Some sites are frequented mainly at night and are almost empty during the day.

Using an interval of confidence of 95% on a total population of 135,943 individuals, the margin of error of the data is estimated to be 4%.



575

Number of IDPs interviewed

34

Number of sites where the interviews were conducted

TABLE 1: OVERVIEW OF ASSESSED SITES AND NUMBER OF RESPONDENTS

Site Code	Site Name	No of Samples	Site Code	Site Name	No of Samples
BGI_S001	Aéroport	18	BGI_S059	Mosquée Centrale	18
BGI_S002	Communauté des Apôtres de Jésus Crucifié / Centre de Santé Padre Pio	18	BGI_S062	Grand Ecole Islamique - PK5 Ecole Francoarabe Nasrdine	18
BGI_S009	Don Bosco/Damala	24	BGI_S067	St Sauveur	16
BGI_S015	Eglise Notre Dame de Fatima	18	BGI_S068	Centre Jean 23	19
BGI_S017	Faculte de Theologie (FATEB)	15	BGI_S069	Eglise Four Square	7
BGI_S020	Grand Séminaire St Marc de Bimbo	18	BGI_S077	St Francois d'Assise	10
BGI_S021	Ecole Islamique	19	BGI_S080	Pere Combonien / St Joseph de Bimbo	18
BGI_S029	Mission Carmel	20	BGI_S081	SECA (Siege Caritas)	5
BGI_S030	Mission St Charles Luanga	15	BGI_S083	Eglise Evangelique Luthérienne	17
BGI_S031	Monastère de Boy-Rabe	25	BGI_S086	ASECNA Article 10	18
BGI_S034	Paroisse St Trinité des Castors	23	BGI_S096	Témoins de Jéhovah - SICA II	6
BGI_S038	Saint Antoine de Padoue	18	BGI_S098	Capucin	17
BGI_S039	St Jean de Galabadj	18	BGI_S102	Complexe Scolaire Adventiste	14
BGI_S041	St Joseph de Mukassa	18	BGI_S103	Complexe Pédagogique Bethanie	22
BGI_S044	St Jacques de Kpetene	37	BGI_S104	Sanctuaire de l'espérance de Benz-Vi	9
BGI_S045	St Michel de Bazanga	4	BGI_S109	Famille d'accueil Yalao	17
BGI_S053	Quartier Votongbo2	18	BGI_S110	Djongo	18

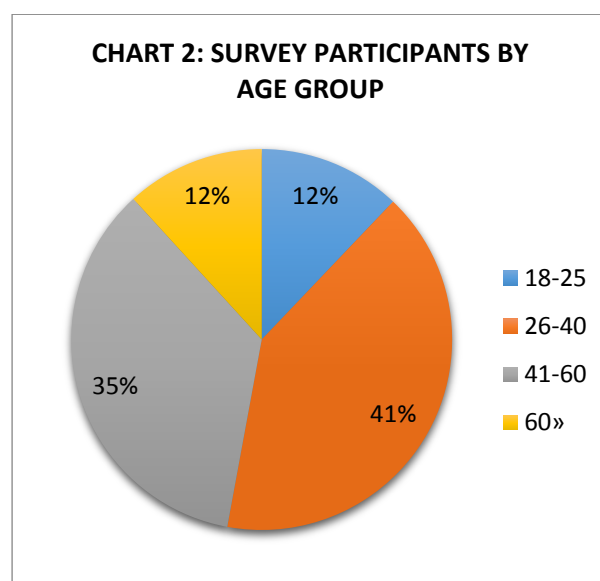
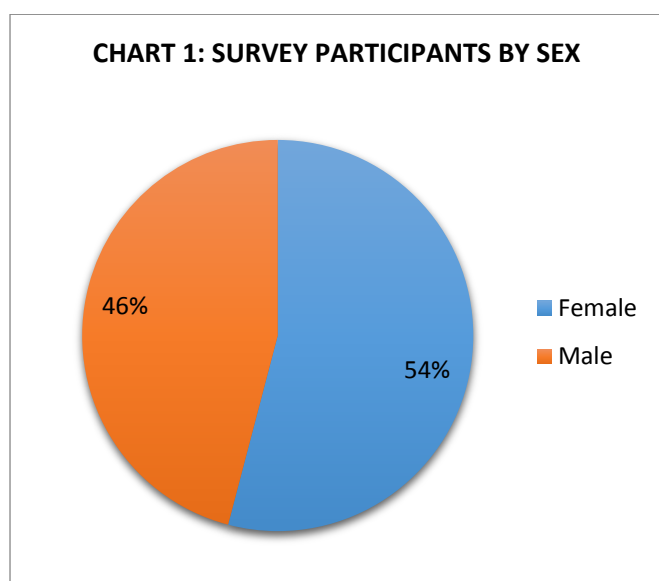


3. RESULTS

This section presents the main findings of the survey:

3A. SURVEY DEMOGRAPHIC DATA

A total of **575** displaced persons responded to the questionnaire, each representing a household which makes up a total of 4,444 displaced individuals represented in the survey. As shown in Chart 1, 46% surveyed participants were men and 54% were women.

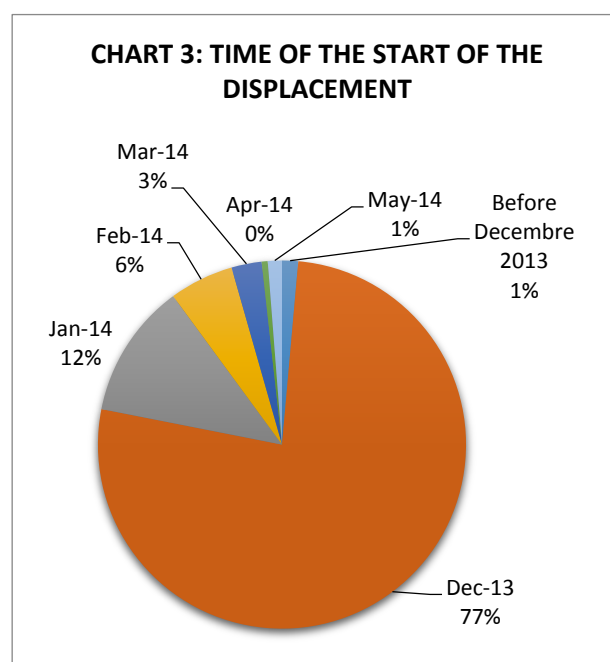


3B. DISPLACEMENT AND CONDITIONS OF DISPLACEMENTS

This section briefly looks at the profile of the displacement and the survival mechanisms of the displaced population.

As shown in Chart 3, the majority of the displaced population (77%) left their place of origin in December 2013; 12% left in January; 6% in February; and a small portion of the population left their residence in March 2014 (3%), and less than 1% in April and May 2014. Similar to the findings on the previous survey, the fifth intention survey also shows 1% of the existing displaced population left their place of origin before December 2013.

After the peak of displacement registered in December 2013 and the spontaneous movements of people looking for a safer place in January and February 2014, in March and April the population started to return, especially those who still have a house and are located outside areas where the tension was high (3rd, 5th districts).

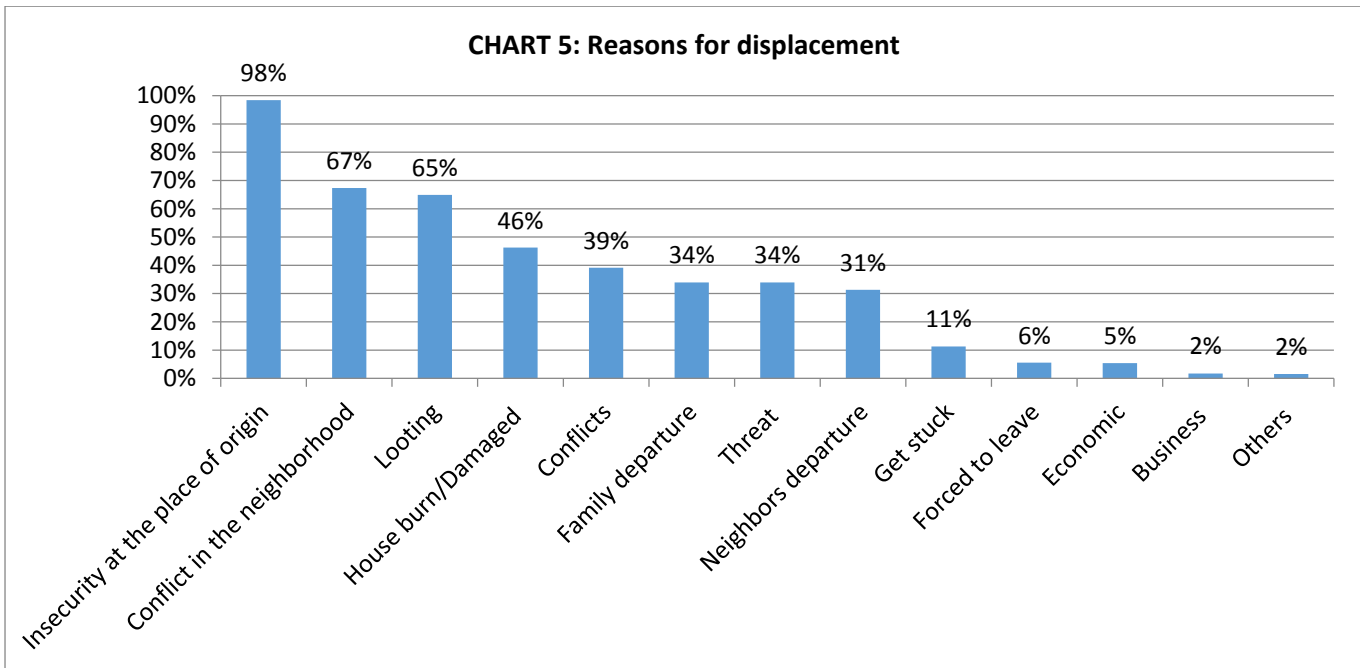
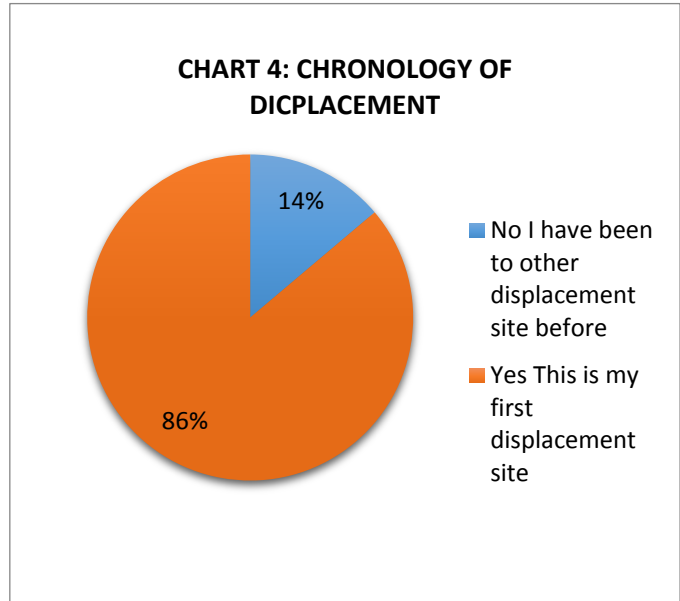


After the incident at Notre Dame the Fatima, at least 20,000 people moved to other sites to escape the new spiral of violence. Their return or intention of return will be surveyed in the June 2014 survey.

The percentage of the displaced populations that had moved from one displacement site to another has increased from 13% in the previous survey to 14% in this round (Chart 4).

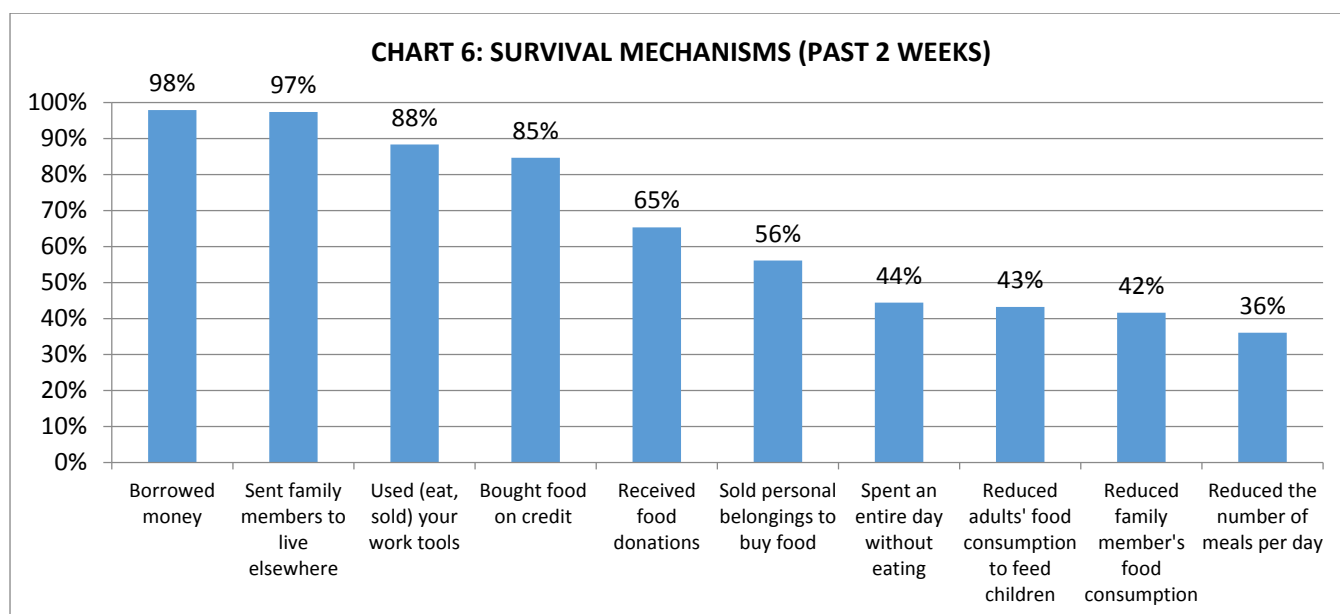
98% of the respondents listed insecurity in their place of origin and 67 % listed conflict in their neighborhood as the main reasons for their displacement.

Those surveyed indicated the following reasons for their displacement: ongoing conflict in their neighborhoods (67%), looting (65%) and damage to their home (46%).



The population has used the following “Survival mechanisms” (Chart 6, next page) to cope with their displacement over the past 2 weeks: borrowing money (98%), sending family members to live elsewhere (97%), selling work tools/ consuming seeds intending for planting (88%) and buying food on credit (85%).

Once again, this chart reflects the long-lasting economic crisis which makes the humanitarian crisis even more acute and the response more imperative.

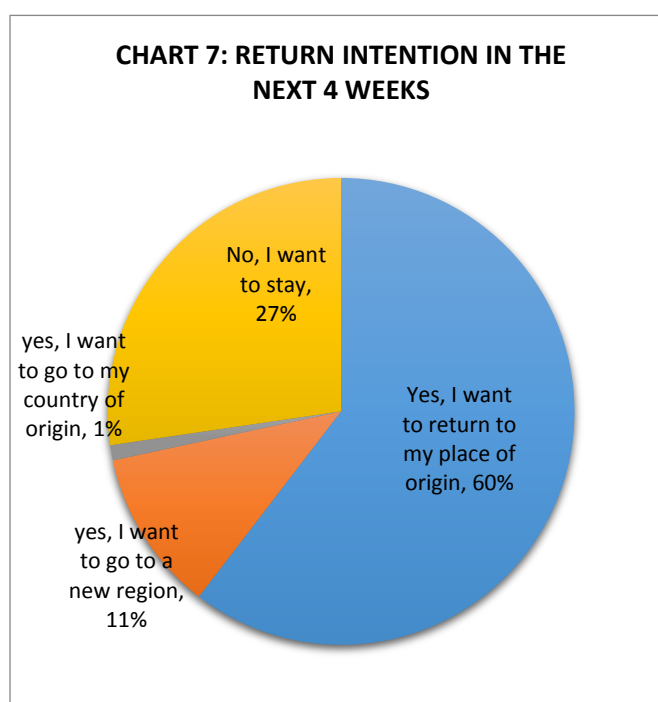


3C. RETURN INTENTIONS

This section explores the intentions of the displaced population to return to their communities of origin. The questions intend to set a realistic timeframe and allow the population to reflect not only on their own immediate return intentions, but to also reflect objectively on the indicators necessary to allow for return.

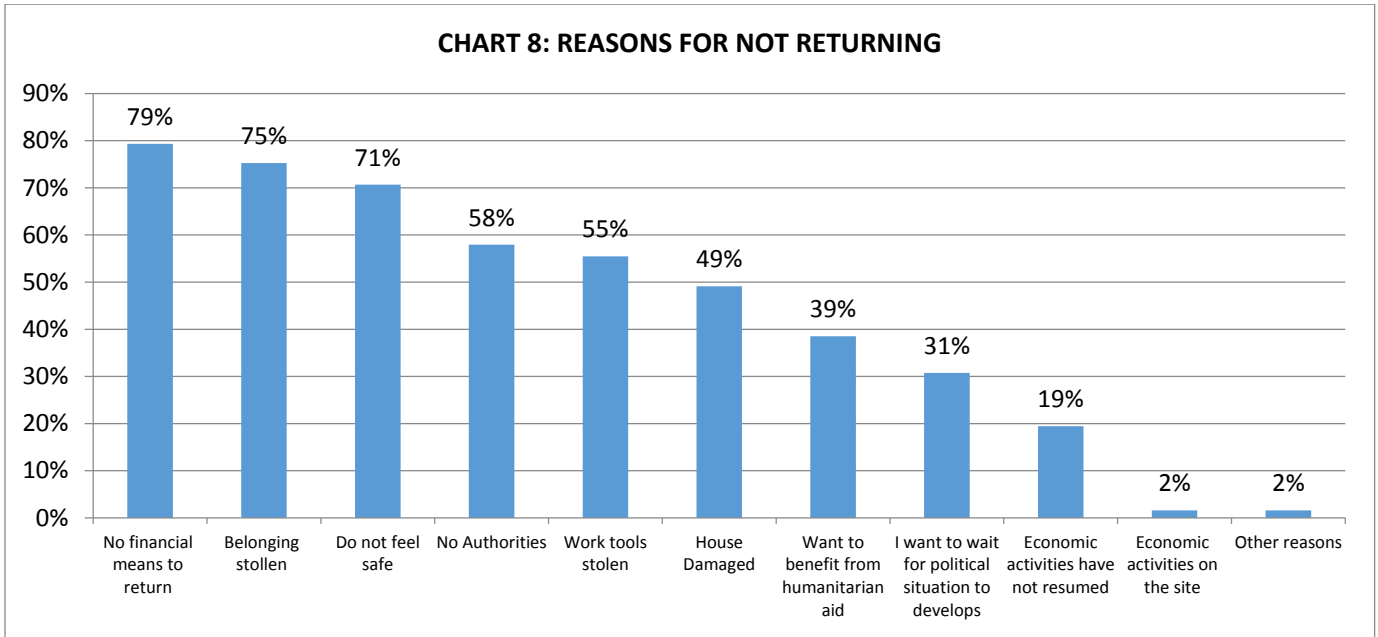
60% of the IDPs indicate their intentions to return to their place of origin while 27% of displaced persons intend to stay at the site (Chart 7). Compared to the results of April (IV Survey), +3% (57% in April) indicated their intention to return and -3% (30% in April) expressed intention to stay. No substantial changes have been registered, although a slight tendency to consider the return option in the next 4 weeks is an encouraging sign.

There is a slight increase in the intention of IDPs to move or relocate to another region in CAR, from 9% to 11%.



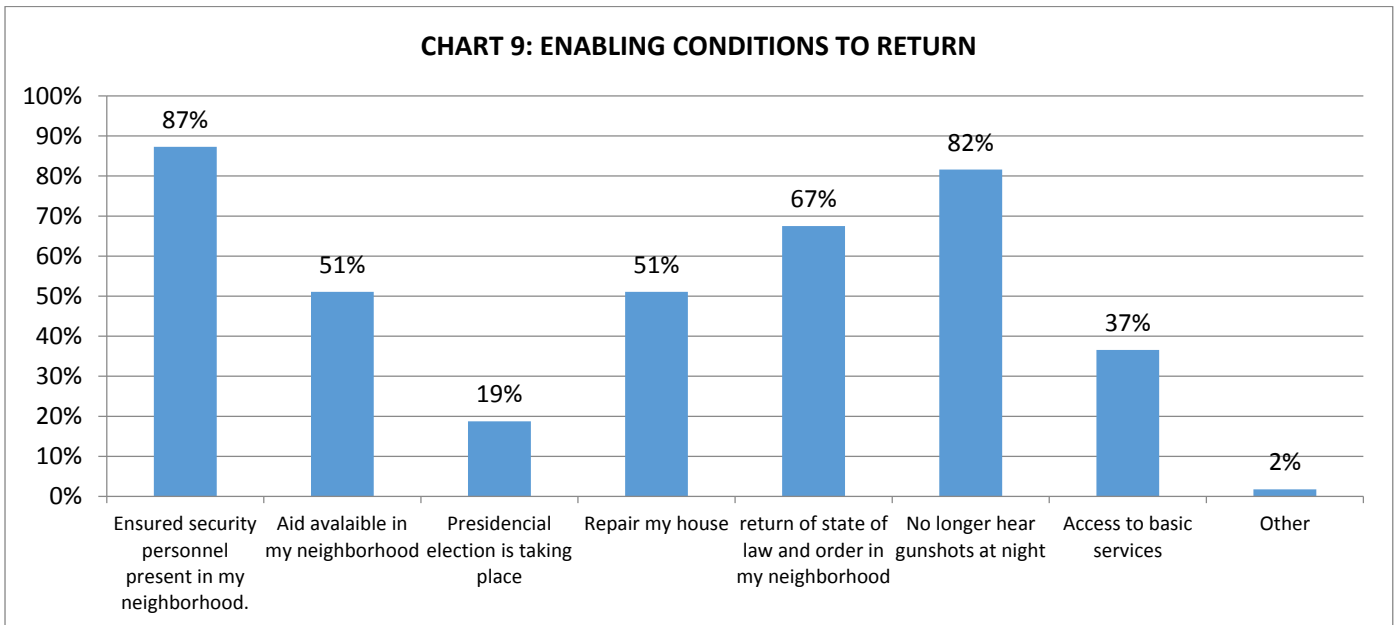
What is holding those who are willing to return from actually going back? As shown in Chart 8 below the main obstacle is still the lack of financial means (79%) and IDP's stolen belongings (75%). The perception of insecurity (not feeling safe, 71%) in the neighborhoods continues to play an important role in this decision. Spending the night in the districts at home is still considered less safe than remaining in the sites despite the number of security incidents and the presence of weapons and armed persons in IDP sites.

The number of responses on "Lack of authorities" (58%) and "waiting for political developments" (31%) add the political perspective to decisions of return. The State has an important role and its actions and presence among the population will have a direct impact on the return of the displaced population.



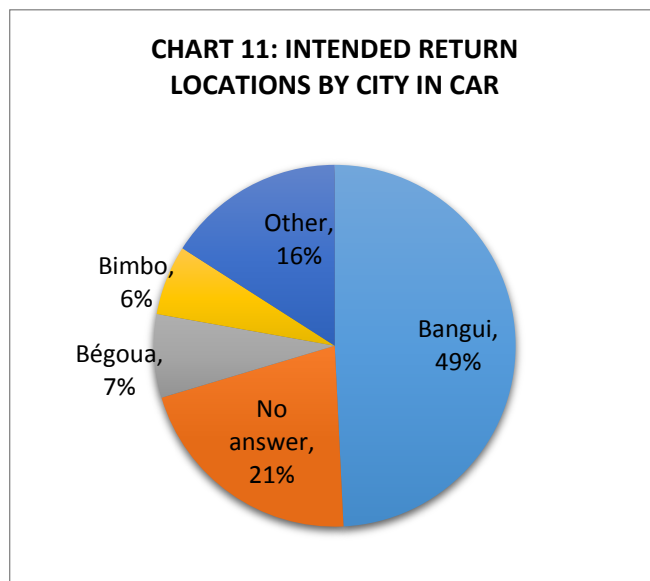
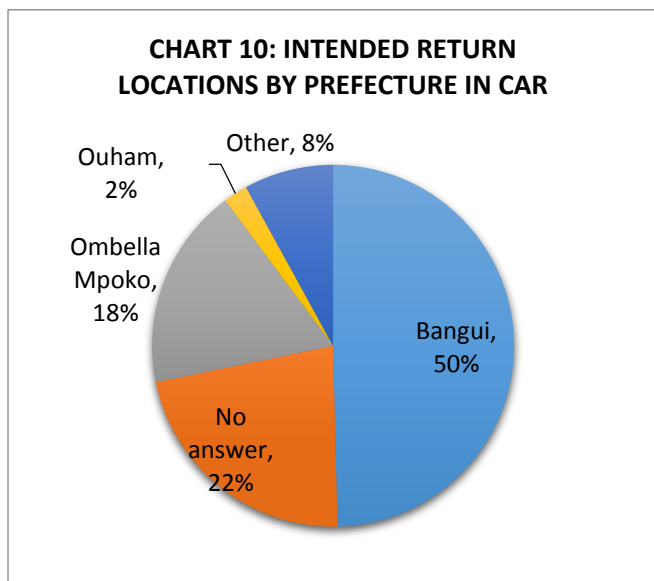
Since the first survey, the question regarding the enabling conditions to facilitate the return process was always strongly related to the security conditions and perception. This month as shown in chart 9 below, 87% of respondents stated that the presence of security personnel in the neighborhoods is the principal enabling condition. Hence MISCA ,Sangaris, EUFOR presence and visibility in the areas of return will facilitate the return of IDPs from the sites. However this may not be enough, as 82% stated that hearing gunshots in the night makes them feeling insecure. The presence of the military forces should be associated to a decrease of incidents (like gunshots in the night) in order to effectively enable the return of IDPs.

The return of state of law (67%) is another important enabler. This is associated to the high level of impunity and IDPs seem to demand a stronger presence of the State authority in the districts, gendarmerie, police, judges and magistrates in particular. Finally, one in two answers (51%) highlighted the importance of having the house repaired and aid available in the neighborhoods.



Charts 10 and 11 below show the locations, by prefecture and city, of intended return. Bangui and Ombrella Mpoko are the main destinations by prefecture while Bangui, Bimbo and Begoua are the intended cities of return. About 21%

and 22% have not replied to these two questions, it is possible that they are those who do not intend to return in the coming weeks.



3D. NEEDS

In this section, primary and secondary needs to facilitate the return process are identified by the IDPs.

Chart 12 below shows the disaggregated answer of respondents of their primary and secondary needs. Combining the two numbers for each need (primary + secondary) showed 46% indicated housing, 45% security, non-food items 31%, employment 27% and food 22%. This information is relevant for the ongoing discussion on the return strategy from the camps to the districts and the associated “return package”.

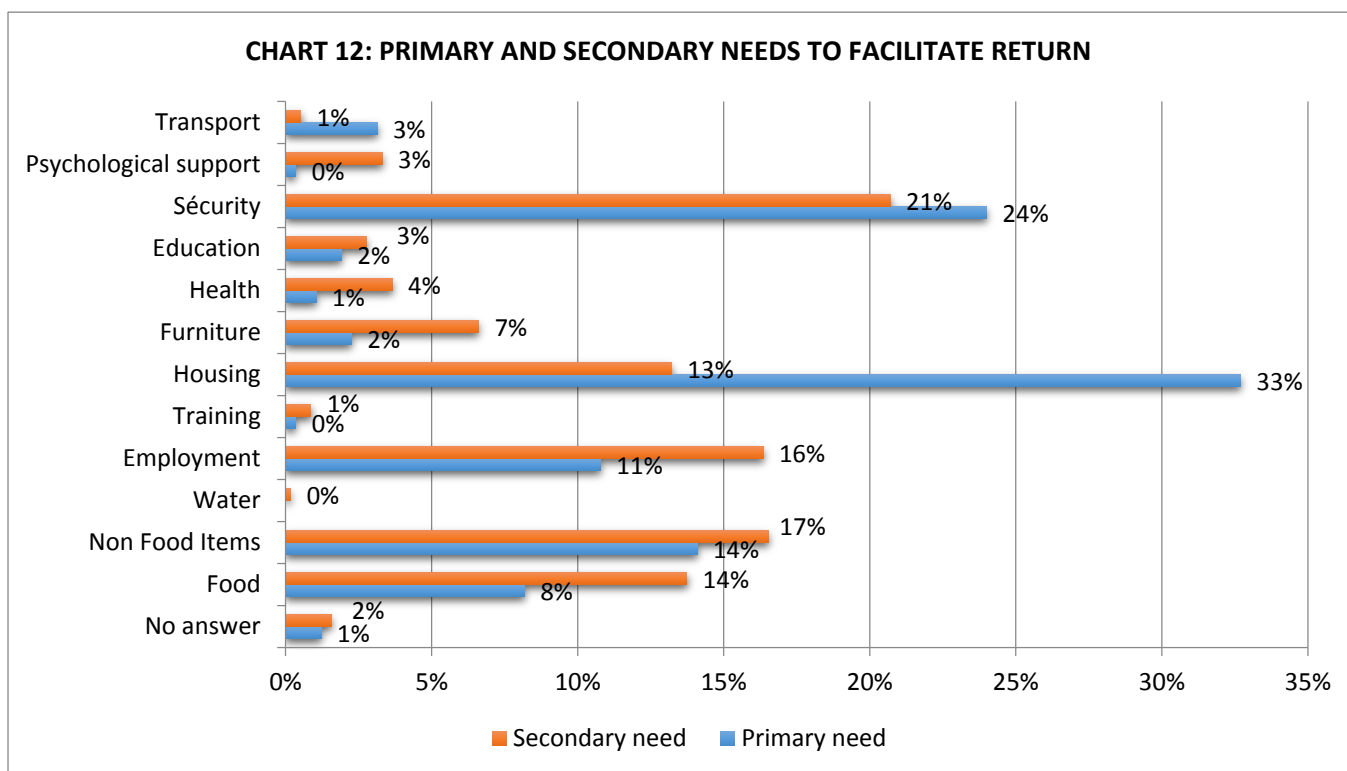
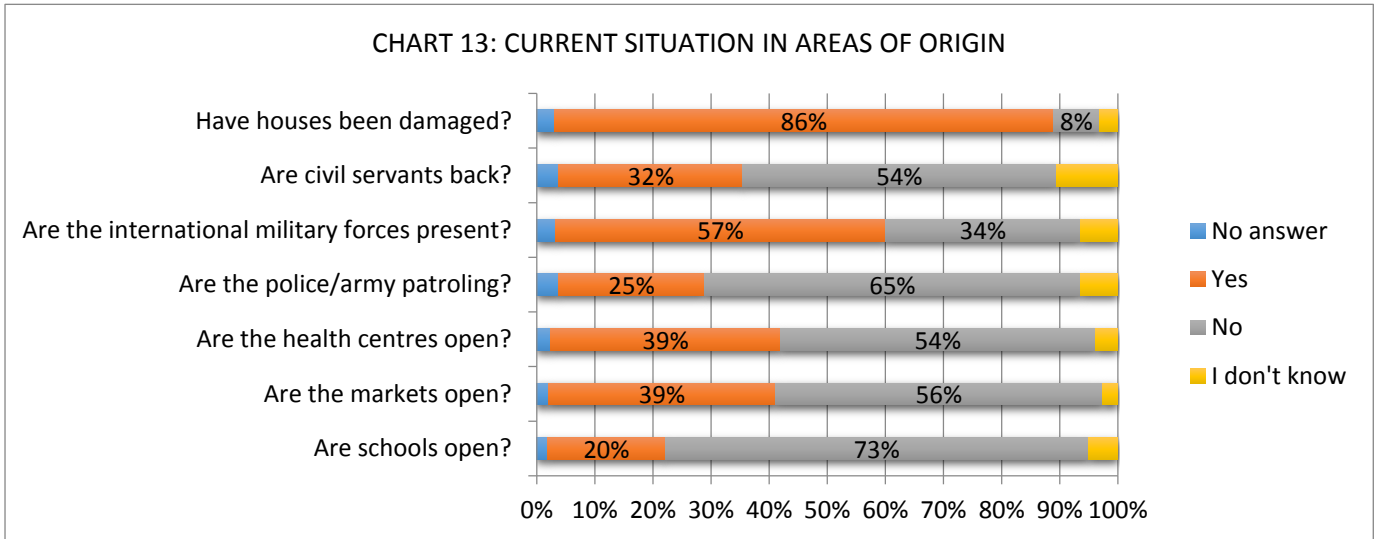


Chart 13, in comparison to the previous round, shows that the general trend of IDPs' perception of the current situation in their areas of origin is improving. More IDPs learnt that markets (from 37% to 39% now), schools (from 17% to 20% now), and health centres (from 34% to 39% now) are open, and that police/army patrols (from 23% to 25% now) and civil servants are back in the area (from 31% to 32% now). 57% indicate the presence of international



military forces in their place of origin.

Concerning the income generating activities (Chart 14), 94% (same as last month) have indicated that their regular income generating activities have been interrupted. Those who believe that will be able to return to their regular income activity decreased from 64% in the previous survey to 59%.

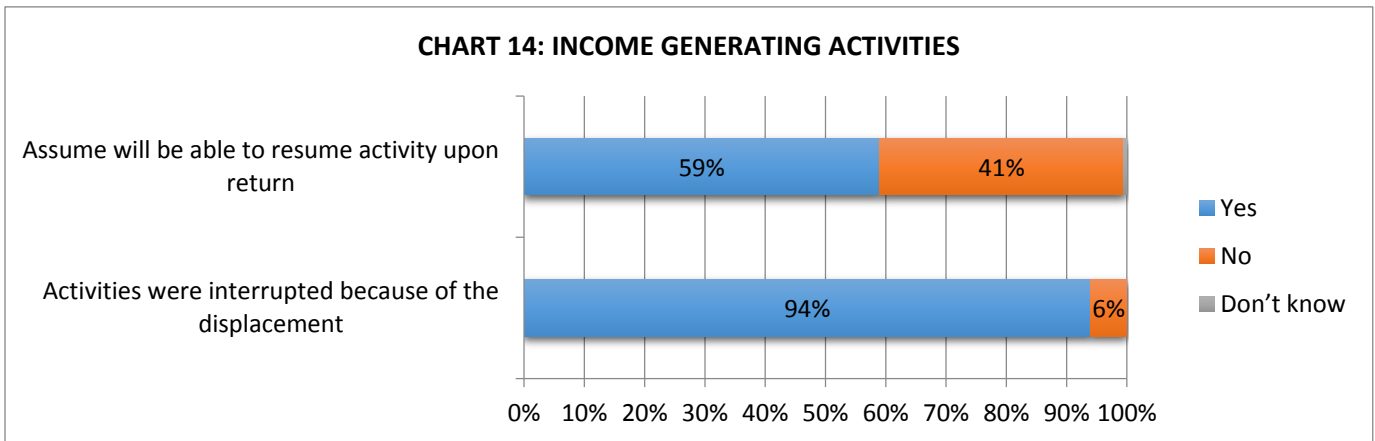
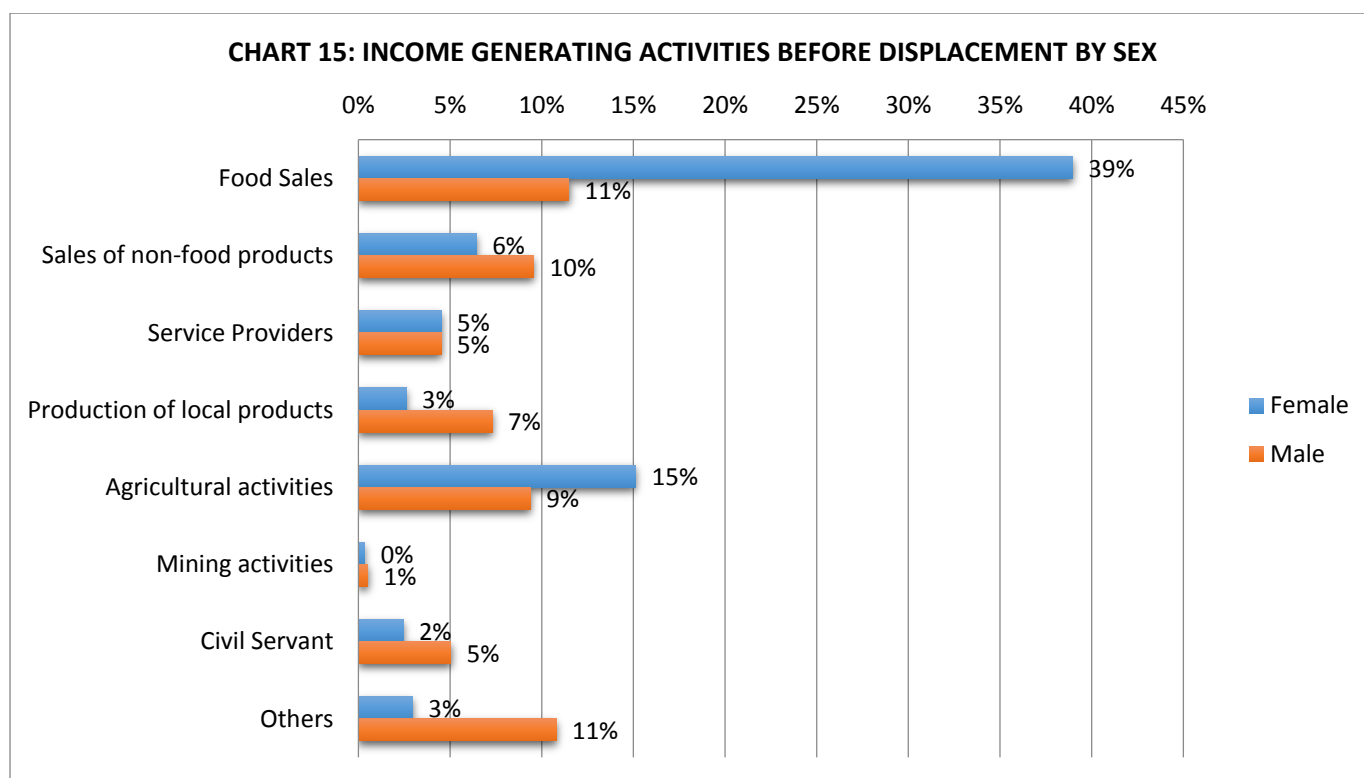


Chart 15 shows that the main income generating activities of the existing displaced population was of food sales for both males (11%) and females (39%). This is followed by agricultural activities, 15% for females and 9% for males. Sales of non-food products is at the third place, 10% for males and 6% for females.

Charts 14 and 15 give an indicative idea of the implications of the crisis on the domestic economy. Almost all the activities have been interrupted and mainly in food and agriculture sectors have been affected. The return process should be accompanied by the prompt resumption of economic activities to expedite and, more importantly, to consolidate the return in the districts.



4. CONCLUSION: A NEW APPROACH?

After five months of regular observation, the displacement in Bangui seems to have the following main characteristics:

- 1- Rapid: the reaction to the security incidents, starting from the violence in December until the recent attack on Fatima Church, was immediate and generated thousands of displaced people in some cases overnight. Over the past months, sites considered closed or abandoned have frequently been repopulated in response to insecurity perceived by the population of the various districts. Similarly, many sites have been emptied virtually overnight, with thousands of displaced going to other sites, host families or their homes when still existing.
- 2- Fragmented: contrary to other emergency situations where displaced people are gathered in one or a few sites, the relatively small population of Bangui moves in all directions to find sites considered safe for their position, for the proximity of military posts or simply for being close to the district of origin. The result of this movements is a fragmented displaced population, with one block in Mpoko and numerous sites which are frequently very small.
- 3- Resilient: the displaced population demonstrates a high degree of resiliency. Distributions in Mpoko were suspended months ago; many other sites do not receive regular humanitarian assistance; security incidents occur in the camps as well as in the districts, especially at night. In spite of these situations, a smooth return process is still being observed and, as explained above, new displacements are always possible in response to security incidents.

The fifth Return Intention Survey has registered an increasing trend of people willing to leave the sites (60%) and return to their normal life in the districts. However lack of financial means, houses damaged or completely destroyed, the absence of State authority and the prevailing insecurity are holding back the displaced population.

The main challenge for the humanitarian community and the Transitional Government remains to find the response to this implicit demand of help by creating the conditions for a smooth and sustainable return.

The closure of Mpoko (45,000 IDPs) will need time and resources. In Bangui there are about 132,000 displaced in 43 sites and according to the Commission des Mouvements des Populations at least 26 of them are occupied by less than 1,000 people with only 3 sheltering more than 10,000 IDPs. Closing these small camps with an adequate accompaniment to return should be viable and would possibly create the conditions for the return of those displaced in the main camps. With more people in the districts many services will be restarted, especially schools and hospitals. Markets will be populated again, many families will rehabilitate their houses or will rent the available ones. Hopefully, life in the neighborhoods will be perceived again as normal, less insecure.

The analysis of the displacement and the intentions of return, through this survey as well as through other studies, may suggest a different approach. Mpoko camp is and will continue to be a difficult problem to solve but different and more creative solutions could be identified to facilitate the return from other camps, hosting about 87,000 people.

Through a common approach focused on small sites and integrated actions among different partners, the number of displaced people in Bangui could be sensibly reduced in the coming months while a viable solution for the airport camp of Mpoko could be identified.

IOM will continue to monitor the dynamics of the displacement and the return intentions of the IDPs in Bangui.

FOCUS: NOTRE DAME DE FATIMA, A NEW DISPLACEMENT

The dramatic attack at Notre Dame de Fatima church on 28 May resulted in more than 30 deaths (unconfirmed) and many people injured. The fear of continued violence and the perceived or real lack of physical protection have forced about 22,000 people from the area around Fatima to nine displacement sites, as shown in the map below.

An estimated 9,000 people were living in the site of Notre Dame de Fatima. Immediately after the attack the entire site was abandoned and only a few people returned when the security situation improved.

Where did they go? Destinations include: two sites in Guitangola (Centre de Santé and Eglise) were almost empty before this incident and now about 5,000 people have re-occupied them. Grand Séminaire St Marc de Bimbo was hosting 4,600, now more than 9,000 displaced are living there.

The site St. Joseph de Mukassa received more than 4,000 people on 29 and 30 May, bringing the total population to approximately 13,200.

The final map (next page) shows the movements following the attack on Fatima.

In addition to the new displacement, traumatic stories like Marie's (right box) are common. The shock created by this experience will take time to be heal.

MARIE, 18 y.o. from Notre Dame de Fatima church:

"More than 20 attackers arrived at Notre Dame de Fatima church courtyard with guns and knives. Displaced people staying at the church started yelling to warn others. I saw the attackers hitting and shooting people in the street, even women and small children. They put long knives to people's throats; they killed the young and old.

Many people climbed the church wall to escape. If you can climb you are saved; if not people died, many from grenade explosions. One of the attackers grabbed my younger brother but he bit the attacker's arm; he escaped and climbed over the wall. My Mom wanted to take our belongings but she had to climb the wall to save her life. We left everything we had at the site.

I reunited with my mom, sister, niece and brother at Grand Séminaire displacement site in the area of Bimbo. It's good at Grand Séminaire because we are in a building and protected from the rain. In Fatima we slept on the ground. There's more security in Bimbo but the houses are very crowded.

There is enough water but everyone is looking for food. Even if they distribute food it's not enough because there are so many people.

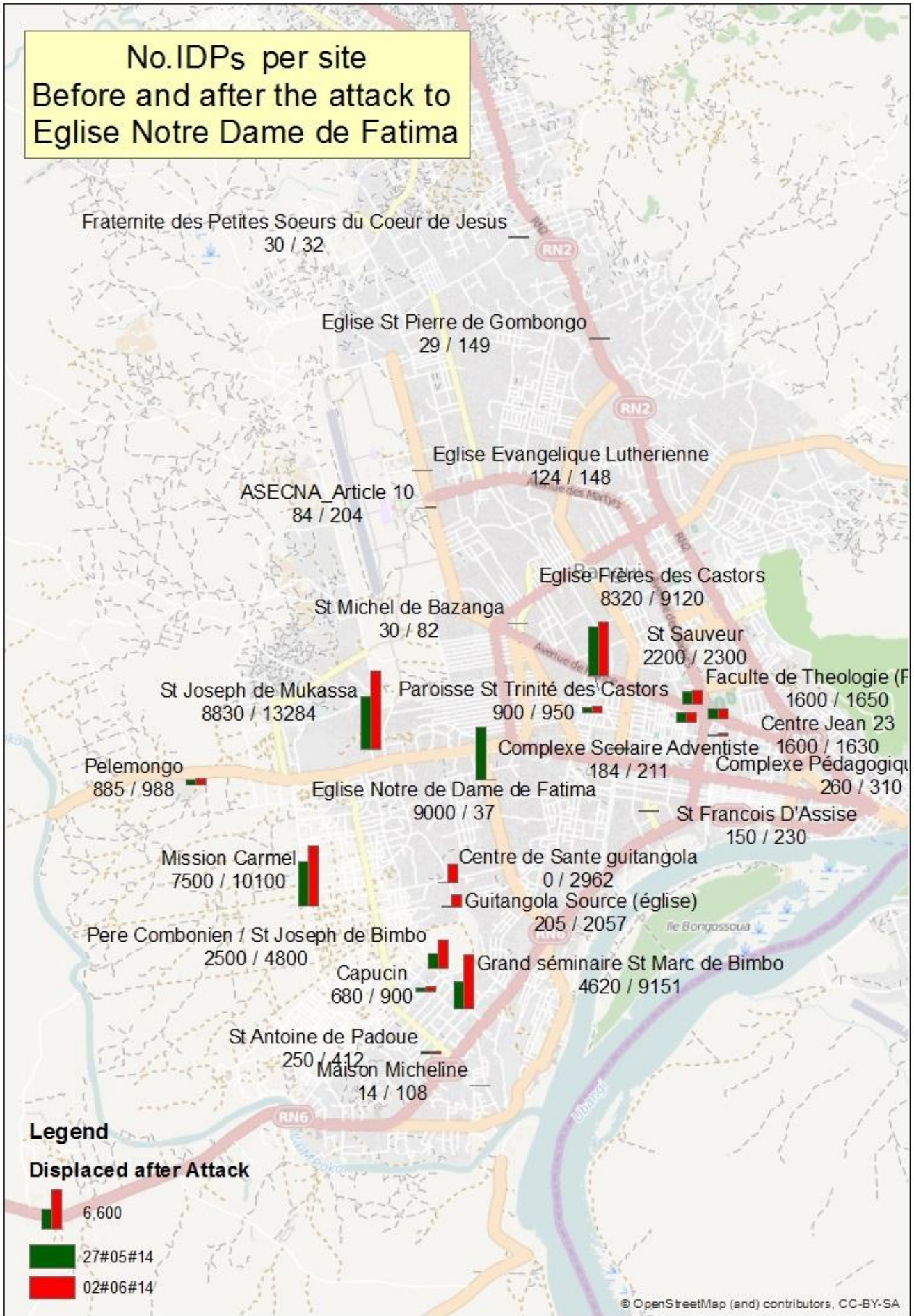
My mom hurt her knee when she escaped over the wall. She used to go to the forest to cultivate land and look for manioc, but now because of the pain she can't walk well.

My brother Miguel is 14 years old; he is in his 4th year in school. Even though we are in Bimbo my brother wants to continue to go to school. He leaves at 5am and he walks. I would like to go to school but my school closed because there is no security in the neighborhood.

Now I sell fruit to earn money to buy soap, lunch, just a bit of food. Fruit prices have increased, especially bananas. People need to bring bananas from the forest and in transport money is demanded at every roadblock. It's too expensive and becoming more difficult. Bananas used to be four for 100cfa, but now it's five for 200cfa. In Bimbo commerce doesn't work, people there just don't have money to buy.



St Francois d'Assise, one the sites affected by the attack on Notre Dame de Fatima



ANNEX A: DTM QUESTIONNAIRE

ENQUETE SUR LES INTENTIONS / CONDITIONS DE RETOUR DES DEPLACES INTERNES A BANGUI - MAI 2014

Date	jj/ mm/2014	SSID	Nom du site
Arrondissement	Quartier		
Personne enquêtée	<input type="radio"/> Homme <input type="radio"/> Femme	Age	Nombre de membres dans la famille
1. Quand est-ce que vous avez quitté votre lieu d'origine ?	<input type="radio"/> Mai 2014 <input type="radio"/> Avril 2014 <input type="radio"/> Mars 2014 <input type="radio"/> Février 2014 <input type="radio"/> Janvier 2014 <input type="radio"/> Décembre 2013 <input type="radio"/> Avant Décembre 2013		
2. Lieu d'origine	Prefecture Sous prefecture Ville/village Arrondissement (si Bangui) Quartier (si Bangui)		
3. Pour quelles raisons avez-vous quitté ce lieu d'origine ? (<i>plusieurs choix</i>)	<input type="checkbox"/> 1. Insécurité sur le lieu d'origine <input type="checkbox"/> 2. Je viens vendre biens et produit alimentaires sur le marché du site <input type="checkbox"/> 3. Raisons économiques <input type="checkbox"/> 4. Maison brûlée/maisons endommagées <input type="checkbox"/> 5. Attaque(s) sur le quartier/village <input type="checkbox"/> 6. Conflits intercommunautaires <input type="checkbox"/> 7. Pillage <input type="checkbox"/> 8. Fuite de mes voisins <input type="checkbox"/> 9. Fuite de ma famille <input type="checkbox"/> 10. Par ce qu'on m'a obligé <input type="checkbox"/> 11. Bloqué par la crise <input type="checkbox"/> 12. Menaces physique <input type="checkbox"/> 13. Autre, précisez :		
4. Ce site est-il votre 1er site de déplacement ou êtes-vous restés dans d'autres sites avant d'arriver ici ?	<input type="radio"/> OUI, c'est mon premier site de déplacement <input type="radio"/> NON, je suis d'abord passé par d'autres sites avant		
5. Au cours des deux dernières semaines, avez-vous...			
4a. Emprunter de l'argent ?	<input type="radio"/> 1. Oui <input type="radio"/> 2. Non <input type="radio"/> 3. Ne Sais Pas	4b. Acheter de la nourriture à crédit ?	<input type="radio"/> 1. Oui <input type="radio"/> 2. Non <input type="radio"/> 3. Ne Sais pas
4c. Envoyer des membres de la famille vivre ailleurs que dans le site ?	<input type="radio"/> 1. Oui <input type="radio"/> 2. Non <input type="radio"/> 3. Ne Sais Pas		
4d. Réduit les portions alimentaires des membres de la famille ?	<input type="radio"/> 1. Oui <input type="radio"/> 2. Non <input type="radio"/> 3. Ne Sais Pas		
4e. Réduit l'alimentation des adultes pour nourrir les enfants ?	<input type="radio"/> 1. Oui <input type="radio"/> 2. Non <input type="radio"/> 3. Ne Sais Pas		
4f. Réduit le nombre de repas par jour ?	<input type="radio"/> 1. Oui <input type="radio"/> 2. Non <input type="radio"/> 3. Ne Sais Pas		
4g. Passer des journées entières sans manger	<input type="radio"/> 1. Oui <input type="radio"/> 2. Non <input type="radio"/> 3. Ne Sais Pas		
4h. Vente des biens pour pouvoir acheter de la nourriture	<input type="radio"/> 1. Oui <input type="radio"/> 2. Non <input type="radio"/> 3. Ne Sais Pas		
4i. Reçu des dons de nourritures (entraide) ?	<input type="radio"/> 1. Oui <input type="radio"/> 2. Non <input type="radio"/> 3. Ne Sais Pas		
4j. Utilisé (vendu, mangé) vos ressources de travail (outils, stocks, semences agricoles) ?	<input type="radio"/> 1. Oui <input type="radio"/> 2. Non <input type="radio"/> 3. Ne Sais Pas		
4k. Quels problèmes vous ou votre famille avez-vous actuellement ici ?	<input type="checkbox"/> 1. Manque de documents d'identité <input type="checkbox"/> 2. Hostilité de la communauté hôte <input type="checkbox"/> 3. Insécurité <input type="checkbox"/> 4. fermeture du site <input type="checkbox"/> 5. Interruption de l'aide humanitaire <input type="checkbox"/> 6. Conditions de vie <input type="checkbox"/> 7. Accès à la nourriture <input type="checkbox"/> 8. Accès à l'eau <input type="checkbox"/> 9. Accès à l'éducation <input type="checkbox"/> 10. Pas d'abris <input type="checkbox"/> 11. les pluies <input type="checkbox"/> 12. Problèmes d'hygiène/d'assainissement <input type="checkbox"/> 13. Vols <input type="checkbox"/> 14. Violence <input type="checkbox"/> 15. Absence de travail <input type="checkbox"/> 16. Vulnérabilité économique <input type="checkbox"/> 17. Autre à préciser :		
5a. Pensez-vous quitter le lieu de déplacement actuel dans les 4 prochaines semaines ?	<input type="radio"/> 1. Oui, je veux retourner sur mon lieu d'origine	5b. Lieu de retour ?	
	<input type="radio"/> 2. Oui, je veux aller dans une nouvelle région.	Pays	
	<input type="radio"/> 3. Oui, je veux aller dans mon pays d'origine.	Préfecture	
	<input type="radio"/> 4. Non, je veux rester sur place.	Sous-préfecture	
<input type="radio"/> 5. Autre:	Ville / village		
	Arr.	Quartier	

<p>6. Si vous avez l'intention de retourner sur votre lieu d'origine et de quitter le site, qu'est-ce qui vous empêche de le faire dès aujourd'hui ? (<i>plusieurs choix</i>)</p>	<input type="checkbox"/> 1. Je n'ai pas les moyens financiers de rentrer. <input type="checkbox"/> 2. Mon logement est détruit <input type="checkbox"/> 3. Mes biens volés. <input type="checkbox"/> 4. Mes économies ont été pillées <input type="checkbox"/> 5. J'ai des activités économiques sur le site. <input type="checkbox"/> 6. Absence des forces de l'ordre. <input type="checkbox"/> 7. Je ne me sens pas en sécurité dans les rues de mon quartier d'origine <input type="checkbox"/> 8. Car je veux bénéficier de l' aide des organisations internationale. <input type="checkbox"/> 9. Je veux attendre de voir comment la situation politique et sécuritaire évolue. <input type="checkbox"/> 10. Pas de reprise des activités économiques sur ma zone de retour <input type="checkbox"/> 11. Autre, précisez :				
<p>7. Supposons que vous avez un membre de votre famille qui vit dans le site actuellement. Quelles sont les conditions qui feraient que ce proche quitte le site dans les prochains jours et retourne dans son lieu d'origine ? (<i>plusieurs choix</i>)</p>	<input type="checkbox"/> 1. Assurer la présence des forces de l'ordre dans mon quartier. <input type="checkbox"/> 2. Bénéficier de l' aide internationale dans les quartiers. <input type="checkbox"/> 3. La tenue des élections présidentielles. <input type="checkbox"/> 4. Réparation de mon logement <input type="checkbox"/> 5. Retour d'un Etat de Droit dans mon quartier. <input type="checkbox"/> 6. Ne plus entendre des coups de feu la nuit. <input type="checkbox"/> 7. Amélioration de l'accès aux services de base (eau, nourriture, éducation, sante, etc.) <input type="checkbox"/> 8. Autre, précisez :				
<p>7b Comment saurez-vous que la sécurité est rétablie dans les quartiers?</p>	<input type="checkbox"/> 1. Patrouille de la sangaris dans les quartiers <input type="checkbox"/> 2. Patrouille de la MISCA dans les quartiers <input type="checkbox"/> 3. Patrouille des FACA dans les quartiers <input type="checkbox"/> 4. Patrouille de la gendarmerie dans les quartiers <input type="checkbox"/> 5. Patrouille de la police dans les quartiers <input type="checkbox"/> 6. Retour (massif) des gens de mon quartier <input type="checkbox"/> 7. Quand on entendra plus des tirs <input type="checkbox"/> 8. Quand tous les Balaka seront partis <input type="checkbox"/> 9. Quand tous les séléka seront partis <input type="checkbox"/> 10. Quand les Balaka auront été désarmés <input type="checkbox"/> 11. Quand les séléka auront été désarmés <input type="checkbox"/> 12. Quand les militaires internationaux seront partis <input type="checkbox"/> 13. Quand la justice sera rétablie/l'impunité finie <input type="checkbox"/> 14. Quand les coupables seront punis <input type="checkbox"/> 15. Quand l'Etat sera renforcé <input type="checkbox"/> 16. Quand la MINUSCA sera déployée <input type="checkbox"/> 17. Après les élections <input type="checkbox"/> 18. Quand tous les musulmans seront revenus <input type="checkbox"/> 19. Quand tous les musulmans seront partis <input type="checkbox"/> 20. Quand tous les chrétiens seront partis <input type="checkbox"/> 21. Quand tous les chrétiens seront revenus <input type="checkbox"/> 22. La sécurité ne sera jamais rétablie <input type="checkbox"/> 23. Je ne sais pas				
<p>8. Quel est votre besoin le plus urgent dans votre lieu d'origine. (1 choix)</p>	<input type="radio"/> 1. Logement <input type="radio"/> 2. Alimentaire <input type="radio"/> 3. Biens non-alimentaire	<input type="radio"/> 4. Meubles <input type="radio"/> 5. Soutien Psychologique <input type="radio"/> 6. Santé	<input type="radio"/> 7. Scolarisation <input type="radio"/> 8. Sécurité <input type="radio"/> 9. Transport	<input type="radio"/> 10. Eau/Hygiène <input type="radio"/> 11. Emploi <input type="radio"/> 12. Formation	
<p>9. Quel est votre besoin secondaire dans votre lieu d'origine ? (1 choix)</p>	<input type="radio"/> 1. Logement <input type="radio"/> 2. Alimentaire <input type="radio"/> 3. Biens non-alimentaire	<input type="radio"/> 4. Meubles <input type="radio"/> 5. Soutien Psychologique <input type="radio"/> 6. Santé	<input type="radio"/> 7. Scolarisation <input type="radio"/> 8. Sécurité <input type="radio"/> 9. Transport	<input type="radio"/> 10. Eau/Hygiène <input type="radio"/> 11. Emploi <input type="radio"/> 12. Formation	
Dans votre quartier d'origine,					
10a. Les écoles fonctionnent-elles ?			<input type="radio"/> 1. Oui	<input type="radio"/> 2. Non	<input type="radio"/> 3. Ne Sais Pas
10b. Les marchés sont-ils ouverts ?			<input type="radio"/> 1. Oui	<input type="radio"/> 2. Non	<input type="radio"/> 3. Ne Sais Pas
10c. Les centres de sante t-ils ouverts ?			<input type="radio"/> 1. Oui	<input type="radio"/> 2. Non	<input type="radio"/> 3. Ne Sais Pas
10d. La police/armée effectue-t-elle des patrouilles ?			<input type="radio"/> 1. Oui	<input type="radio"/> 2. Non	<input type="radio"/> 3. Ne Sais Pas
10e. Les forces armées internationales sont-elles présentes ?			<input type="radio"/> 1. Oui	<input type="radio"/> 2. Non	<input type="radio"/> 3. Ne Sais Pas
10f. Les fonctionnaires de l'Etat (enseignant, personnel de santé, mairie) sont-ils de retour ?			<input type="radio"/> 1. Oui	<input type="radio"/> 2. Non	<input type="radio"/> 3. Ne Sais Pas
10g. Des maisons ont été endommagées ?			<input type="radio"/> 1. Oui	<input type="radio"/> 2. Non	<input type="radio"/> 3. Ne Sais Pas
<p>11. Quelles étaient vos occupations professionnelles avant le déplacement (<i>plusieurs choix</i>)</p>	<input type="checkbox"/> 1. Ventes de produits alimentaires <input type="checkbox"/> 2. Ventes de produits non-alimentaires (pièces auto, vêtements, outils, etc.) <input type="checkbox"/> 3. Vente de services (cartes téléphoniques, réparations voitures, femme de ménages) <input type="checkbox"/> 4. Activités artisanales/fabricants		<input type="checkbox"/> 5. Activités agricoles (maraichage, élevage, pêche) <input type="checkbox"/> 6. Activités minières <input type="checkbox"/> 7. Mendicité <input type="checkbox"/> 8. Fonctionnaire d'état <input type="checkbox"/> 9. Autre, précisez :		
12. Vos activités professionnelles ont-elles été interrompues par le déplacement ?			<input type="radio"/> 1. Oui	<input type="radio"/> 2. Non	<input type="radio"/> 3. Ne Sais Pas
13a. Pensez-vous pouvoir reprendre cette activité, une fois de retour dans votre quartier ?			<input type="radio"/> 1. Oui	<input type="radio"/> 2. Non	<input type="radio"/> 3. Ne Sais Pas
<p>13b. Si NON à la question 13a, pourquoi ?</p>	<input type="checkbox"/> 1. Perte des moyens et outils pour l'activité professionnelle <input type="checkbox"/> 2. Effondrement de l'Etat/absence de structures étatiques <input type="checkbox"/> 3. Taux de chômage trop élevé <input type="checkbox"/> 4. Pas de paiement des salaires				

The Displacement Tracking Matrix activities are funded by:



EUROPEAN COMMISSION



Humanitarian Aid



International Organization for Migration (IOM)
Organisation internationale pour les migrations (OIM)
Organización Internacional para las Migraciones (OIM)