DTM
IOM DISPLACEMENT TRACKING MATRIX

BURUNDI
FEBRUARY 2018

173,218 IDPs
38,577 Displaced Households

IDP DEMOGRAPHIC

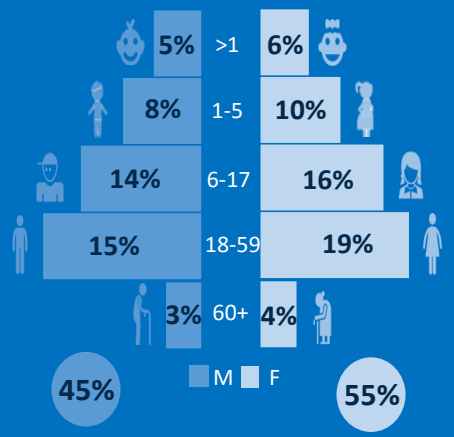

PARTICULARLY VULNERABLE GROUPS

- 82% Women + Youth under 18
- 4% Female heads of household
- 2% Pregnant women
- 29% Children (0-5 years)
- 2% Orphaned minors
- 2% Persons living with disabilities

DISPLACEMENT TRENDS



PRESENCE OF IDPs BY PROVINCE

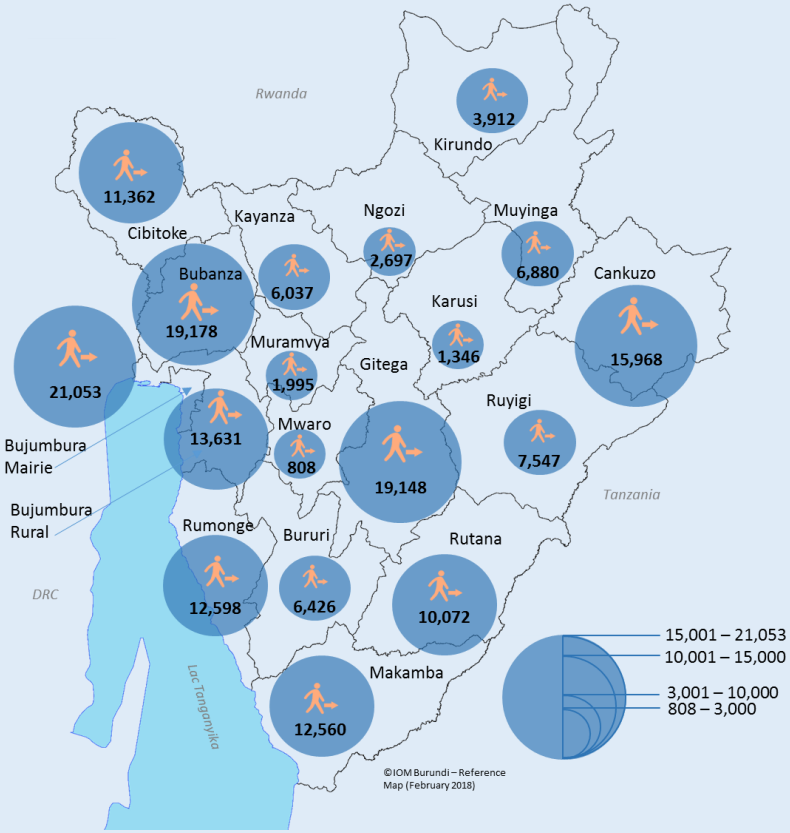

ACCOMMODATION TYPES

- 51% 88,922 in host families
- 25% 43,376 in rented houses
- 19% 32,911 in empty and straw houses
- 5% 8,009 in camps and collective sites

PERIODS OF DISPLACEMENT*

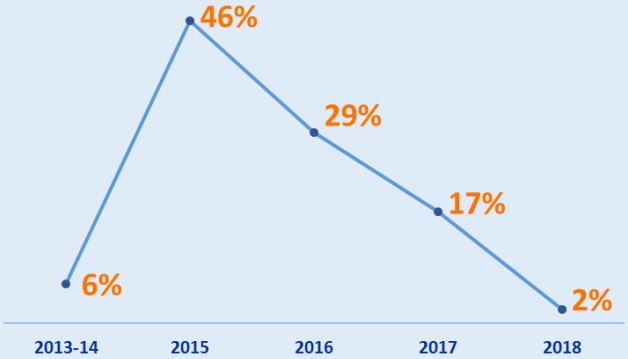

*Currently displaced IDPs

DISPLACEMENT REASONS

Natural disasters
70%
121,629

Socio-political situation
30%
50,780

* Other reasons: 809

USAID FROM THE AMERICAN PEOPLE

Department for International Development

UKaid from the British people

Schweizerische Eidgenossenschaft
Confédération suisse
Confederazione Svizzera
Confederaziun svizra

Swiss Agency for Development and Cooperation SDC

Contact: IOM Burundi, DTMBurundi@iom.int, Tel: +257 75400448 ▪ Facebook: International Organization for Migration – Burundi ▪ Twitter: @IOM_Burundi ▪ Website: www.displacement.iom.int/burundi

CROIX - ROUGE DU BURUNDI