

IOM LIBYA MIGRANT REPORT

KEY FINDINGS

Round 46 (January - February 2023)

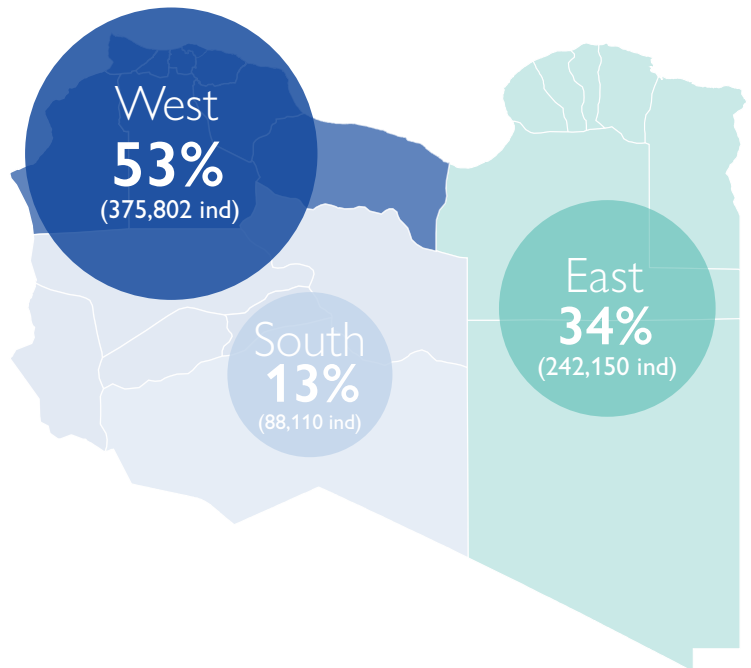


706,062
migrants in Libya

DISTRIBUTION OF MIGRANTS PER GEOGRAPHICAL AREAS

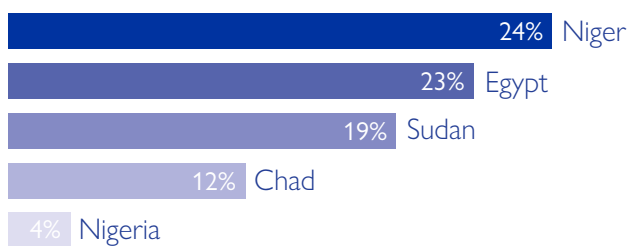


USD 786
migration journey cost
(average per person)

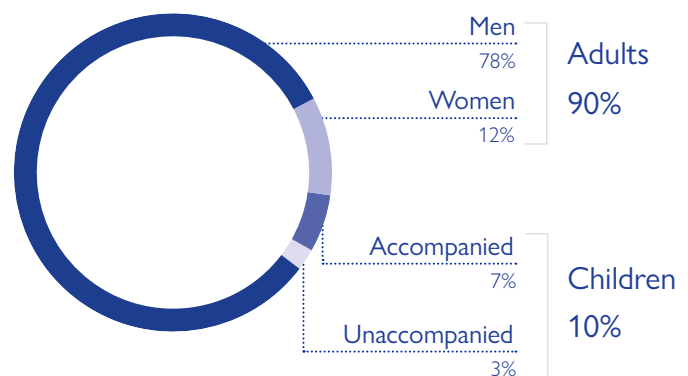


46%
of migrants reported
that the remittances
they send home are
the primary source
of income for their
household

TOP 5 NATIONALITIES



DEMOGRAPHICS



Migrants were present in:

641 COMMUNITIES (MUHALLAS)
(out of 667)

100 MUNICIPALITIES (BALADIYAS)
(out of 100)

IOM Libya conducted:

2,205 INTERVIEWS WITH KEY INFORMANTS
(Mobility Tracking)

6,337 INTERVIEWS WITH MIGRANTS
(Flow Monitoring Surveys)