

OVERVIEW

IOM Pakistan collects data on the outflows of undocumented Afghan migrants at the Torkham and Chaman border crossing points in an effort to better understand the migration movements of undocumented Afghan migrants returning to Afghanistan from Pakistan.

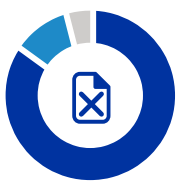
Between 23 April and 06 May 2023, 2,704 undocumented Afghan nationals spontaneously returned to Afghanistan, including 74 through the Torkham border point and 2,630 through the Chaman border point. Border authorities facilitated the return of 236 individuals due to the lack of legal documentation to remain in Pakistan. Therefore, information about these individuals are not included in the count. Although IOM identified 23,763 undocumented Afghan returnees (between 1 January - 06 May 2023) at two border crossings, this may not reflect the total number of undocumented Afghan returnees. Moreover, for this study, only the head of household or representative of the family were interviewed. This means that the number of interviews conducted by the enumerators is lower than the number of returnees recorded by IOM. Between 23 April and 06 May 2023, IOM interviewed 210 respondents.

HIGHLIGHTS

- During the reporting period, 8 per cent of returnees were categorized as vulnerable persons (chronically ill and elderly).
- The primary occupations reported by returnees were: unskilled labor (63%), skilled labor (27%), salaried job (9%) and business (1%).
- All returnees were carrying cash and personal belongings when interviewed. They also travelled with additional items, such as household items (100%), cash (100%), personal belongings (100%) and productive assets (agriculture tool/seeds, rickshaw, sewing machines, etc.) (94%).
- The average cost of travelling from Pakistan to Afghanistan reported was 47,000 PKR per family.
- The top 3 challenges returnees expect to face in Afghanistan are: arranging for livelihoods, finding income opportunities and settling into a new city.
- The modes of transportation used by the returnees from their original location to the border and from the border to their destination, were: truck (51%), pick up truck (40%) and bus/rented car (9%).

23,763 UNDOCUMENTED AFGHAN RETURNEES AT TORKHAM AND CHAMAN (BETWEEN 1 JANUARY - 06 MAY 2023)

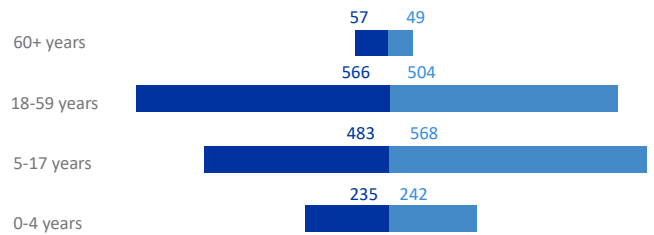
DISTRIBUTION OF UNDOCUMENTED RETURNEES BETWEEN 23 APR. TO 06 MAY



Undocumented family	85%
Family/Individual holding Afghan Citizenship Card (ACC)	11%
Undocumented individual travelling with documented family	4%

AGE AND GENDER

FEMALE 50% MALE 50%




PUSH FACTORS



Unable to pay house rent	37%
Unable to pay utilities	34%
No employment	20%
Business reasons	5%
Fear of arrest/deportation	4%

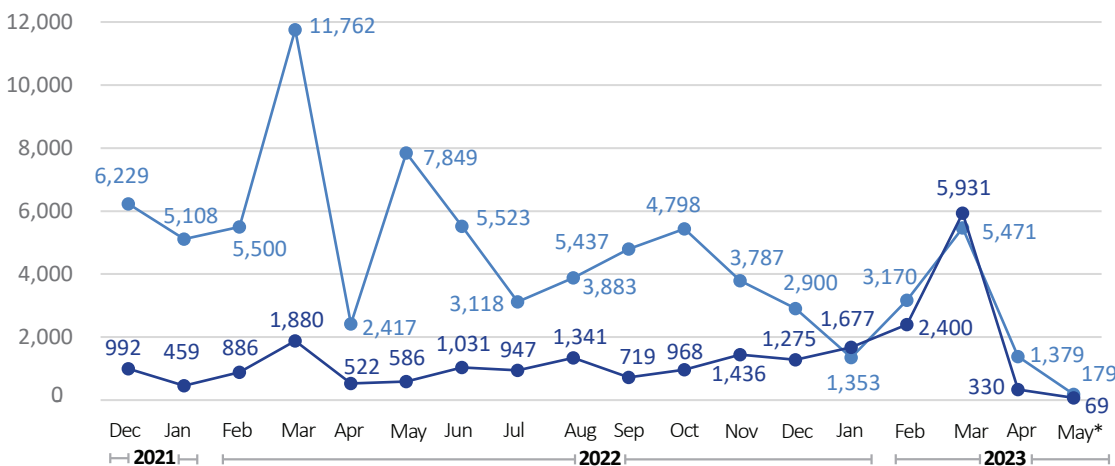
PULL FACTORS



Availability of assistance	56%
Family reunion	41%
Improvement in security situation	3%

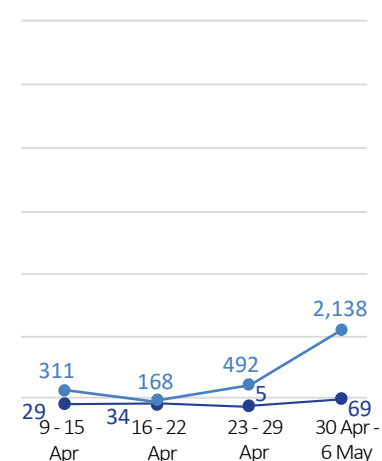
RETURN TREND

Chaman Torkham



MONTHLY TRENDS

WEEKLY TRENDS (LAST FOUR WEEKS)



*The number represented on the graph only covers the period until 06th May 2023

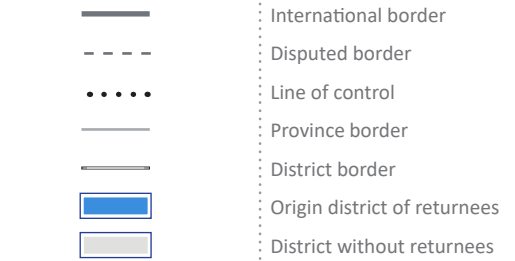
SETTLEMENT TYPE LEGEND



DISTRICTS OF ORIGIN IN PAKISTAN OF RETURNEES



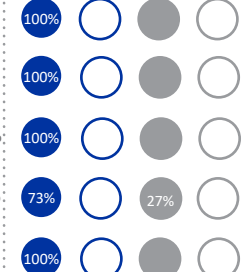
LEGEND



ORIGIN DISTRICT

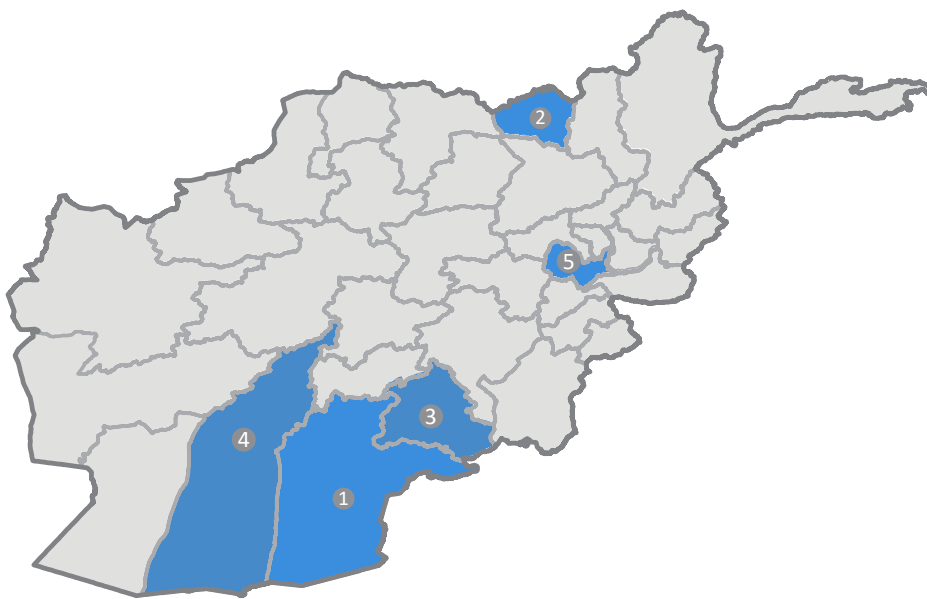
1. Quetta.....	40%
2. Killa Abdullah.....	22%
3. Karachi Central.....	13%
4. Pishin.....	11%
5. Karachi Malir.....	5%

SETTLEMENT TYPE

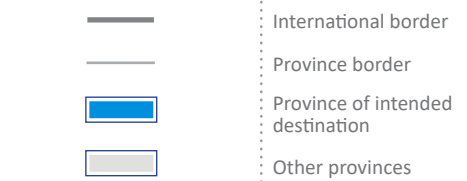


Note: This map and the following legends focus on the top 5 districts of origin in Pakistan during the reporting period from 23 Apr. to 06 May 2023
 Disclaimer: Dotted line represents approximately the line of control in Jammu and Kashmir agreed upon by India and Pakistan. The final status of Jammu and Kashmir has not yet been agreed upon by the parties. The designations employed and the presentation of material on this map do not imply the expression of any opinion whatsoever on the part of IOM or United Nations concerning the legal status of any country, territory, city or area or of its authorities, or concerning the delimitation of its frontiers or boundaries.

PROVINCES OF INTENDED DESTINATION



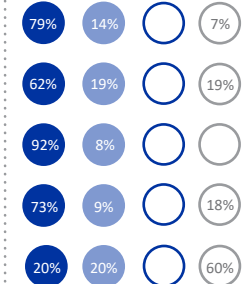
LEGEND



INTENDED PROVINCE

1. Kandahar.....	55%
2. Kunduz.....	8%
3. Zabol.....	6%
4. Hilmand.....	5%
5. Kabul.....	5%

SETTLEMENT TYPE



Note: This map and the following legends focus on the top 5 provinces of intended destination in Afghanistan during the reporting period from 23 Apr. to 06 May 2023
 Disclaimer: The designations employed and the presentation of material throughout the report do not imply the expression of any opinion whatsoever on the part of IOM concerning the legal status of any country, territory, city or area, or of its authorities, or concerning its frontiers or boundaries.



Immigration, Refugees and Citizenship Canada



ITALIAN AGENCY FOR DEVELOPMENT COOPERATION

