

BI-WEEKLY FLOW MONITORING REPORT: SPONTANEOUS RETURN OF UNDOCUMENTED AFGHANS FROM PAKISTAN (26 FEB. TO 11 MAR. 2023)

OVERVIEW

IOM Pakistan collects data on the outflows of **undocumented Afghan migrants** at the Torkham and Chaman border crossing points in an effort to better understand the migration movements of undocumented Afghan migrants returning to Afghanistan from Pakistan. This exercise is part of the **European Union** funded project “Displacement Tracking Matrix Regional Evidence for Migration Analysis and Policy (DTM REMAP)”.

Between 26 February and 11 March 2023, 6,264 undocumented Afghan nationals spontaneously returned to Afghanistan, including 3,132 through the Torkham border point and 3,132 through the Chaman border point. Border authorities facilitated the return of 422 individuals due to the lack of legal documentation to remain in Pakistan. Therefore, information about these individuals are not included in the count. Although IOM identified 13,745 undocumented Afghan returnees at two border crossings, this may not reflect the total number of undocumented Afghan returnees. Moreover, for this study, only the head of household or representative of the family were interviewed. This means that the number of interviews conducted by the enumerators is lower than the number of returnees recorded by IOM. Between 26 February and 11 March 2023, IOM interviewed 243 respondents.

HIGHLIGHTS

- During the reporting period, 4 per cent of returnees were categorized as vulnerable persons (chronically ill and elderly).
- The primary occupations reported by returnees were: unskilled labor (58%), skilled labor (30%), salaried job (11%) and business (1%).
- All returnees were carrying cash and personal belongings when interviewed. They also travelled with additional items, such as personal belongings (100%), household items (99%) and productive assets (agriculture tool/seeds, rickshaw, sewing machines, etc.) (91%).
- The average cost of travelling from Pakistan to Afghanistan reported was 40,000 PKR per family.
- The top 3 challenges returnees expect to face in Afghanistan are: arranging for livelihoods, finding income opportunities and settling into a new city.
- The modes of transportation used by the returnees from their original location to the border and from the border to their destination, were: pick up truck (47%), truck (45%) and bus/rented car (8%).

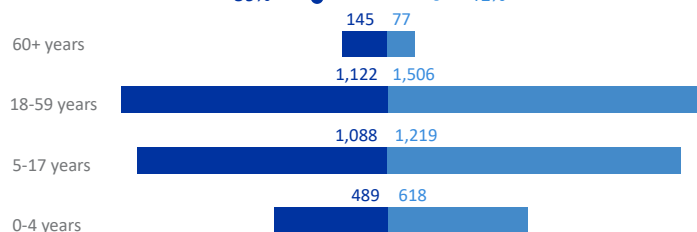
13,745 UNDOCUMENTED AFGHAN RETURNEES AT TORKHAM AND CHAMAN (BETWEEN 1 JANUARY - 11 MARCH 2023)

DISTRIBUTION OF UNDOCUMENTED RETURNEES BETWEEN 26 FEB TO 11 MAR



AGE AND GENDER

FEMALE 59% MALE 41%



PUSH FACTORS

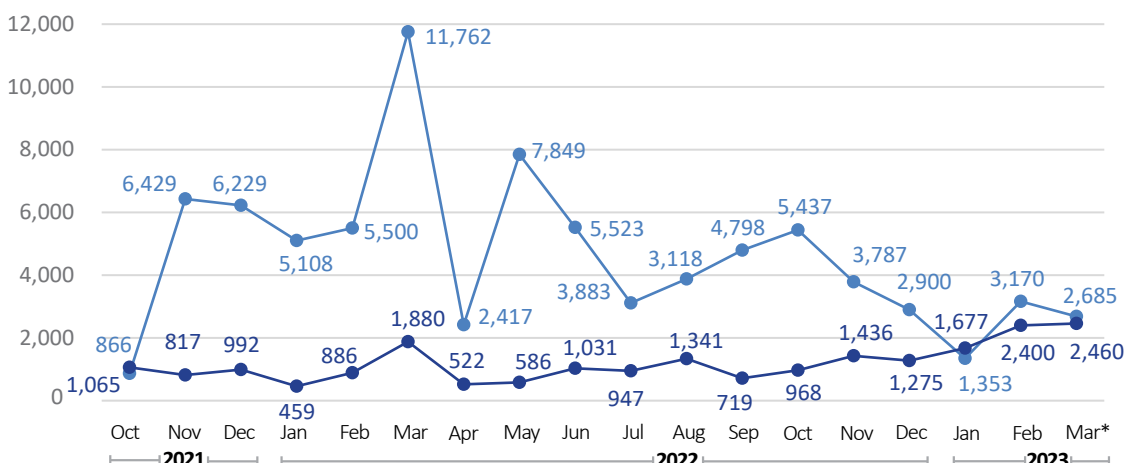


PULL FACTORS



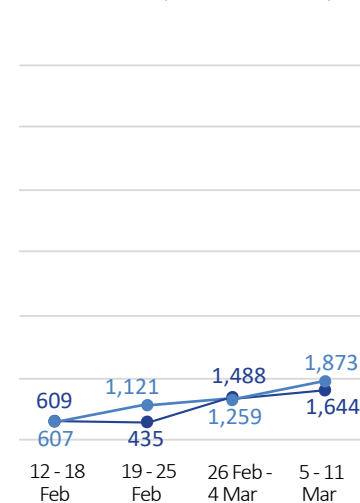
RETURN TREND

— Chaman
— Torkham



MONTHLY TRENDS

WEEKLY TRENDS (LAST FOUR WEEKS)



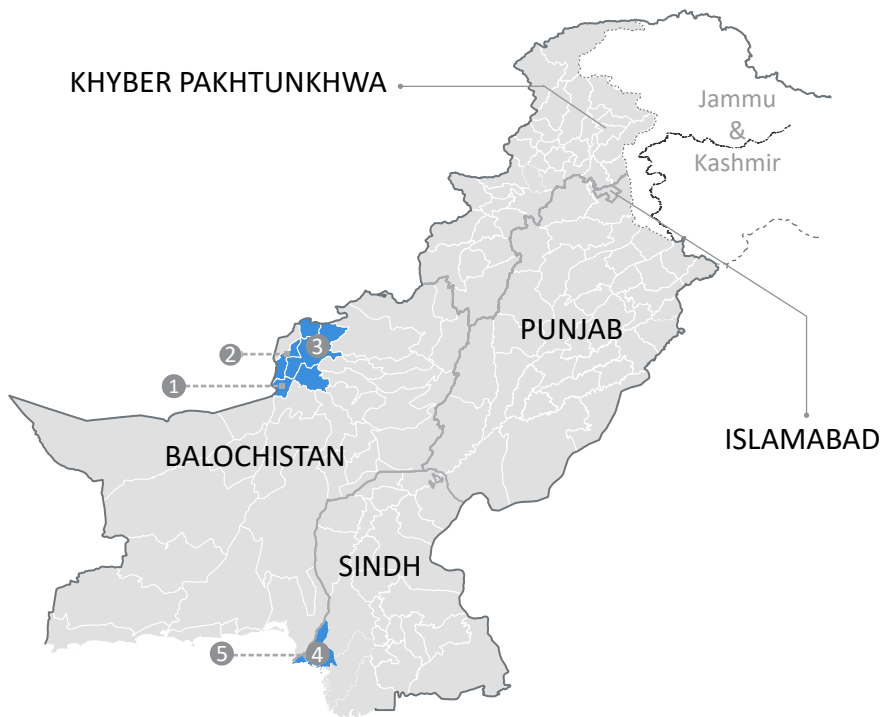
*The number represented on the graph only covers the period until 11th March 2023

BI-WEEKLY FLOW MONITORING REPORT: SPONTANEOUS RETURN OF UNDOCUMENTED AFGHAN MIGRANTS FROM PAKISTAN (26 FEB. TO 11 MAR. 2023)

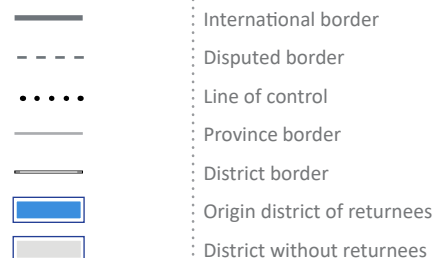
SETTLEMENT TYPE LEGEND



DISTRICTS OF ORIGIN IN PAKISTAN OF RETURNEES



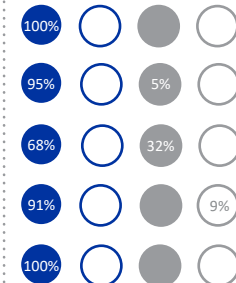
LEGEND



ORIGIN DISTRICT

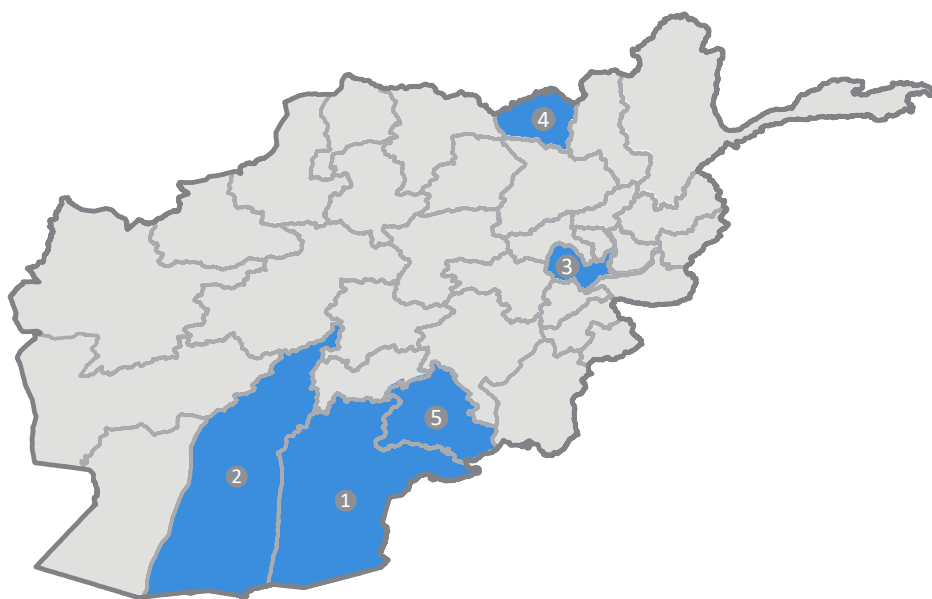
Origin District	Percentage
1. Quetta	29%
2. Killa Abdullah	27%
3. Pishin	10%
4. Karachi Central	9%
5. Malir	8%

SETTLEMENT TYPE



Note: This map and the following legends focus on the top 5 districts of origin in Pakistan during the reporting period from 26 Feb. to 11 Mar. 2023
Disclaimer: Dotted line represents approximately the line of control in Jammu and Kashmir agreed upon by India and Pakistan. The final status of Jammu and Kashmir has not yet been agreed upon by the parties. The designations employed and the presentation of material on this map do not imply the expression of any opinion whatsoever on the part of IOM or United Nations concerning the legal status of any country, territory, city or area or of its authorities, or concerning the delimitation of its frontiers or boundaries.

PROVINCES OF INTENDED DESTINATION



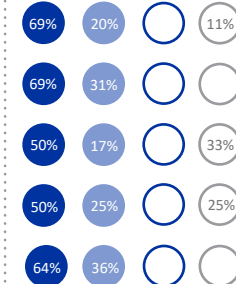
LEGEND



INTENDED PROVINCE

Intended Province	Percentage
1. Kandahar	59%
2. Helmand	7%
3. Kabul	5%
4. Kunduz	5%
5. Zabol	5%

SETTLEMENT TYPE



Note: This map and the following legends focus on the top 5 provinces of intended destination in Afghanistan during the reporting period from 26 Feb. to 11 Mar. 2023
Disclaimer: The designations employed and the presentation of material throughout the report do not imply the expression of any opinion whatsoever on the part of IOM concerning the legal status of any country, territory, city or area, or of its authorities, or concerning its frontiers or boundaries.