

BI-WEEKLY FLOW MONITORING REPORT: SPONTANEOUS RETURN OF UNDOCUMENTED AFGHANS FROM PAKISTAN (08 OCT. TO 21 OCT. 2022)

OVERVIEW

IOM Pakistan collects data on the outflows of **undocumented Afghan migrants** at the Torkham and Chaman border crossing points in an effort to better understand the migration movements of undocumented Afghan migrants returning to Afghanistan from Pakistan. This exercise is part of the **European Union** funded project “Displacement Tracking Matrix Regional Evidence for Migration Analysis and Policy (DTM REMAP)”.

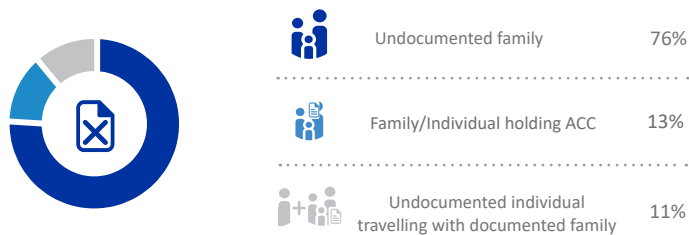
Between 8 October and 21 October 2022, 3,054 undocumented Afghan nationals spontaneously returned to Afghanistan, including 391 through the Torkham border point and 2,663 through the Chaman border point. Border authorities facilitated the return of 99 individuals due to the lack of legal documentation to remain in Pakistan. Therefore, information concerning these individuals are not included in the count. Although IOM identified 3,054 undocumented Afghan returnees at two border crossings, this may not reflect the total number of undocumented Afghan returnees. Moreover, for this study, only the head of household or representative of the family were interviewed. This means that the number of interviews conducted by the enumerators is lower than the number of returnees recorded by IOM. Between 8 and 21 October 2022, IOM interviewed 197 respondents.

HIGHLIGHTS

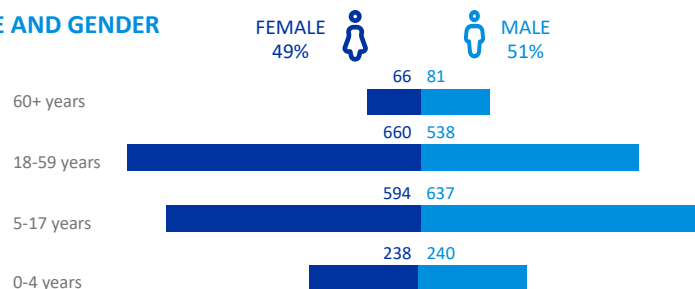
- During the reporting period, 8 per cent of returnees were categorized as vulnerable persons, mainly chronically ill and elderly.
- The primary occupations reported by returnees were: unskilled labor (60%), skilled labor (25%), business (12%) and salaried job (2%).
- All returnees were carrying household items, cash, personal belongings and productive assets when interviewed. They also travelled with additional items, such as productive assets (91%), transportation or private vehicles (3%) and livestock (1%).
- The average cost of travelling from Pakistan to Afghanistan reported was 32,114 PKR per family.
- The top 3 challenges returnees expected to face in Afghanistan were: arranging for livelihoods, finding income opportunities and settling into a new city.
- The modes of transportation used by the returnees from their original location to the border and from the border to their destination, were: pickup (48%), truck (48%) and bus/rented car (4%).

62,847 UNDOCUMENTED AFGHAN RETURNEES AT TORKHAM AND CHAMAN (FROM JANUARY 2022)

DISTRIBUTION OF UNDOCUMENTED RETURNEES



AGE AND GENDER



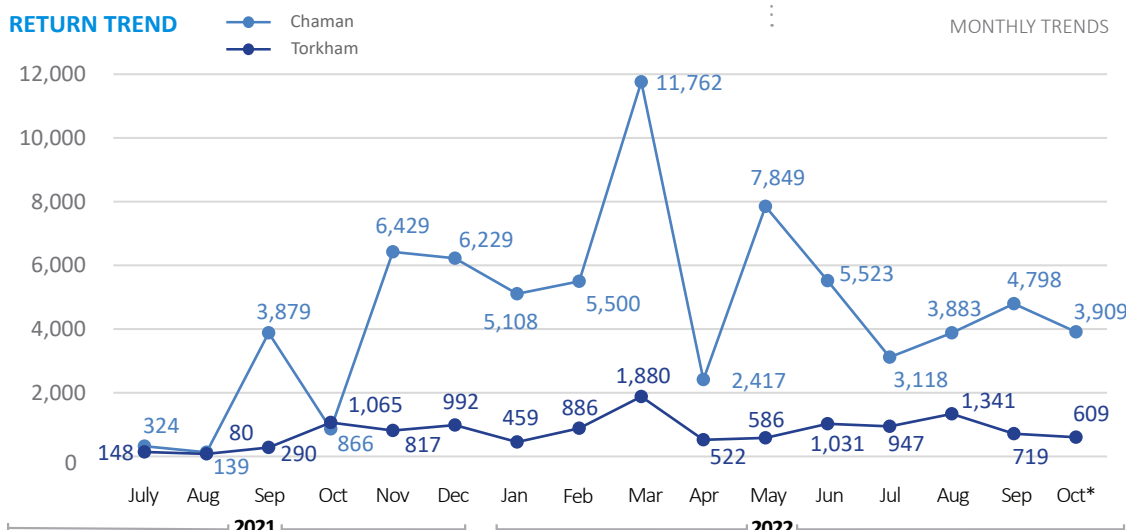
PUSH FACTORS



PULL FACTORS

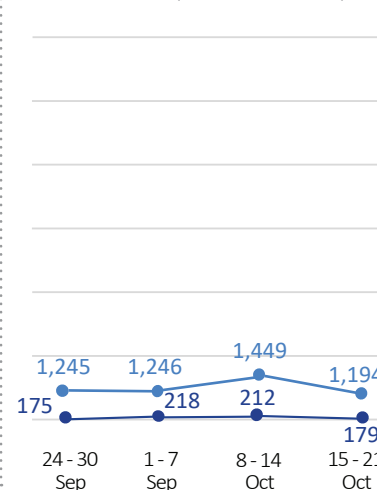


RETURN TREND



MONTHLY TRENDS

WEEKLY TRENDS (LAST FOUR WEEKS)



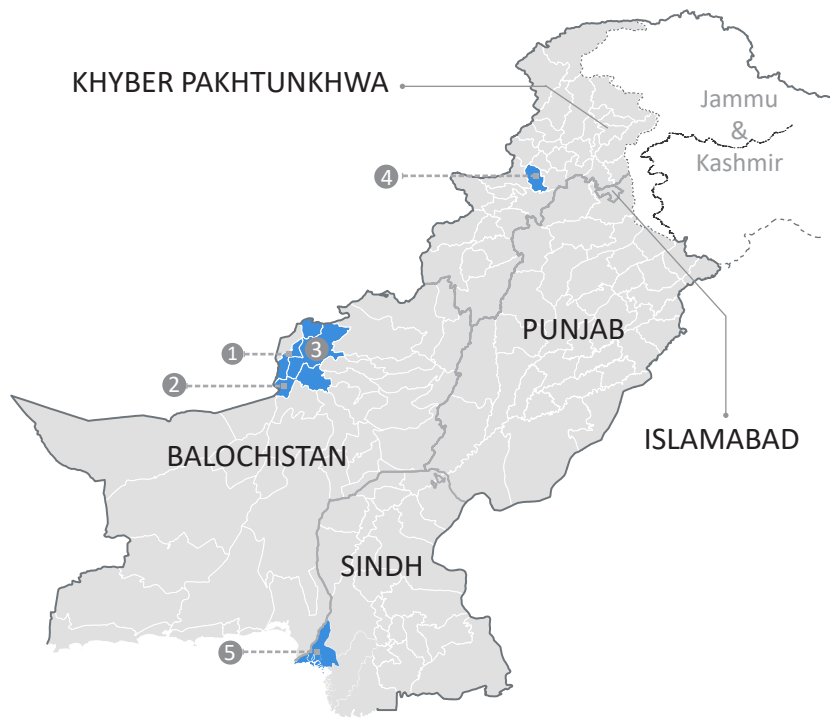
*Please note that the number of crossings for October is only until 21 October 2022.

BI-WEEKLY FLOW MONITORING REPORT: SPONTANEOUS RETURN OF UNDOCUMENTED AFGHAN MIGRANTS FROM PAKISTAN (8 OCT. TO 21 OCT. 2022)

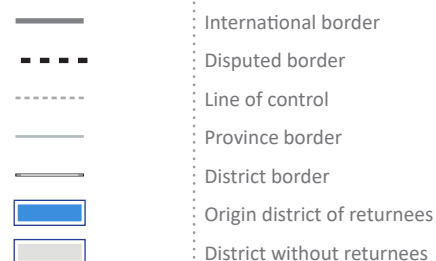
SETTLEMENT TYPE LEGEND



DISTRICTS OF ORIGIN IN PAKISTAN OF RETURNEES



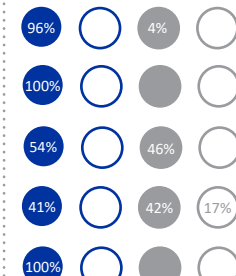
LEGEND



ORIGIN DISTRICT

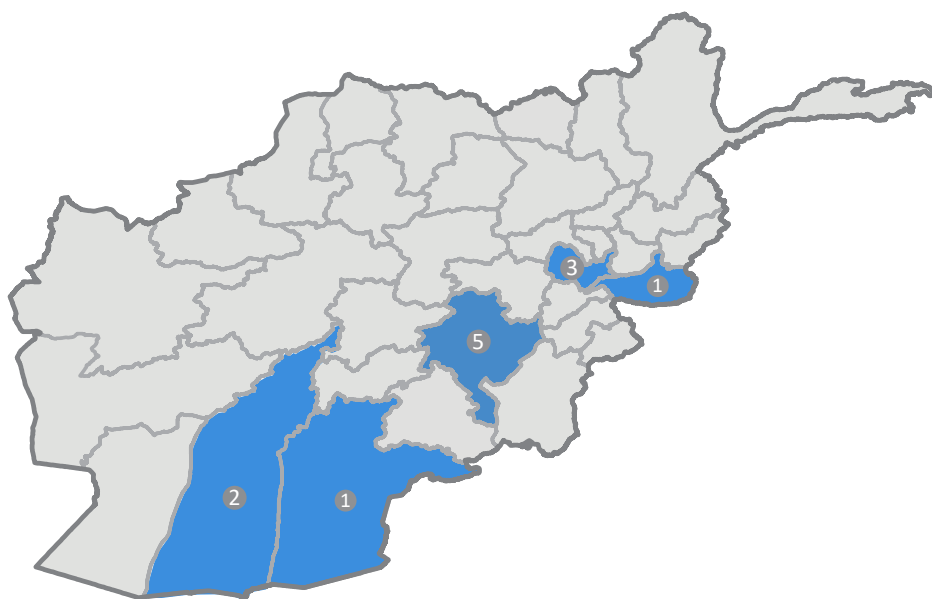
Origin District	Percentage
1. Killa Abdullah	37%
2. Quetta	25%
3. Pishin	11%
4. Peshawar	6%
5. Karachi	5%

SETTLEMENT TYPE



Note: This map and the following legends focus on the top 5 districts of origin in Pakistan during the reporting period from 8 Oct. to 21 Oct. 2022.
Disclaimer: Dotted line represents approximately the line of control in Jammu and Kashmir agreed upon by India and Pakistan. The final status of Jammu and Kashmir has not yet been agreed upon by the parties. The designations employed and the presentation of material on this map do not imply the expression of any opinion whatsoever on the part of IOM or United Nations concerning the legal status of any country, territory, city or area or of its authorities, or concerning the delimitation of its frontiers or boundaries.

PROVINCES OF INTENDED DESTINATION



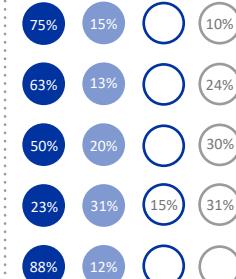
LEGEND



INTENDED PROVINCE

Intended Province	Percentage
1. Kandahar	65%
2. Helmand	7%
3. Kabul	6%
4. Nangarhar	5%
5. Zabul	4%

SETTLEMENT TYPE



Note: This map and the following legends focus on the top 5 provinces of intended destination in Afghanistan during the reporting period from 8 Oct. to 21 Oct. 2022.
Disclaimer: The designations employed and the presentation of material throughout the report do not imply the expression of any opinion whatsoever on the part of IOM concerning the legal status of any country, territory, city or area, or of its authorities, or concerning its frontiers or boundaries.