

DISPUTED AREAS CRISIS RETURN MOVEMENTS

19 February 2018

223,104 Returnees from the disputed areas crisis
137,172 current IDPs

IOM's Displacement Tracking Matrix has been monitoring displacement movements since 15 October 2017, when Iraqi security forces began moving into disputed areas that had previously been held by Kurdish forces. These areas included parts of Ninewa, Diyala, Salah al-Din and Erbil governorates. In the early weeks of the crisis the situation was very fluid, with many displacement patterns lasting only a matter of days. In view of this, total returnee figures should be interpreted with caution. DTM has been monitoring return movements from this crisis since late October 2017.





Number of Returnees by District of Last Displacement

Sulaymaniya	132,900
Erbil	47,436
Kalar	12,300
Kirkuk	9,306
Tilkaif	8,232
Tooz	5,952
Dahuk	4,182
Zakho	1,980
Makhmur	306
Khanaqin	300
Telafar	120
Sumel	90

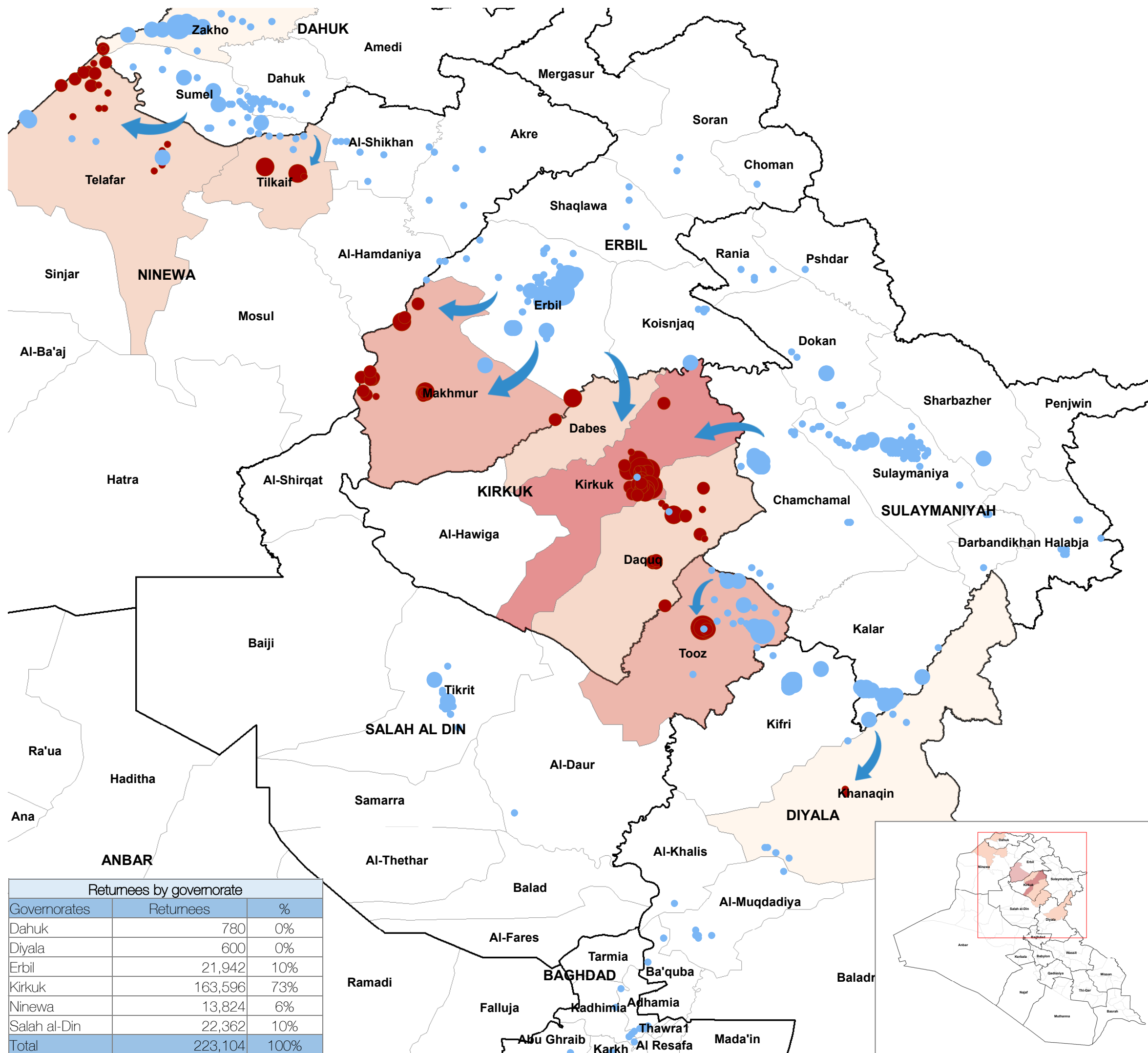
Legend:

-  Governorate boundaries
-  District boundaries
-  Return movement of IDPs back to sub-district of origin

Number of Returnees breakdown by district of return:

-  149,700 Returnees
-  10,001 - 30,000 Returnees
-  1,001 - 10,000 Returnees
-  Up to 1,000 Returnees

DISCLAIMER: The map is for illustration purposes only. Names and boundaries on this map do not imply official endorsement or acceptance by IOM. Source: OCHA CODs 2017



Governorates	Returnees	%
Dahuk	780	0%
Diyala	600	0%
Erbil	21,942	10%
Kirkuk	163,596	73%
Ninewa	13,824	6%
Salah al-Din	22,362	10%
Total	223,104	100%