



International Organization for Migration (IOM)  
The UN Migration Agency

**DTM**



# MIGRATION FLOWS TO EUROPE 2017 OVERVIEW

Cover: IOM Bulgaria integration program. Nikolay Doychinov/IOM 2017

**Content: Arrivals to Europe Overview, Relocations, Migrants Presence, Transit Countries, Overview Maps, Fatalities in the Mediterranean and Aegean**

**186,768** TOTAL ARRIVALS TO EUROPE **172,362** TOTAL ARRIVALS TO EUROPE BY SEA **14,406** TOTAL ARRIVALS TO EUROPE BY LAND

## Developments

### Countries of first arrival

More than 186,000 migrants arrived to Europe in 2017 via Mediterranean routes. Approximately 92% of migrants reached European countries by sea (172,362), and the remaining 8% arrived using various land routes. This year Italy has received the majority of all migrants and asylum seekers, with the total of 119,369 accounting for 64% of the overall registered population. However, this is the lowest number of arrivals reported in the past four years in Italy.

The decrease in arrivals in Italy noted in 2017 has been influenced mainly by different bilateral agreements between Libyan and Italian (and European) authorities as two entities representing the main departure and main destination points for migrants who aim to reach Europe by crossing the Central Mediterranean route (read more [here](#)). Monthly dynamic in arrivals shows that by the end of June 2017, there were more arrivals to Italy than in 2016, 83,752 and 70,222 respectively. In the late summer, number decreased following the implementation of the new policies related to apprehensions on the sea and support provided to the Libya coast guard, from an average of more than 12,000 monthly arrivals recorded for the second quarter of 2017, to less than 6,000 arrivals per month in the second half of the year.

Overall reduction in flows across the sea is also associated with the significant decrease in arrivals to Greece and Bulgaria. In 2017, Greek authorities registered 35,052 new arrivals, an 80% decrease compared to 173,614 recorded in 2016 while apprehensions of irregular migrants in Bulgaria plummeted from 17,187 reported at the end of 2016 to 2,562 at the end of December 2017. In contrast to that, available DTM flow monitoring data indicates more than two fold increase in arrivals to Spain and Cyprus. Between January and December 2017, total of 28,707 migrants reached Spanish territory by sea and land. The latter comprised 22% of the total reported arrivals (28,707) with 6,293 newly registered migrants particularly in Spanish enclaves in Northern Africa, Ceuta and Mellila. At the end of December 2017, Authorities in Cyprus registered 1,078 new irregular migrants and asylum seekers who arrived to the island in approximately 16 independent landings throughout the year (three times increase).

In terms of nationalities registered in two main receiving countries - Greece and Italy, there were no significant changes in the nationality groups detected. However, the order in the top 10 groups has changed slightly. In both years, 2016 and 2017, Nigerian nationals were the largest group registered arriving to Italy (21% and 16% respectively). A decrease by 6 percentage points is observed in terms of arrivals from Eritrea (from 11 to 5 per cent). Moreover, in 2016, Somali migrants comprised 6% of the overall arrivals in Italy, while in 2017 there were not reported under the top 10 nationality groups, but were replaced by those arriving from Morocco who comprised 5% of the overall registered population in Italy. The most significant increase is observed in arrivals of Bangladeshi nationals, from 5% recorded in 2016 to 9% registered in 2017 (read [here](#) more information on arrivals from Bangladesh). Syrian, Iraqi and Afghan nationals were the first three nationalities registered arriving to Greece. However, while the percentage of Afghan migrants decreased from 24% in 2016 (2nd reported nationality group) to 12% in 2017 (3rd reported nationality group), percentage of Iraqi nationals increased by 5 percentage points from 15% in 2016 to 20% in 2017. Moreover, in 2017, there was also an increase in arrivals from Algeria (4%), Palestinian Territories (3%), Kuwait (3%) and Cameroon (2%), the nationality groups which were in 2016 counted together with a variety of nationality groups registered as *Other* (total of 6%).

The Central Mediterranean route remains the deadliest sea route with reported 2,834 dead and missing migrants in 2017, out of the total of 3,119 that took place in the whole of Mediterranean (the lowest figured reported since 2014, see [more here](#)).

## Developments

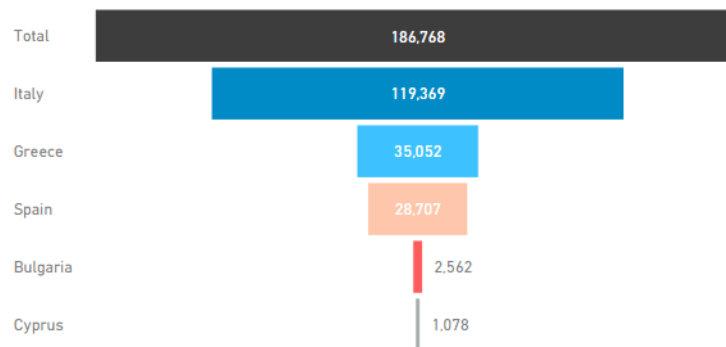
### Transit Countries and the Black Sea

Aside from Mediterranean routes, in late summer 2017, a new route seemed to be appearing, and that is the one from Turkey to Bulgaria and Romania via Black Sea. Between August and November Romanian and Coast Guard saved more than 1,000 migrants (mainly Iraqi and Iranian nationals) in 11 different search and rescue operation. Unpredictable and harsh weather on the sea, costed lives of at least 24 migrants and 14 missing persons (read more here).

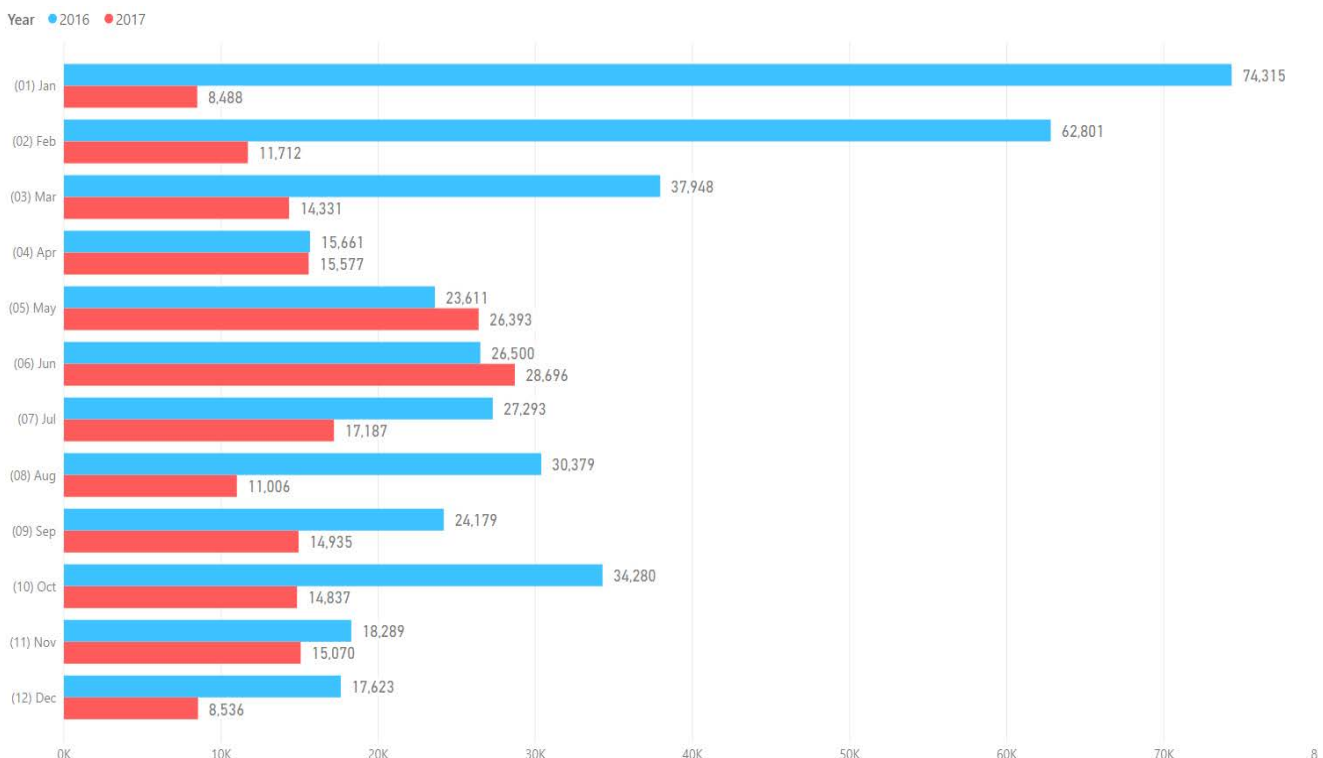
Although the flows through the Western Balkans route dropped upon the closure of the route, available DTM data shows that there are still migrants who are trying to reach Western Europe by using the Balkan routes. Migrants and asylum seekers are trying to cross the countries in the region, often repeatedly upon being returned by the authorities to Greece (these are mainly migrants who got stranded in Greece upon the closure of the route in March 2016). The most significant increase in irregular entries is observed in Bosnia and Herzegovina, from 143 reported in 2016 (mainly in the last quarter of the year) to 755 apprehended throughout 2017. An increase is also noted in Montenegro, from 308 registered migrants in 2016 to 807 reported at the end of 2017. Irregular entries to Albania, almost exclusively from Greece, are consistent in the past two years - 831 in 2016 to 752 in 2017, while the decrease has been observed in terms of irregular entries to Kosovo\*. Interesting changes have happened in terms of the origin countries or irregular migrants. Top three nationalities registered in all three countries in 2016 were Syrian, Afghan and Iraqi. One year later, 43% of the overall number of irregular migrants intercepted in Kosovo, Albania and Montenegro were Algerian and Moroccan nationals (read more here).

## Arrivals to Europe in 2017

### Total arrivals



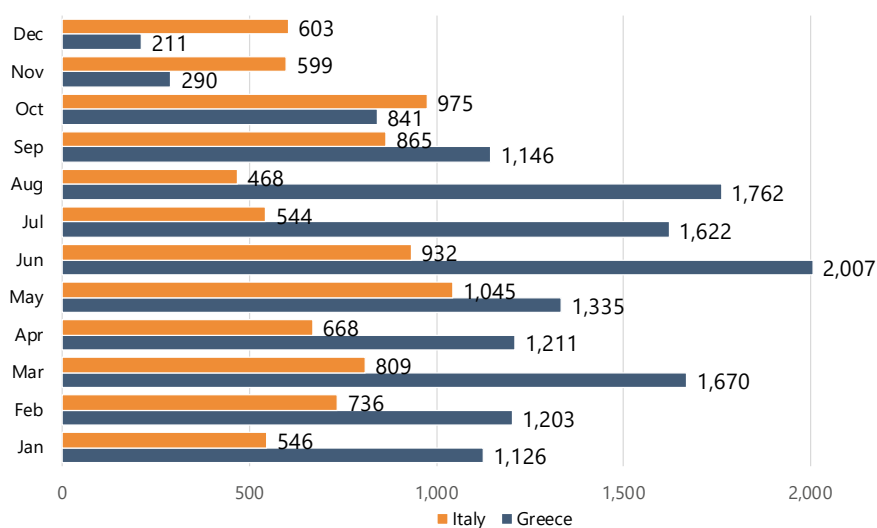
### First arrival countries monthly comparison 2015, 2016 and 2017



## Relocations

Since the beginning of the EU relocation scheme, 33,154 beneficiaries have been relocated from Greece and Italy to 25 different countries in the European Economic Area. Seventy per cent of individuals were relocated in 2017, a total of 23,218. This represents a two fold increase compared to 9,936 relocations that have taken place in 2015 and 2016. Almost half of the beneficiaries from Greece and Italy were relocated to Germany (10,265, 31%) and France (4,483; 15%). Additional 9% were transferred to Sweden, 8% to the Netherlands and 6% to Finland. The remaining 31% have been relocated to other 20 EEA countries (exhaustive list of countries with the total number of relocated people can be found here).

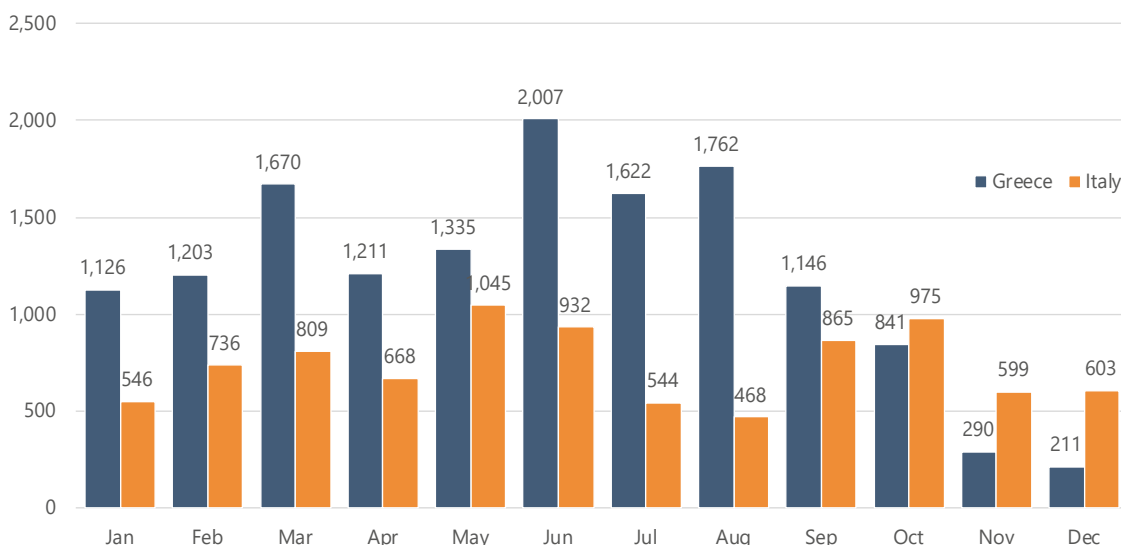
Top 10 host countries, relocations in 2015-2016 and 2017



Sixty-two per cent of relocated persons were male and 38% female beneficiaries. In terms of the age breakdown, 68% were adults and 32% children, including 465 unaccompanied and separated children.

In line with the relocation procedure that considers only those nationalities for which the EU average recognition rate is above 75%, most of the persons are Syrian (53%), Eritrean (39%) and Iraqi (11%) nationals, with only 3% belonging to *Other* nationalities. Considering the profile of migrants using Eastern and Central Mediterranean route, majority of Syrian and Iraqi nationals were relocated from Greece, while the Eritrean nationals were predominantly relocated from Italy.

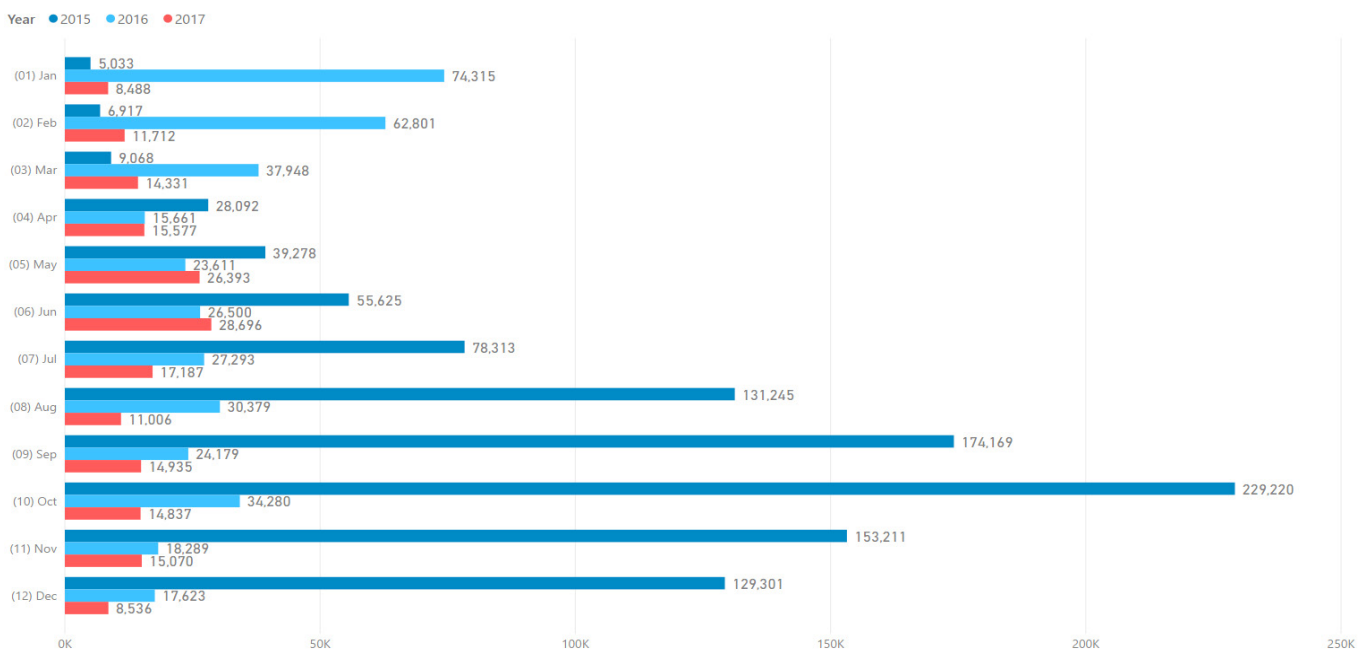
Monthly breakdown - relocations in 2017 from Greece and Italy



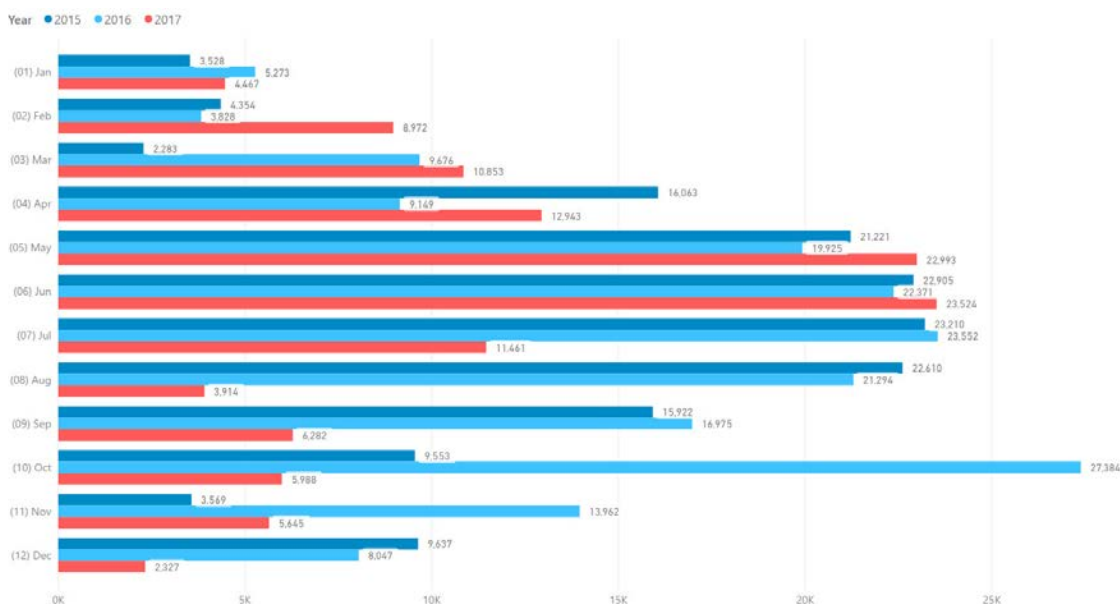
## Monthly arrivals to Europe - comparison 2015, 2016 and 2017

There were 186,768 new arrivals to Europe (Italy, Spain, Greece, Cyprus and Bulgaria) registered in 2017. This represents a 52% decrease compared to 387,739 reported in 2016 and a 82% decrease when compared with more than one million (1,046,599) registered in 2015. The monthly dynamic differs in different time periods. Majority of arrivals in 2015 have been registered in the second and third quarter, while in 2016 the highest monthly figures were reported during the first quarter and in 2017, the highest monthly figures were recorded in the second quarter of the year. See below the monthly breakdown for the period between 2015 and 2017.

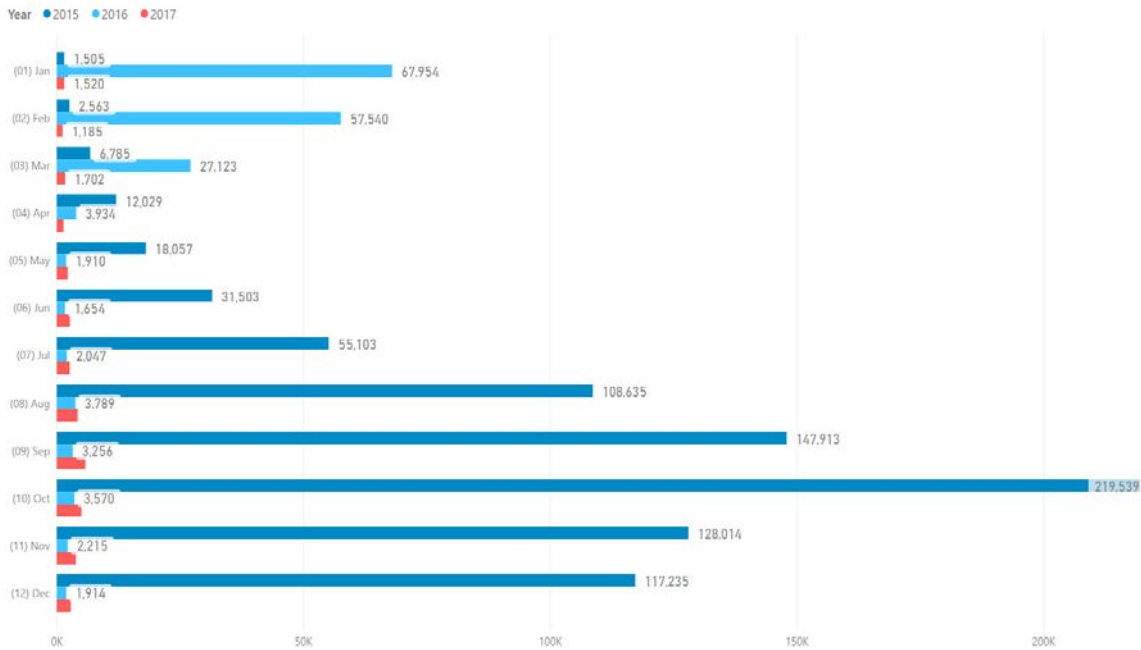
### Total arrivals



### Arrivals to Italy

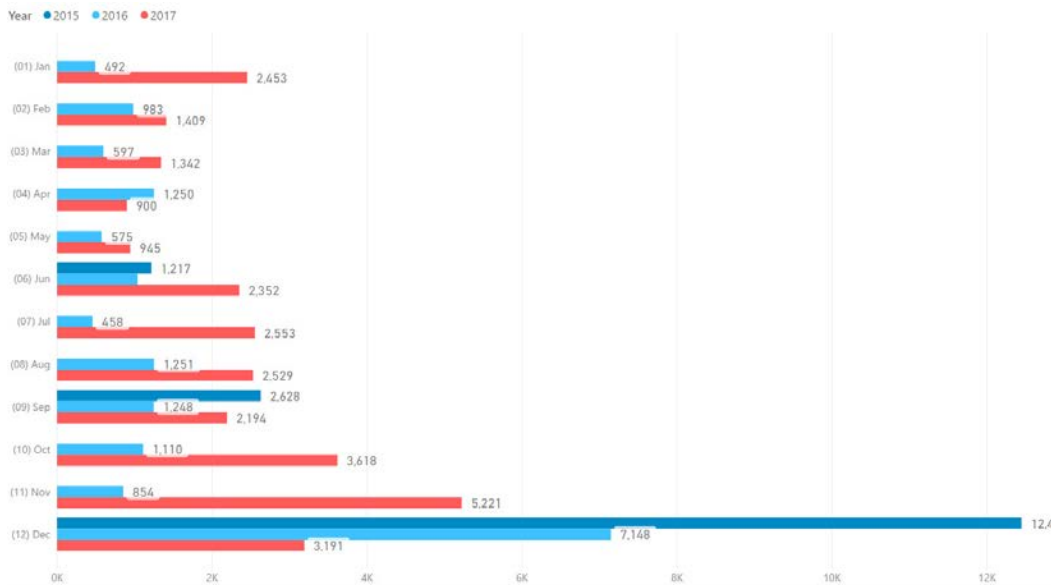


## Arrivals to Greece



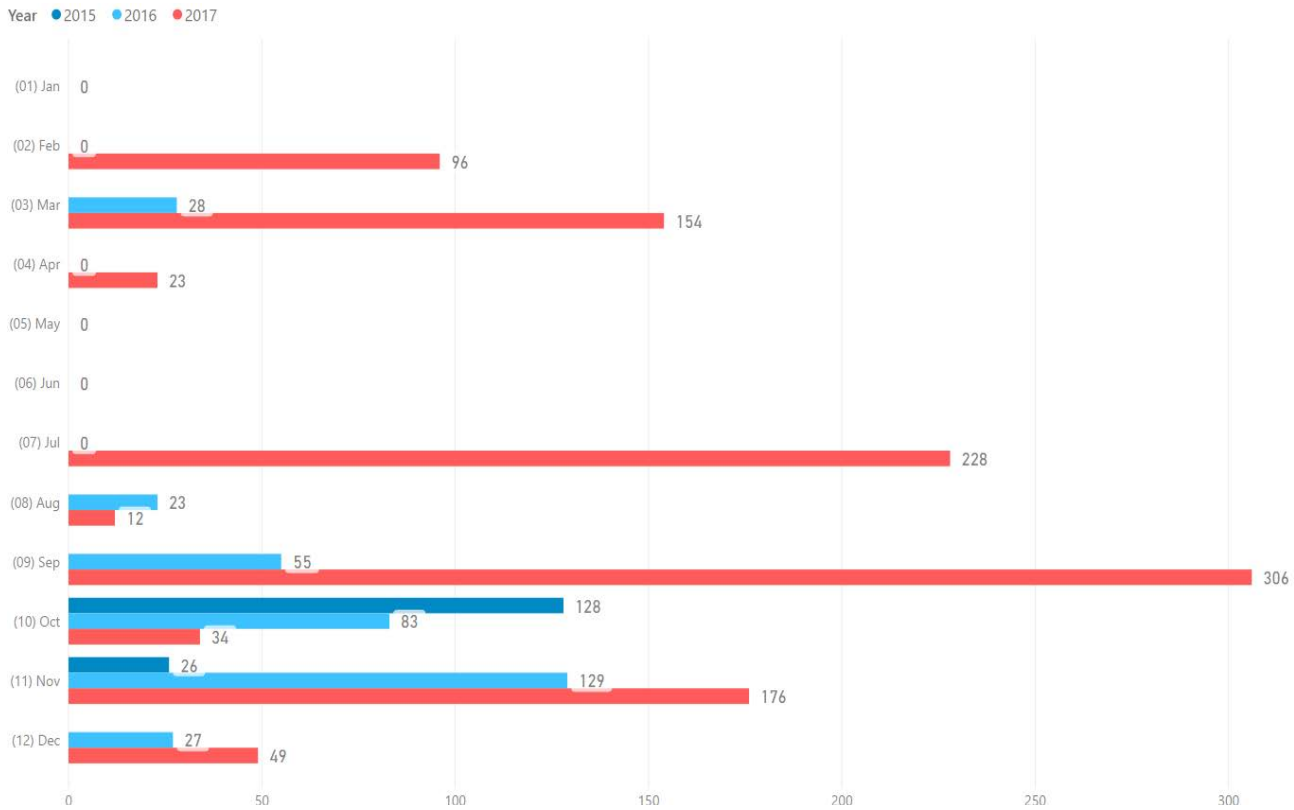
## Arrivals to Spain

The significant increase in arrivals was observed in Spain. Between January and December 2017 Spanish authorities registered 28,707 newly arrived migrants and asylum seekers. Seventy-eight per cent of migrants arrived to Spain by sea (22,414) while the remaining 6,293 reached Spain by land to Ceuta and Melilla. Overall arrivals in 2017 represent a two fold increase compared to 2016 when 14,558 migrants and asylum seekers were registered (8,162 arriving by sea and 6,396 by land). See the comparative monthly breakdown below.

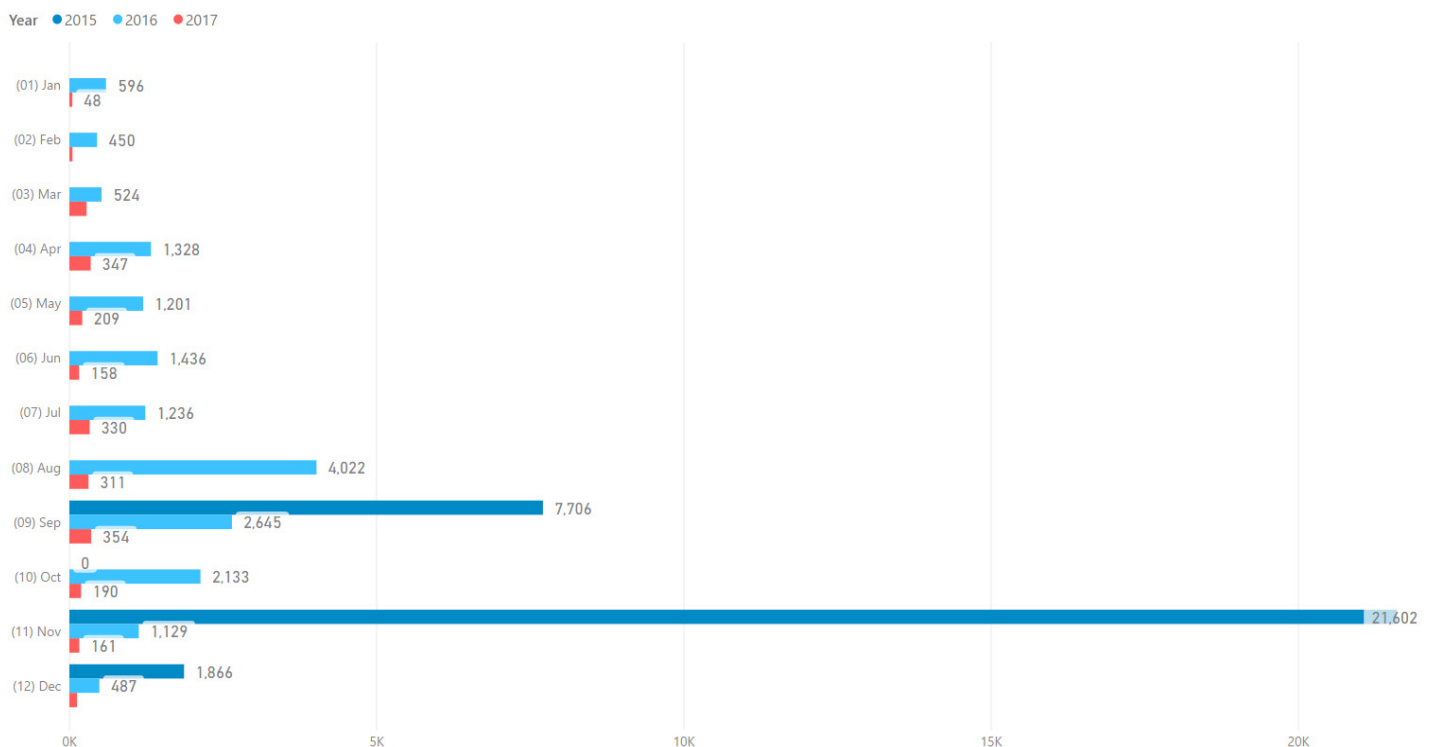


## Arrivals to Cyprus

A total of 1,078 new migrants and asylum seekers were registered in Cyprus between January and December 2017. This is a three times increase when compared to 345 reported at the end of 2016. More than 90% of registered individuals in 2017 were of Syrian origin (1,052 in total)\*.



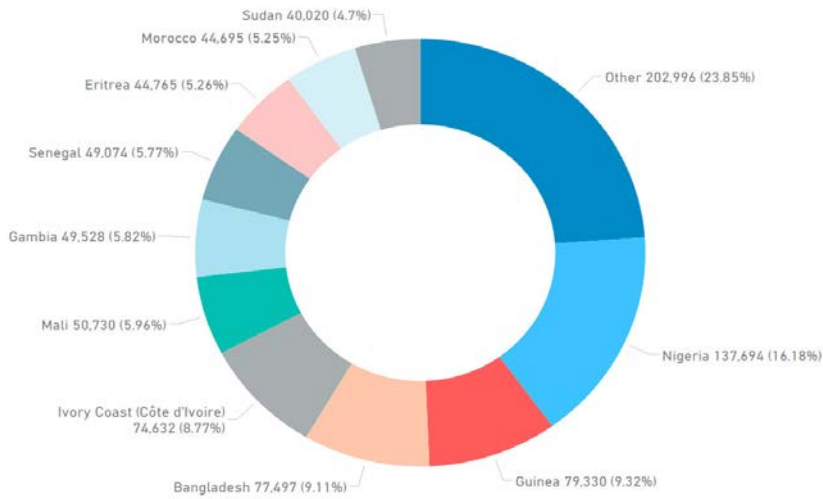
## Arrivals to Bulgaria





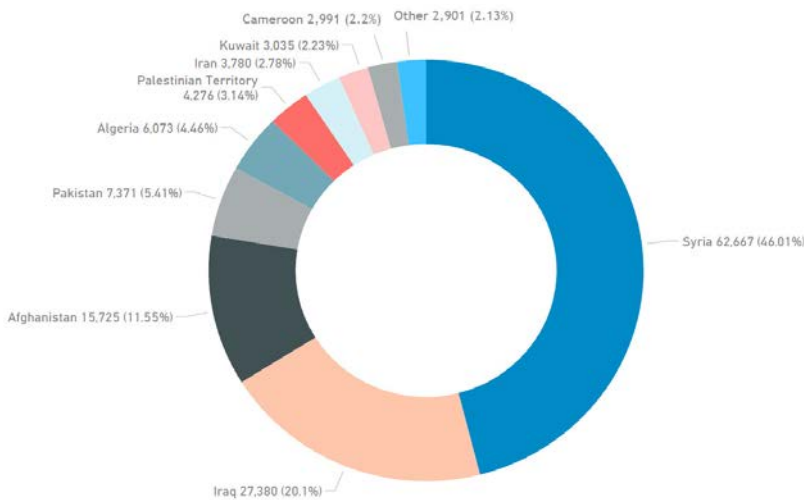
## Demographic breakdown by nationality

### Top 10 Arrivals to Italy between January and December 2017



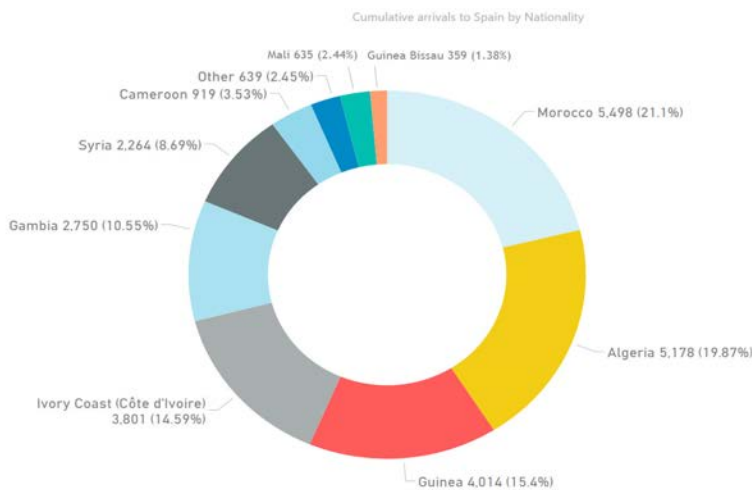
According to available data, Nigerian nationals were the first registered nationality arriving to Italy in 2016 and 2017, comprising 21% and 16% of the overall population respectively. In 2016, the second group were Eritrean nationals occupying 11% of the overall caseload, dropping to only 5% reported at the end of 2017. The most significant increase is observed in regards to arrivals from Bangladesh, from 5% in 2016 to 9% in 2017 (the third reported nationality group).

### Top 10 Arrivals to Greece between January and December 2017



When looking at the nationality breakdown of registered migrants and asylum seekers in Greece in 2016 and 2017, the significant decrease is observed in arrivals of Afghan migrants. In 2016, Afghan nationals comprised 24% of the overall registered population, and in 2017 this percentage decreased to 12%. In contrast to that, increase is noted in arrivals from Algeria (4%), Palestinian Territories (3%), Iran (3%) and Kuwait (3%) between January and December 2017.

### Top 10 Arrivals to Spain between January and December 2017



Migrants from Morocco (19%), Algeria (18%), Guinea Conakry (14%), Ivory Coast (13%) and the Gambia (10%) comprise more than 70% of the registered arrivals to Spain in 2017. Same nationalities were listed among top five registered nationality groups in 2016, with Guinea Conakry being the most frequently reported origin country (18%) followed by Algeria (17%), Syria (13%), Ivory Coast (13%) and Morocco (9%, increase of 10 percentage points compared to 2017).

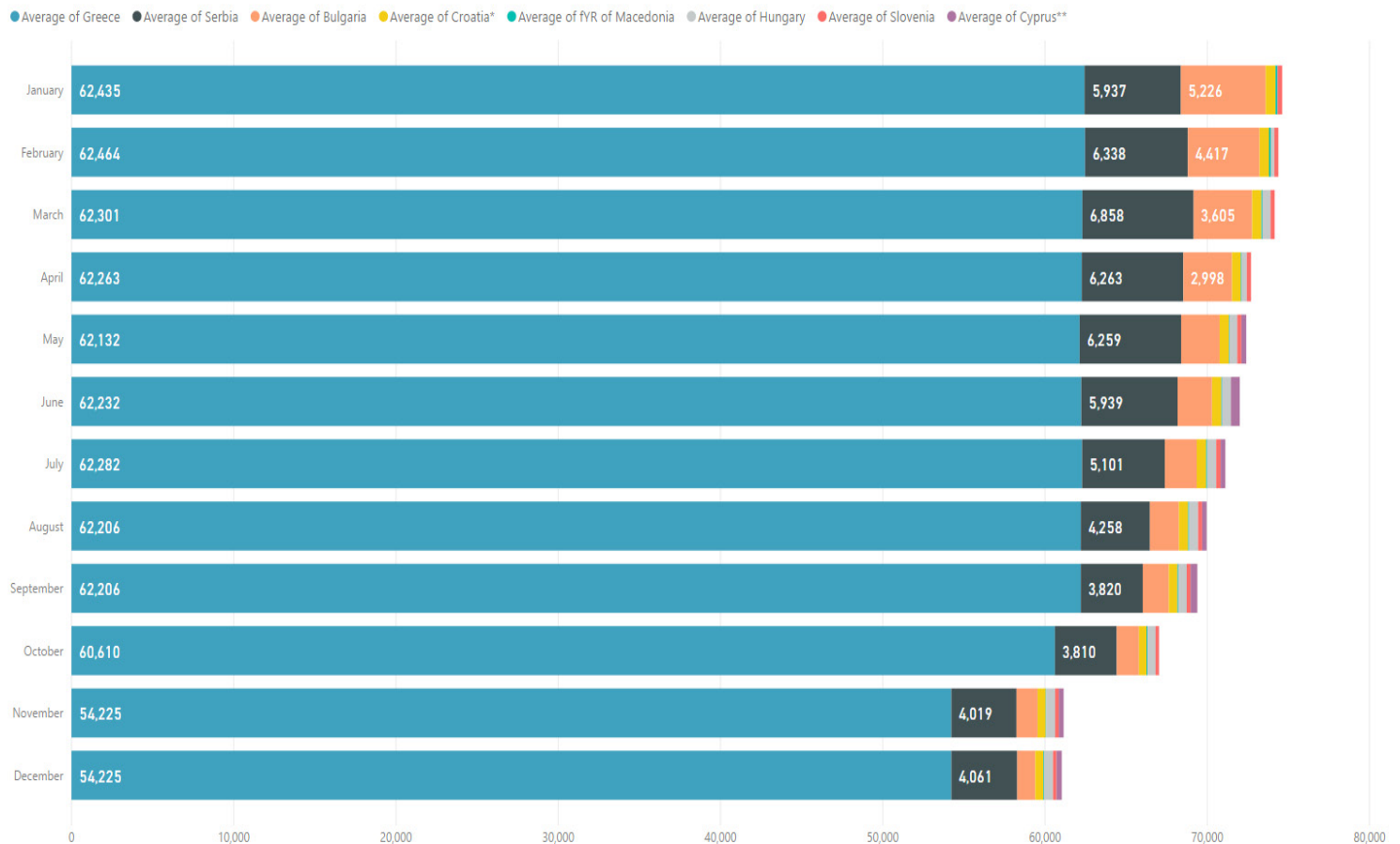
## Migrants presence

Approximately 61,000 migrants and asylum seekers were residing in different state or NGO run facilities across the Western Balkans and Greece at the end of 2017. This is a decrease compared to last December when more than 75,000 were accommodated in the premises for migrants, asylum seekers and refugees. As per table shown, the most significant decrease is noted for the Former Yugoslav Republic of Macedonia and Bulgaria, while other countries remained more or less on a same level of occupancy as reported last December.

Another 1,055 migrants and asylum seekers were accommodated in Romania (758) and Cyprus (297), countries which were not monitored in 2016, however, due to increase in arrivals, it has been added to the DTM flow monitoring system in 2017.

ACCOMMODATED MIGRANTS AND ASYLUM SEEKERS			
MARCH 2016 VS. DECEMBER 2016/2017			
Country	March 2016	December 2016	December 2017
Greece	42,688	62,784	54,225*
the former Yugoslav Republic of Macedonia	1,199	137	44
Serbia	1,706	5,994	4,200
Croatia*	231	620	508
Slovenia*	408	339	228
Hungary	/	460	552
Bulgaria	865	5,560	1,257
Cyprus*	/	/	297
Romania	/	/	758

\*Number of asylum seekers.



\*\*Figures for Cyprus first became available as of 31 May 2017.

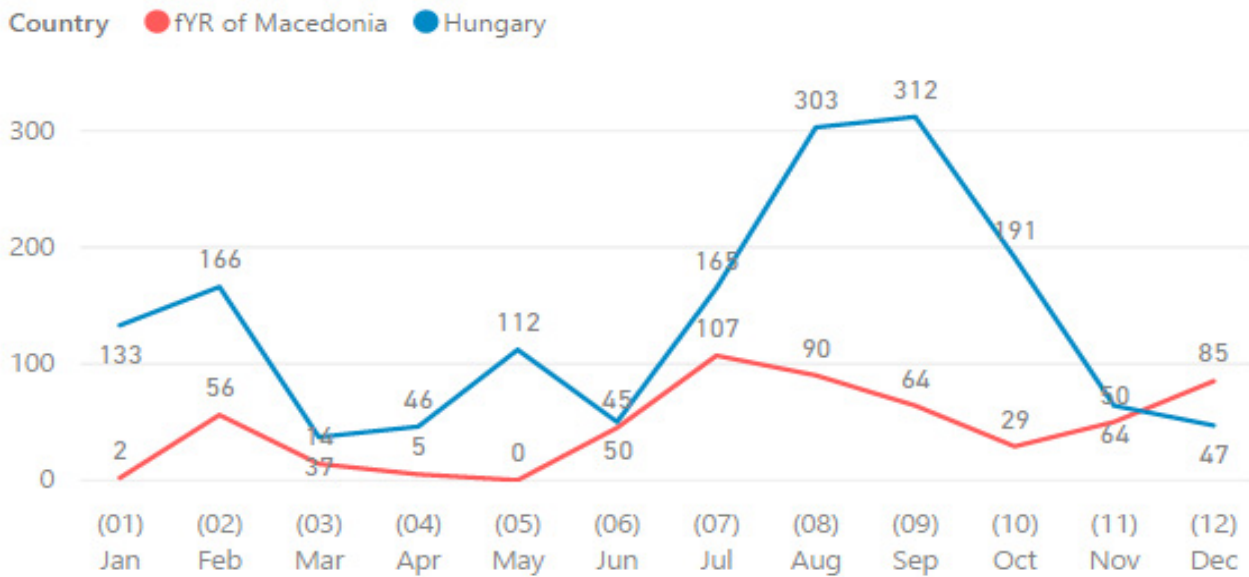


## Arrivals to Western Balkans

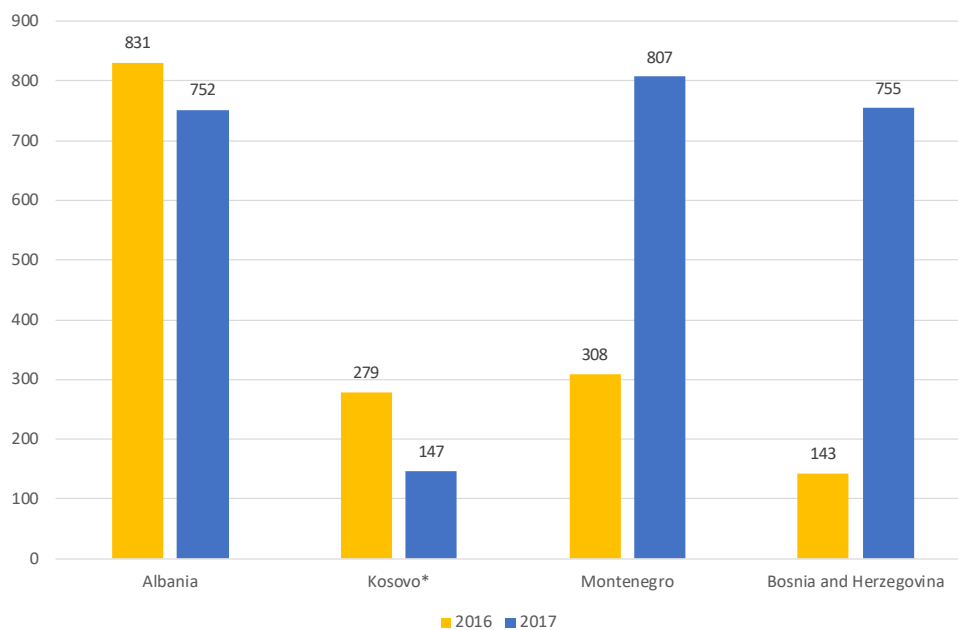
### Irregular entries to the former Yugoslav Republic of Macedonia and Hungary<sup>1</sup>

There were 1,626 irregular entries to Hungary reported in 2017. This counts for 92% decrease compared to year before when authorities apprehended 19,221 irregular migrants and especially compared to 2015 when 411,515 irregular entries were reported.

A total of 546 irregular migrants were intercepted in the Former Yugoslav Republic of Macedonia in 2017, a sharp decrease compared to 89,771 registered in 2016 (majority of the migrants - a total of 89,623 - were detected in the first quarter of 2016, prior to the closure of the Western Balkans route).



### Irregular Entries to Albania, Bosnia and Herzegovina, Kosovo \* and Montenegro



<sup>1</sup> Comparative monthly breakdown 2016 and 2017 can be found in the 2017 [Overview dataset](#). Data on irregular entries to Serbia were not available for this reporting period.

\*This designation is without prejudice to positions on status, and is in line with UNSCR 1244/1999 and the ICJ Opinion on the Kosovo declaration of independence.

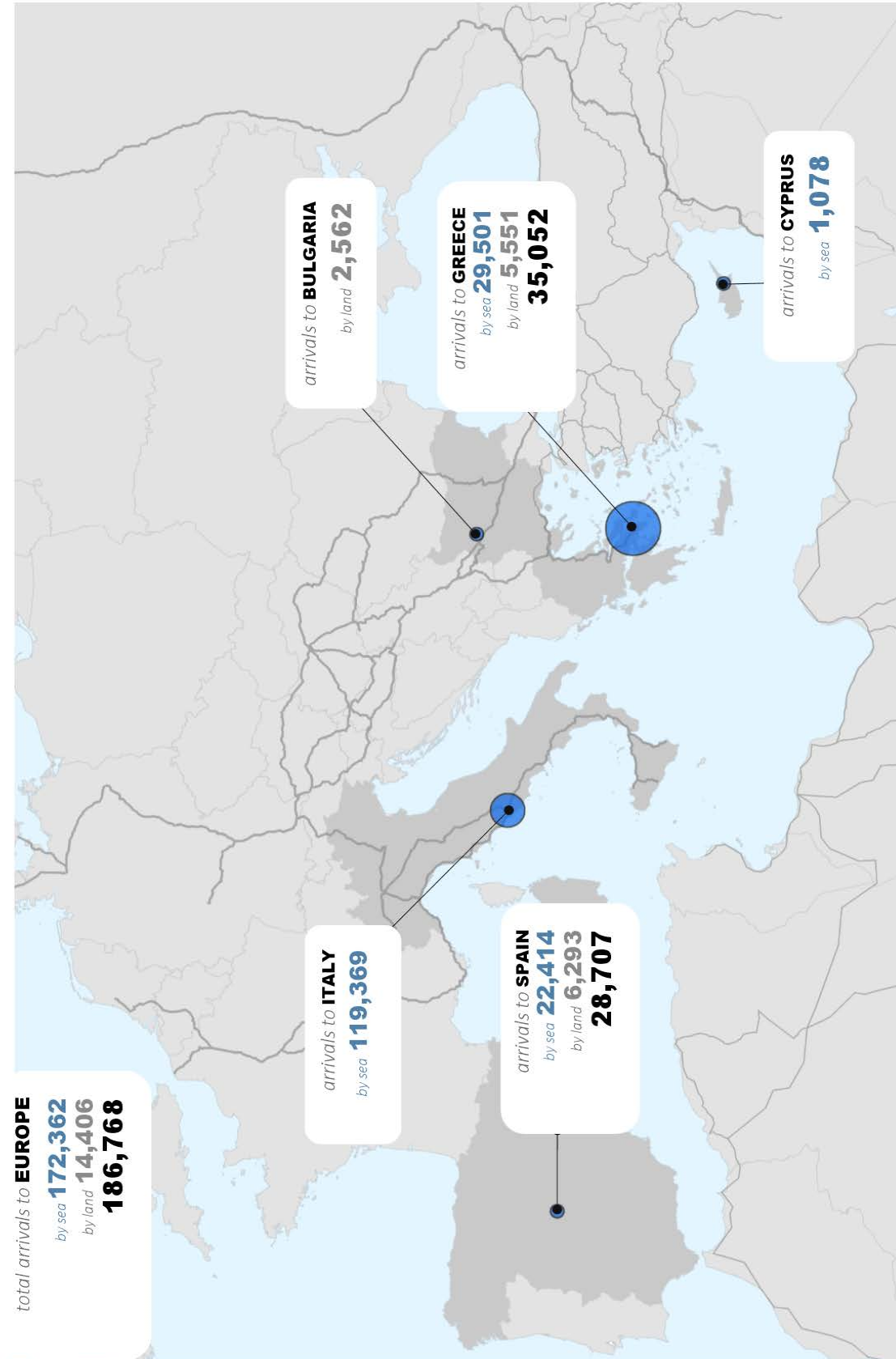
## Arrivals to Europe - Overview 2017



**Disclaimer:** Base Map Source: ESRI. This map is for illustration purposes only. Names and boundaries on this map do not imply official endorsement or acceptance by IOM.

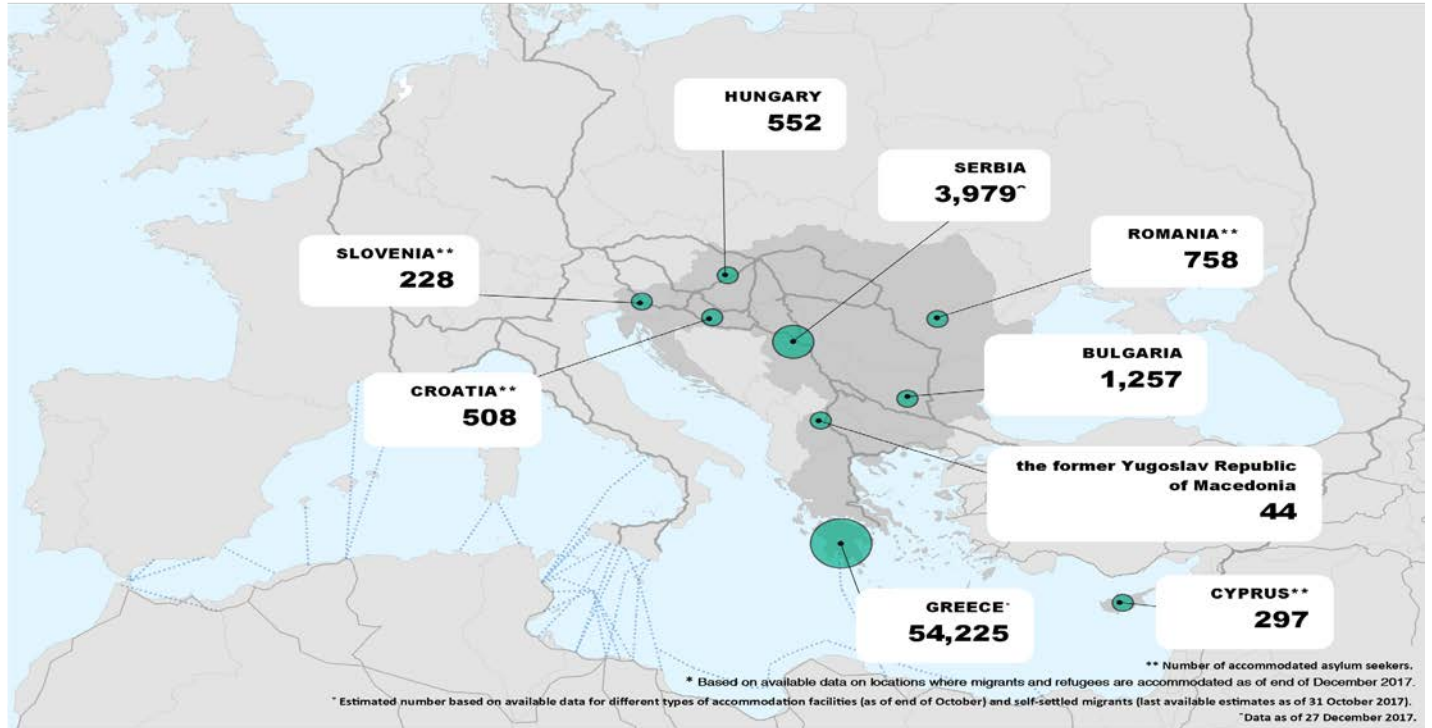
### OVERVIEW: MIGRANT FLOWS TO EUROPE

Registered and reported arrivals to Greece, Cyprus, Spain, Italy and Bulgaria 🌐 From 01 January 2017 to 31 December 2017



## Overview Maps

### Migrants presence in the Western Balkans, Romania and Greece at the end of 2017

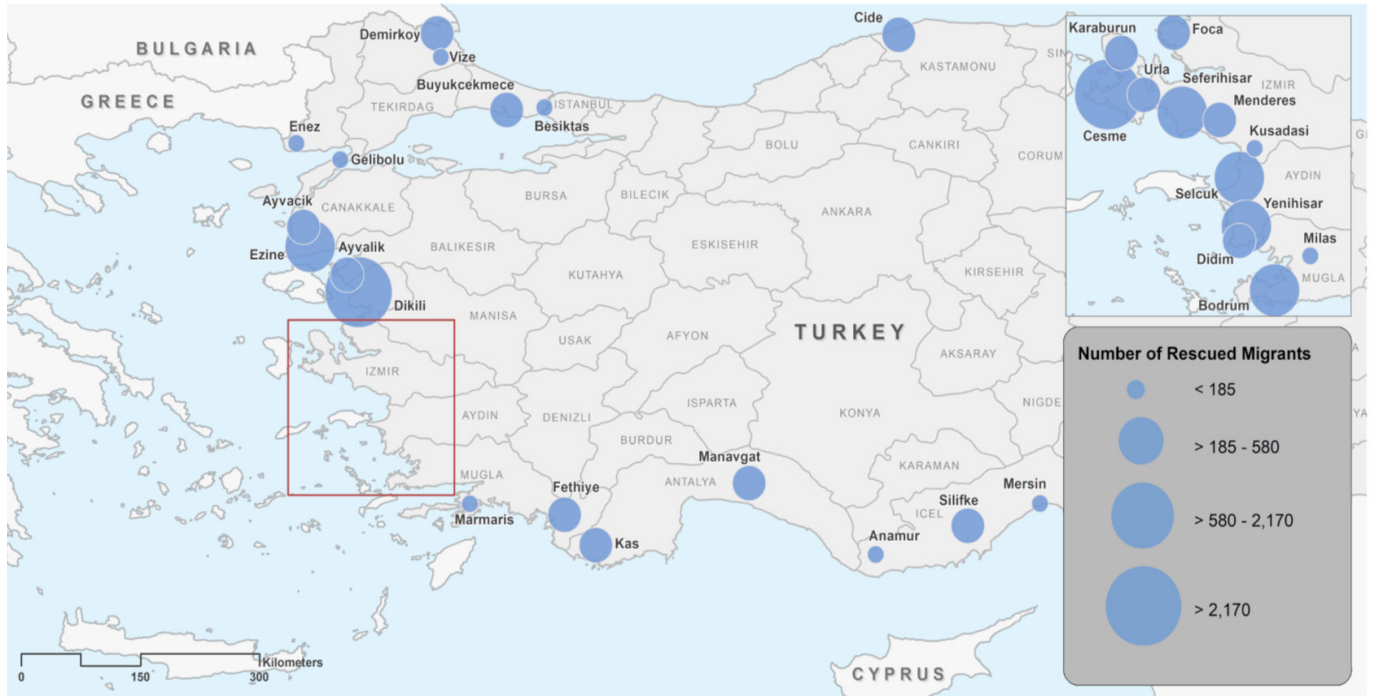


### Map with main origin countries registered arriving to Italy and Greece in 2017 with indicated main departure points and used transit routes

Nigeria, Guinea, Bangladesh and the Gambia were the main origin countries reported by migrants who arrived to Italy in 2017. Available nationality breakdown for Greece shows that Syrian, Iraqi, Afghan and Pakistani migrants were the main nationality groups registered during 2017 while Moroccan, Algerian, Guinean (Conakry) and Ivorian nationals represented the majority of the overall arrivals in 2017 to Spain. Flow Monitoring Data indicates that Libya, Tunis and Turkey were the main departure countries. Blue lines illustrate most frequently used transit routes.

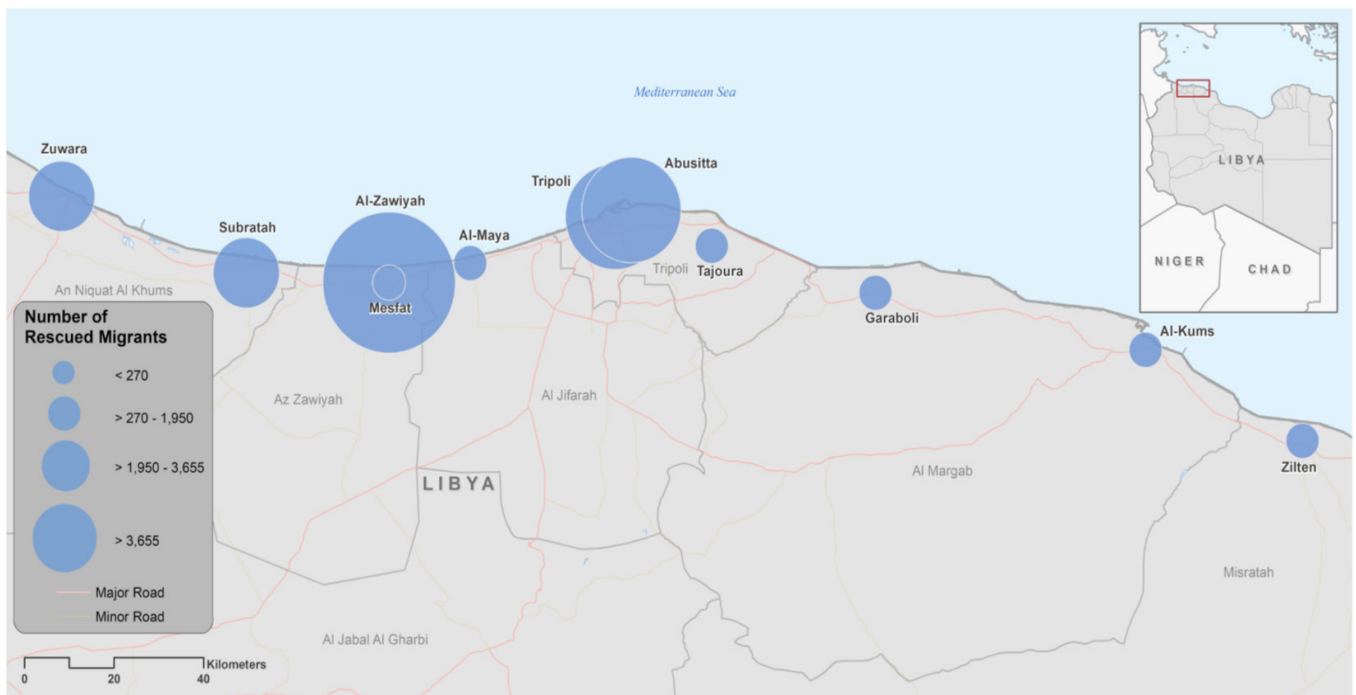


### Main exit points from Turkey to Greece identified in 2017



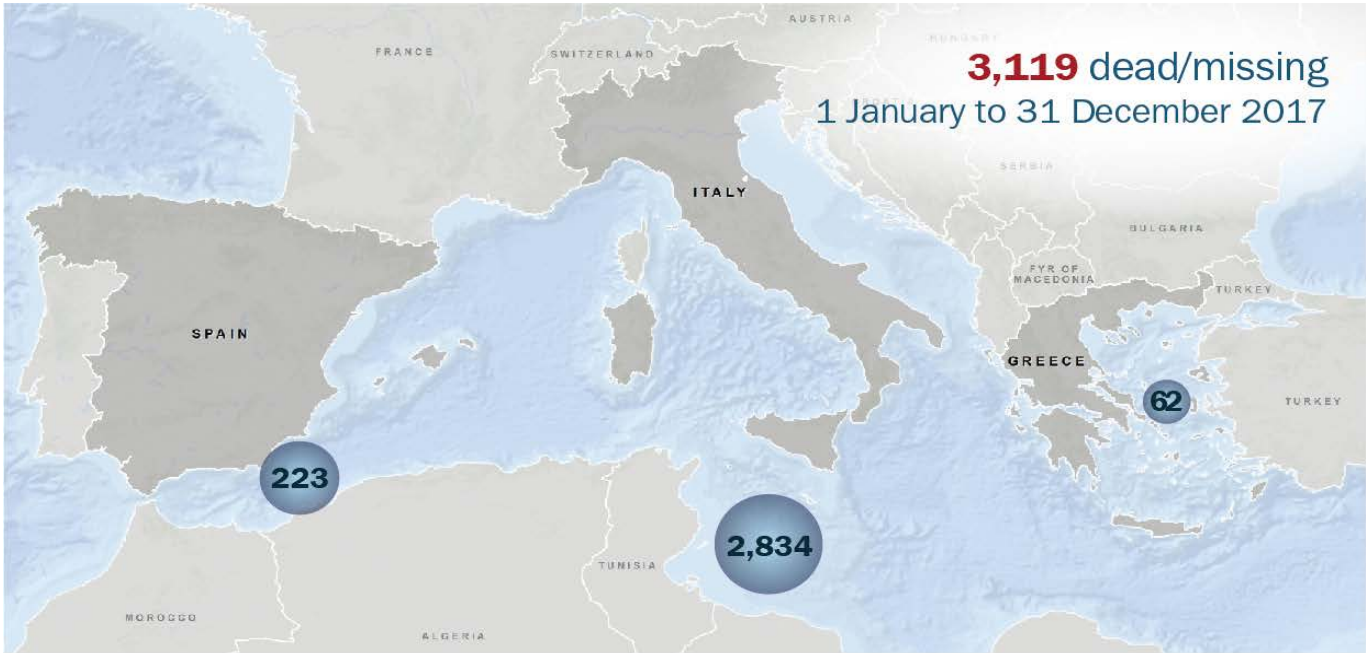
### Maritime incidents off the Libya coast (cumulative figures for 2017)

During 2017, Libyan Coast Guard rescued 19,775 migrants in 142 different search and rescue operations in the Mediterranean. Rescue teams identified 529 dead and missing migrants.

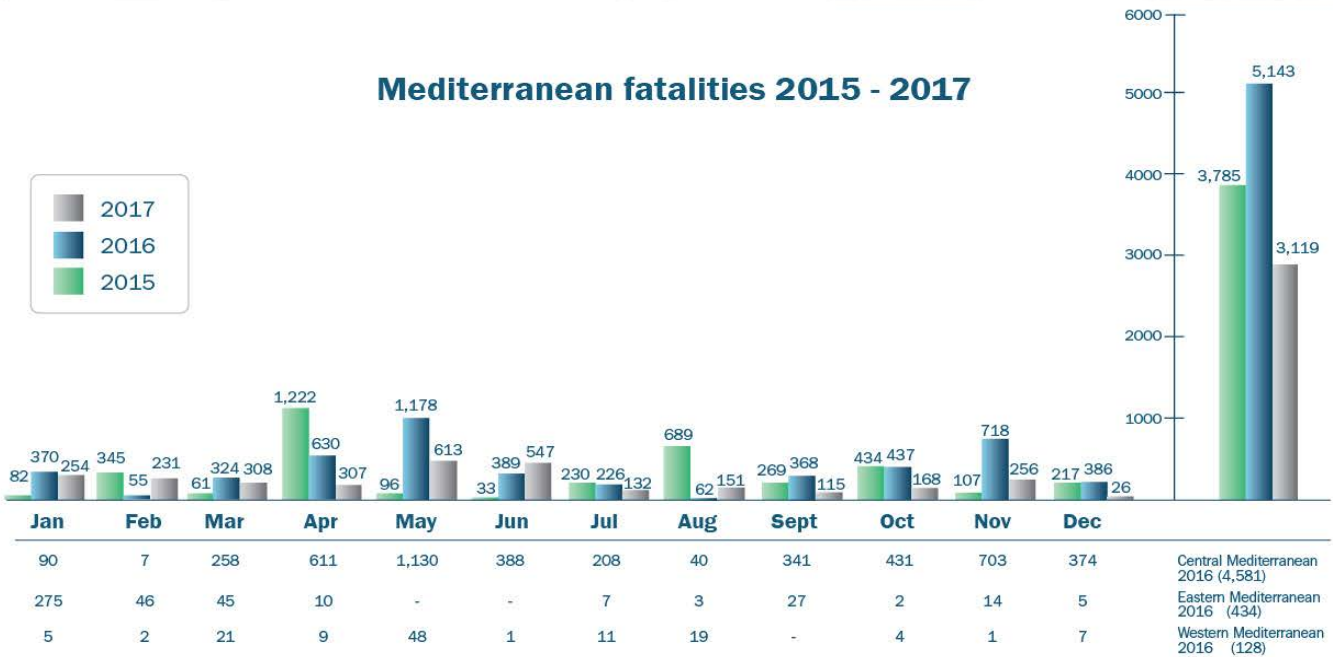




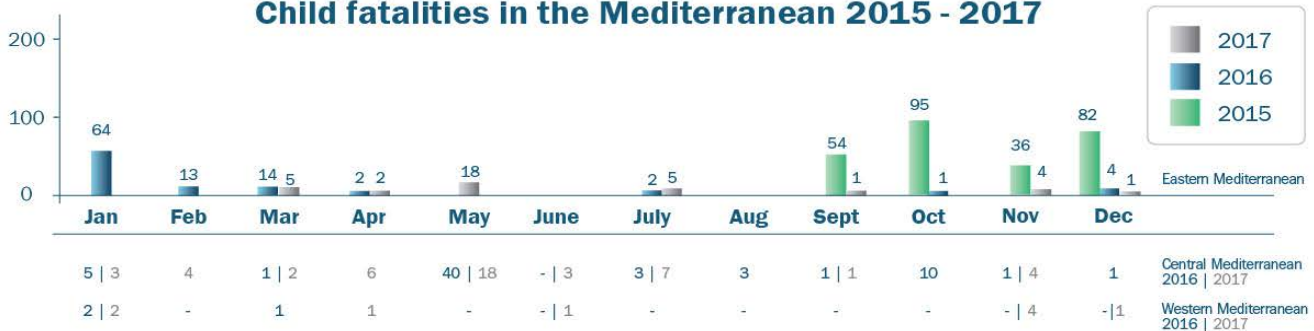
## Fatalities in the Mediterranean and Aegean Sea



### Mediterranean fatalities 2015 - 2017



### Child fatalities in the Mediterranean 2015 - 2017



\*Data for child fatalities data on the Central Mediterranean route is incomplete as most bodies are never recovered. The true number is not known. Map is for illustrative purpose. Boundaries and names used and designations shown do not imply official endorsement or acceptance by IOM.



## About this Report

IOM's Displacement Tracking Matrix (DTM) is a suite of tools and methodologies designed to track and analyse human mobility in different displacement contexts, in a continuous manner.

In order to gather and disseminate information about the migrant populations moving through the Mediterranean, up the Western Balkan Route and through the Northern Route into Europe, in September 2015 DTM established a Flow Monitoring System. The Flow Monitoring System includes monthly flows compilation report, which provides an overview of migration flows in countries of first arrival and other countries along the route in Europe, and analysis of trends across the affected region. The data on registered arrivals is collated by IOM through consultations with ministries of interior, coast guards, police forces, and other relevant national authorities.

## Flow Monitoring Surveys

The system also includes flow monitoring surveys to capture additional and more in-depth data on the people on the move, including age, sex, areas of origin, levels of education, key transit points on their route, motives, and intentions. This data has been captured by IOM field staff in Greece, the former Yugoslav Republic of Macedonia, Serbia, Hungary, Croatia, Italy, Bulgaria and Slovenia since October 2015. The analysis of data collected throughout 2016 is available on the [IOM portal for Mediterranean](#).

## The Latest Analysis

### Other Reports



**Flows Compilation Report - December 2017**

[Download here](#)



**2017 Arrivals to Europe - Dataset**

[Download here](#)

### DTM Global




**Annual DTM Survey Report - 2017**

[Download here](#)



**Check out the new Global DTM Website**



**Flow Monitoring Surveys and Human Trafficking and Other Exploitative Practices Indication Survey - 2017**

[Download here](#)

Information contained in this document has been received from a variety of sources including: national authorities, national and international organizations as well as media reports. Specific sources are not named in the report. The information collected has been triangulated through various sources in efforts to ensure accuracy of the content, and where information has not been confirmed, this has been noted in the report.

Data collection activities supported by: