

373 IDP HHs

59% increase in displacement from the previous week (235 HHs)

0 Returnee HHs

IOM Yemen DTM's Rapid Displacement Tracking (RDT) tool collects data on estimated numbers of households forced to flee on a daily basis from their locations of habitual residence or displacement, allowing for regular reporting of new displacements¹ in terms of estimated numbers, causes of displacement, geography and needs. It also tracks IDP returnees who returned to their location of habitual residence.

Between 26 March and 1 April 2023, IOM Yemen DTM tracked 373 households (3,238 individuals)² who experienced displacement at least once.

Natural disaster in the form of heavy rains and floods were the main reason for displacement accounting for 85 per cent (316 HHs) of the total, followed by displacement due to the ongoing conflict (14%; 52 HHs), and economic reasons related to conflict (1%; 5 HHs).

From 1 January to 1 April 2023, IOM Yemen DTM tracked 2,470 households (HH)³ (14,820 Individuals) who experienced displacement at least once.

Governorate of Displacement	IDP HHs Displaced during the week 26 Mar to 1 Apr 2023	Total ⁴ IDP HHs from 1 Jan to 1 Apr 2023
Shabwah	294	370
Ma'rib	43	939
Ta'iz	35	301
Al Hodeidah	1	248
Ad Dali	0	30
Hadramawt	0	20
Al Maharah	0	8
Abyan	0	219
Lahj	0	335
Aden	0	0
Al Bayda	0	0
Al Jawf	0	0
Socotra	0	0
TOTAL	373	2,470

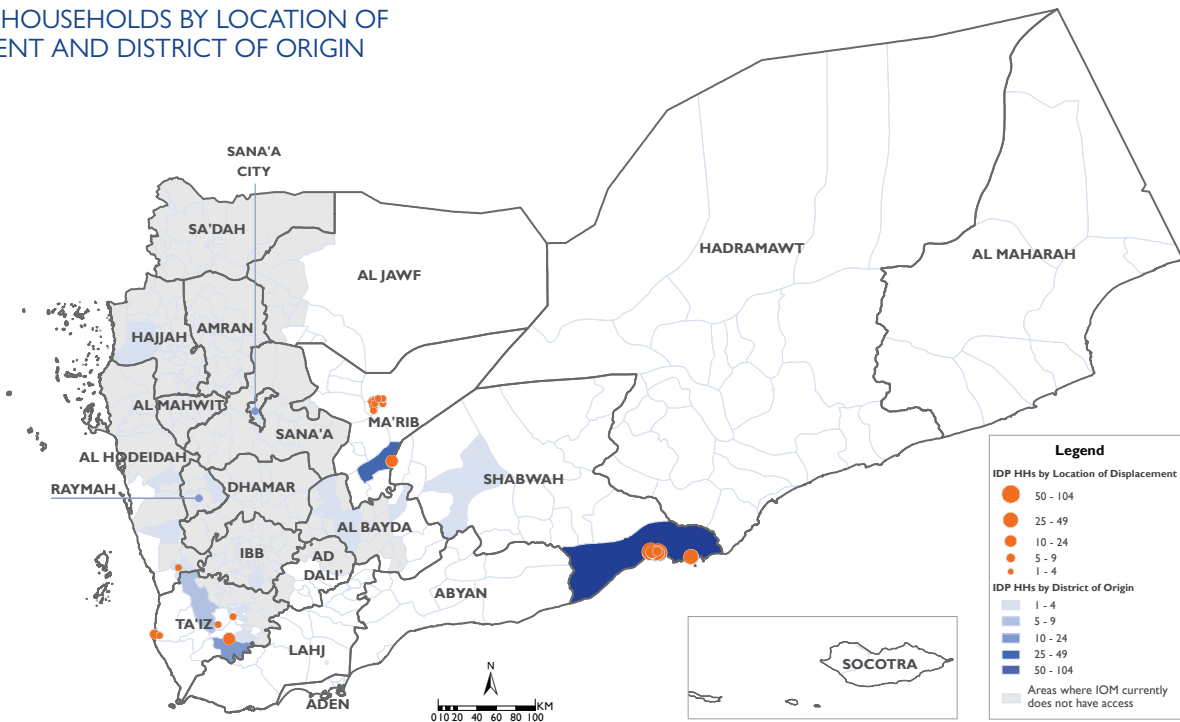
4. New arrivals recorded by IOM DTM within the reporting period. This does not necessarily represent the exact total increase of HHs due to an unknown number of instances of multiple displacements and/or return.

1. Displacement in Yemen refers to the 13 governorates where IOM DTM's team has access, namely: Abyan, Ad Dali', Aden, Al Bayda, Al Hodeidah, Al Jawf, Al Maharah, Hadramawt, Lahj, Ma'rib, Shabwah, Socotra, Ta'iz.

2. IOM DTM estimates that one household represents six individuals.

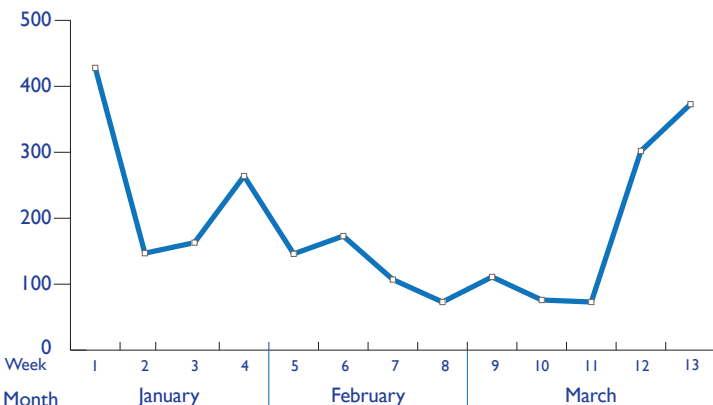
3. Please note that further additions to previous reporting periods can be reflected in cumulative totals without being individually addressed in narrative reports.

DISPLACED HOUSEHOLDS BY LOCATION OF DISPLACEMENT AND DISTRICT OF ORIGIN



Disclaimer: This map is for illustration purposes only. Names and boundaries on this map do not imply official endorsement or acceptance by IOM.

NUMBER OF IDP HHs DISPLACED PER WEEK



MAIN NEEDS OF IDP HHs DURING THE REPORTING PERIOD



SHABWAH GOVERNORATE FLOODS

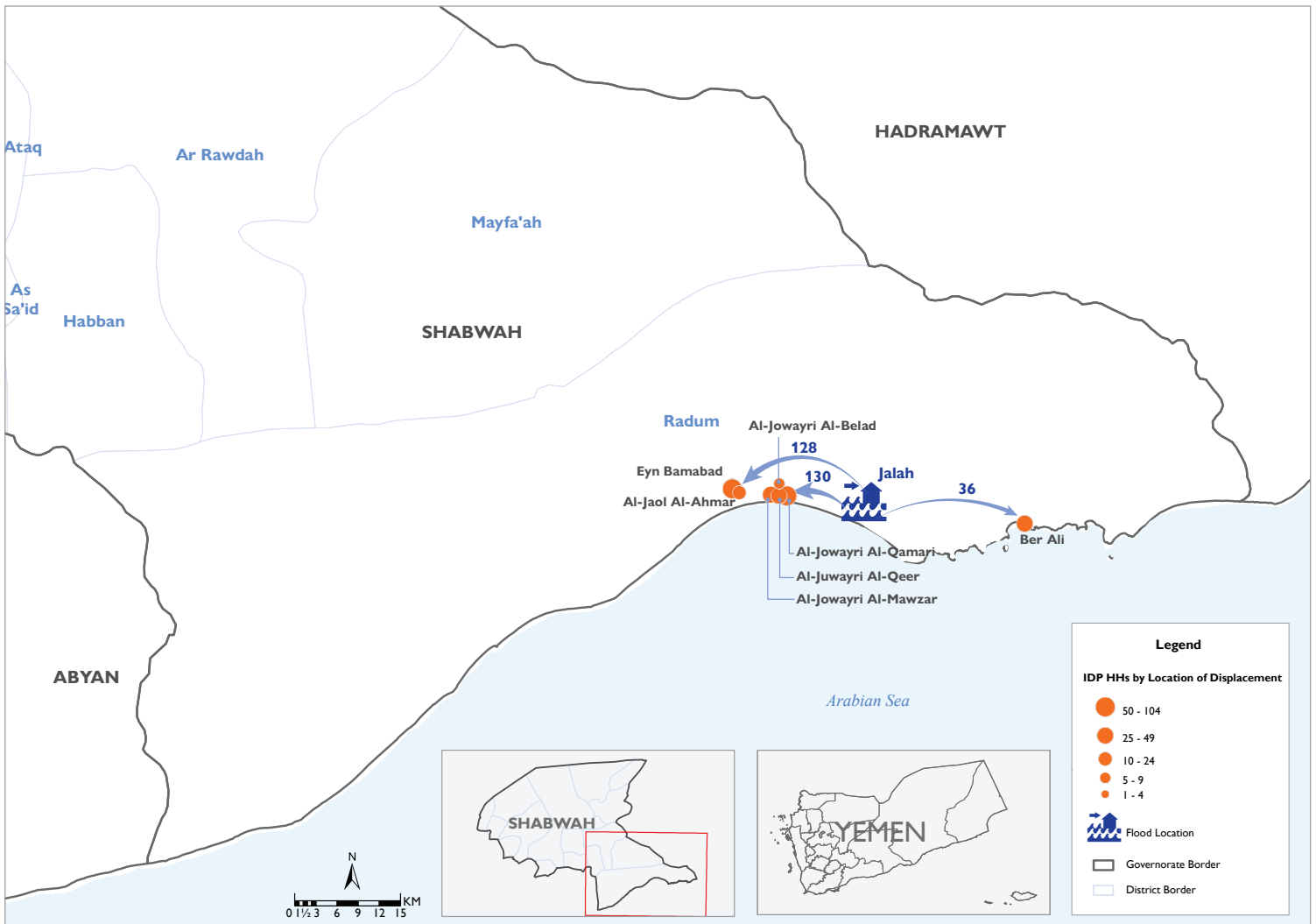
Displaced Population:

294 IDP HHs | 1,764 Individuals

On the evening of 29 March 2023, Jalah in Radum district of Shabwah governorate was subjected to heavy rains causing heavy flooding. While the extent of the material damage is reportedly considerable, there have been no reports of deaths or injuries. In total, 294 families had to flee their homes to neighboring areas.

IOM found that 30 houses were completely destroyed and 35 houses partially damaged rendering these uninhabitable. At the time of assessment on 31 March 2023, the rains had not yet ceased to flood the area.

Governorate	District	Location	Total IDP HHs
Shabwah	Radum	Al-Jaol Al-Ahmar	24
Shabwah	Radum	Al-Jowayri Al-Belad	6
Shabwah	Radum	Al-Jowayri Al-Mawzar	38
Shabwah	Radum	Al-Jowayri Al-Qamari	61
Shabwah	Radum	Al-Juwayri Al-Qeer	25
Shabwah	Radum	Ber Ali	36
Shabwah	Radum	Eyn Bamabad	104
Grand Total			294



Disclaimer: This map is for illustration purposes only. Names and boundaries on this map do not imply official endorsement or acceptance by IOM.