

Geographic Data

Vil. Tract / Town : Ah Ngu
Village/Ward : Pyin Taw Che

P-Code

MMR012CMP014

GPS Coordinates

Latitude : 20.037655
Longitude : 93.370038

Total Number of IDPs

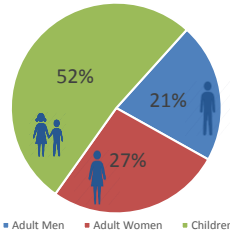
2868

Total Number of Households

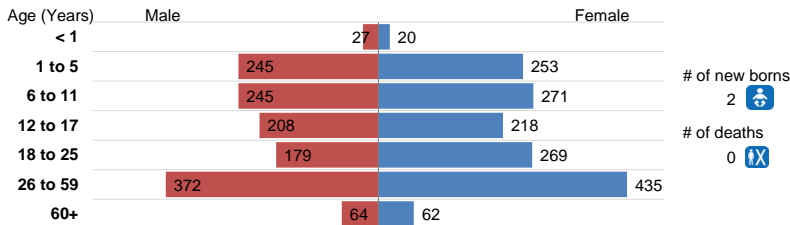
712

Camp Management /
Focal Point Agency

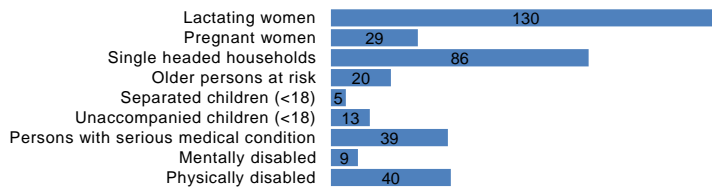
RI



Population in the camp, by Age & Gender



Population in the camp, by vulnerability



Camp Coordination & Camp Management (CCCM)

- # coordination meetings conducted with CMCs: 1
- Mass Info Campaign held by: WASH, GBV
- # meetings with service providers: 1

Community Mobilization

Community Based Group	# of meetings held
Women Committee	1
camp management committee	1

Water, Sanitation & Hygiene (WaSH)

- Likelihood of water shortage in the camp: Yes
- Water distribution should begin in (month): March of every year

Hand pumps and latrines

Type	Functional	Non - Functional	Repaired
# Hand pumps for drinking water	No Info	No Info	No Info
# Hand pumps for NON-drinking water	No Info	No Info	No Info
# latrines	182	15	0

Desludging of latrines

# Desludged	0	# requiring desludging	98
-------------	---	------------------------	----

Garbage disposal (camp level)

- Waste Disposal System Present: Yes
- Incinerator: No

HEALTH

- Health facility Present: Yes
- # NGO Clinics: 1
- # Govt Clinics: 0

Awareness Sessions	Conducted	Most Prevalent Illnesses
Reproductive Health	No	1st Most Prevalent: acute respiratory tract...
Pre-natal care	Yes	2nd Most Prevalent: gastritis
Hygiene Promotion (WaSH)	No	3rd Most Prevalent: chronic...
Child Health	No	
GBV	Yes	

- IDPs access to nearby health facility: No
- Health facility in camp: Treatment center
- # of days opened: 22

SHELTER

- # of shelter units (rooms): 712
- # of informal / makeshift shelters: 2
- # of shelters leaning, collapsed or in danger of collapse: 0
- Date of the last Shelter Cluster Assessment: 30-Nov-16

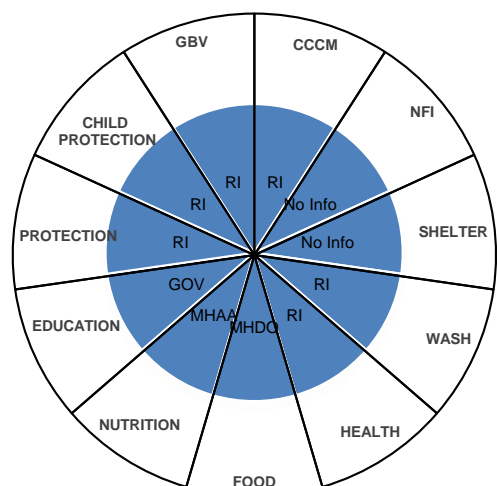
Community Structures Requiring Repairs

# Temporary Learning Space	No Info	# Youth & Adol Centers	0
# Vocational Centers	0	# Women & Girls Centers	0
# Child Friendly Spaces	1	# Health Facilities	0
# Community buildings	0	# Modular Houses	0
# Cyclone Proof Shelters	No Info	# Private Women Spaces	0
Number of lightings at latrines			
# Functional	0	# Non-Functional	0

NFI Non-Food Items (NFIs)

- # of HHs receiving WaSH consumables (soap, towel): 712
- # of HHs receiving Sanitary Kits / Dignity Kits: 712

Service Delivery Actors in the Camp



Geographic Data

Vil. Tract / Town : Pein Hne Chaung
Village/Ward : Kyauk Pyin Seik

P-Code

MMR012CMP016

GPS Coordinates

Latitude : 20.108102
Longitude : 92.985095

Total Number of IDPs

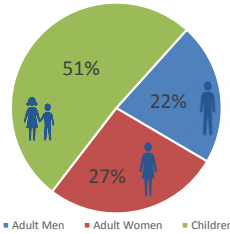
3980

Total Number of Households

1158

Camp Management / Focal Point Agency

LWF



Population in the camp, by Age & Gender

Age (Years)	Male	Female	
< 1	0	0	
1 to 5*	346	413	# of new borns 16
6 to 11	452	382	
12 to 17	249	197	# of deaths 2
18 to 25	310	492	
26 to 59	488	529	
60+	69	53	

Population in the camp, by vulnerability

Lactating women	181
Pregnant women	154
Single headed households	18
Older persons at risk	121
Separated children (<18)	0
Unaccompanied children (<18)	0
Persons with serious medical condition	2
Mentally disabled	18
Physically disabled	23



Camp Coordination & Camp Management (CCCM)

- # coordination meetings conducted with CMCs: 2
- Mass Info Campaign held by: WASH
- # meetings with service providers: 3

Community Mobilization

Community Based Group	# of meetings held
Youth Development Group	2
Women Development Group	2
CMC	4
Child Development Group	1

Water, Sanitation & Hygiene (WaSH)

- Likelihood of water shortage in the camp: No
- Water distribution should begin in (month): No Information

Hand pumps and latrines

Type	Functional	Non - Functional	Repaired
# Hand pumps for drinking water	No Info	No Info	No Info
# Hand pumps for NON-drinking water	No Info	No Info	No Info
# latrines	128	19	0

Desludging of latrines

# Deslugged	75	# requiring desludging	72
-------------	----	------------------------	----

Garbage disposal (camp level)

- Waste Disposal System Present: No
- Incinerator: No

HEALTH

- Health facility Present: Yes
- # NGO Clinics: 2
- # Govt Clinics: 0

Awareness Sessions	Conducted	Most Prevalent Illnesses
Reproductive Health	No	1st Most Prevalent: Diarrhoea
Pre-natal care	Yes	2nd Most Prevalent: Malaria
Hygiene Promotion (WaSH)	Yes	3rd Most Prevalent: Cough
Child Health	Yes	
GBV	No	

- IDPs access to nearby health facility: Yes
- Health facility in camp: MSF/MHAA
- # of days opened: 8

SHELTER

- # of shelter units (rooms): 776
- # of informal / makeshift shelters: 852
- # of shelters leaning, collapsed or in danger of collapse: 50
- Date of the last Shelter Cluster Assessment: 29-Nov-16

Community Structures Requiring Repairs

# Temporary Learning Space	4	# Youth & Adol Centers	No Info
# Vocational Centers	No Info	# Women & Girls Centers	No Info
# Child Friendly Spaces	0	# Health Facilities	No Info
# Community buildings	6	# Modular Houses	No Info
# Cyclone Proof Shelters	No Info	# Private Women Spaces	No Info

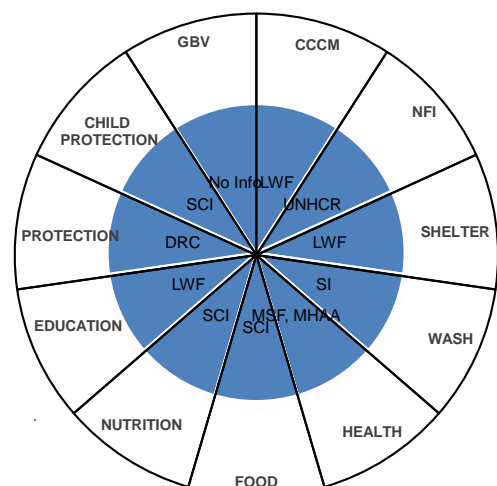
Number of lightings at latrines

# Functional	0	# Non-Functional	0
--------------	---	------------------	---

NFI Non-Food Items (NFIs)

- # of HHs receiving WaSH consumables (soap, towel): 0
- # of HHs receiving Sanitary Kits / Dignity Kits: 0

Service Delivery Actors in the Camp



SITE PROFILE Baw Du Pha 1 Camp

Township: Sittwe (Rakhine, MYANMAR)

Reporting Month
November-2016

Geographic Data

Vil. Tract / Town : Khaung Doke Kar
Village/Ward : Baw Du Hpa

P-Code

MMR012CMP113

GPS Coordinates

Latitude : 20.179417
Longitude : 92.813028

Total Number of IDPs

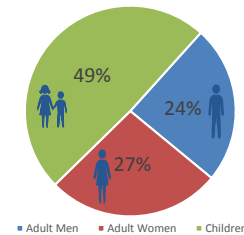
4851

Total Number of Households

1010

Camp Management /
Focal Point Agency

DRC



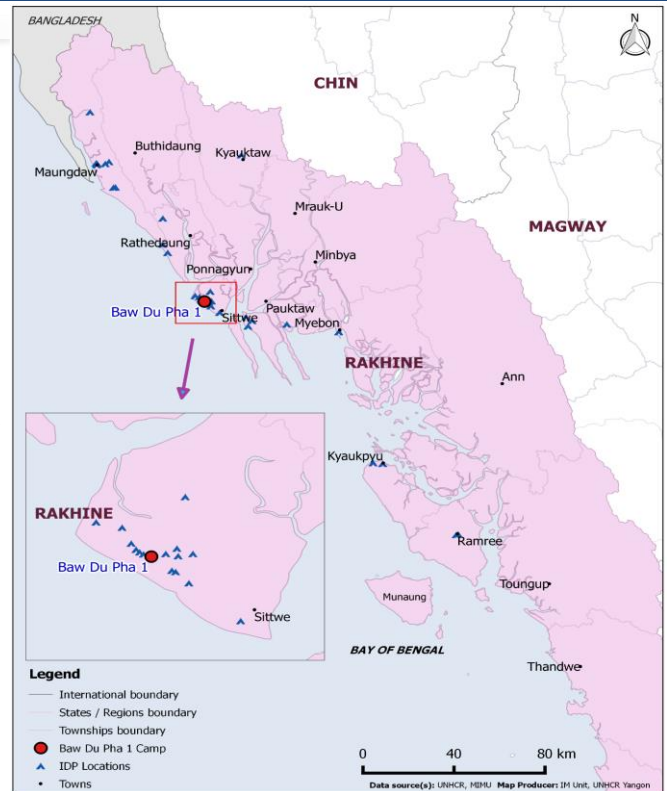
Population in the camp, by Age & Gender

Age (Years)	Male	Female
< 1	0	0
1 to 5*	395	419
6 to 11	457	387
12 to 17	360	359
18 to 25	418	513
26 to 59	686	704
60+	75	78

of new borns 14
of deaths 2

Population in the camp, by vulnerability

Lactating women	14
Pregnant women	0
Single headed households	125
Older persons at risk	15
Separated children (<18)	0
Unaccompanied children (<18)	12
Persons with serious medical condition	40
Mentally disabled	0
Physically disabled	28



Camp Coordination & Camp Management (CCCM)

- # coordination meetings conducted with CMCs 1 Mass Info Campaign held by: WASH, NUTRITION
- # meetings with service providers 1

Community Mobilization

Community Based Group	# of meetings held
Men's Sports Club	3
Camp Women's Association	1

Water, Sanitation & Hygiene (WaSH)

- Likelihood of water shortage in the camp No
- Water distribution should begin in (month) No Information

Hand pumps and latrines

Type	Functional	Non - Functional	Repaired
# Hand pumps for drinking water	46	10	10
# Hand pumps for NON-drinking water	No Info	No Info	No Info
# latrines	28	211	No Info

Desludging of latrines

# Deslugged	No Info	# requiring desludging	No Info
-------------	---------	------------------------	---------

Garbage disposal (camp level)

- Waste Disposal System Present Yes Incenerator Yes

HEALTH

- Health facility Present Yes # NGO Clinics 2 # Govt Clinics 0

Awareness Sessions	Conducted	Most Prevalent Illnesses
Reproductive Health	Yes	1st Most Prevalent ARI
Pre-natal care	Yes	2nd Most Prevalent Diarrhea
Hygiene Promotion (WaSH)	Yes	3rd Most Prevalent Hypertension
Child Health	Yes	
GBV	No	

- IDPs access to nearby health facility Yes Health facility in camp Mercy Malaysia # of days opened 7

SHELTER

- # of shelter units (rooms) 1016 # of informal / makeshift shelters 3
- # of shelters leaning, collapsed or in danger of collapse 0 Date of the last Shelter Cluster Assessment 30-Mar-16

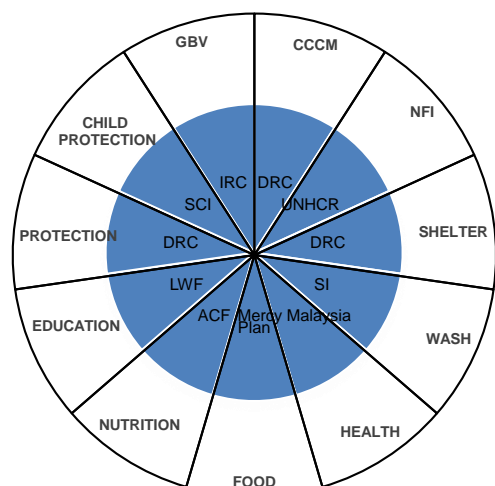
Community Structures Requiring Repairs

# Temporary Learning Space	3	# Youth & Adol Centers	1
# Vocational Centers	No Info	# Women & Girls Centers	No Info
# Child Friendly Spaces	1	# Health Facilities	2
# Community buildings	1	# Modular Houses	3
# Cyclone Proof Shelters	No Info	# Private Women Spaces	No Info
Number of lightings at latrines			
# Functional	9	# Non-Functional	3

NFI Non-Food Items (NFIs)

- # of HHs receiving WaSH consumables (soap, towel) 1010 # of HHs receiving Sanitary Kits / Dignity Kits 1010

Service Delivery Actors in the Camp



SITE PROFILE Thet Kae Pyin Camp

Township: Sittwe (Rakhine, MYANMAR)

Reporting Month
November-2016

Geographic Data

Vil. Tract / Town : Bu May
Village/Ward : Kha War De Ywar Haung

P-Code

MMR012CMP048

GPS Coordinates

Latitude : 20.17994
Longitude : 92.831879

Total Number of IDPs

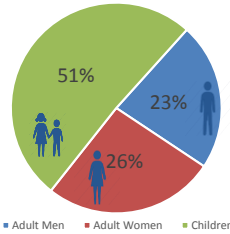
5674

Total Number of Households

973

Camp Management /
Focal Point Agency

NRC



Population in the camp, by Age & Gender

Age (Years)	Male	Female	
< 1	0	0	
1 to 5*	514	527	# of new borns 3
6 to 11	522	477	
12 to 17	429	426	# of deaths 2
18 to 25	445	634	
26 to 59	714	726	
60+	127	133	

Population in the camp, by vulnerability

Lactating women	204
Pregnant women	82
Single headed households	44
Older persons at risk	195
Separated children (<18)	26
Unaccompanied children (<18)	0
Persons with serious medical condition	294
Mentally disabled	0
Physically disabled	55



Camp Coordination & Camp Management (CCCM)

# coordination meetings conducted with CMCs	11	Mass Info Campaign held by:
# meetings with service providers	5	WASH, FOOD, NUTRITION

Community Mobilization

Community Based Group	# of meetings held
Youth Committee	1
WASH Committee	4
Shelter Committee	3
Religious Committee	3
CMC	5

Water, Sanitation & Hygiene (WaSH)

Likelihood of water shortage in the camp	No
Water distribution should begin in (month)	No Information

Hand pumps and latrines

Type	Functional	Non - Functional	Repaired
# Hand pumps for drinking water	35	9	4
# Hand pumps for NON-drinking water	49	29	3
# latrines	205	97	0

Desludging of latrines

# Desludged	10	# requiring desludging	36
-------------	----	------------------------	----

Garbage disposal (camp level)

Waste Disposal System Present	No	Incinerator	Yes
-------------------------------	----	-------------	-----

HEALTH

Health facility Present	Yes	# NGO Clinics	1	# Govt Clinics	2
-------------------------	-----	---------------	---	----------------	---

Awareness Sessions	Conducted	Most Prevalent Illnesses
Reproductive Health	No	1st Most Prevalent: Malnutrition/TB
Pre-natal care	Yes	2nd Most Prevalent: Diarrhea/Skin diseases
Hygiene Promotion (WaSH)	Yes	3rd Most Prevalent: Dengue
Child Health	Yes	
GBV	Yes	

IDPs access to nearby health facility	Yes	Health facility in camp	# of days opened
		MOH	2
		MHAA	2
		ACF	5

SHELTER

# of shelter units (rooms)	1000	# of informal / makeshift shelters	15
# of shelters leaning, collapsed or in danger of collapse	51	Date of the last Shelter Cluster Assessment	29-Nov-16

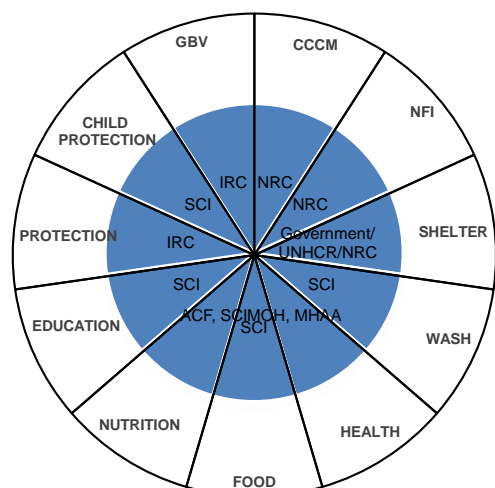
Community Structures Requiring Repairs

# Temporary Learning Space	2	# Youth & Adol Centers	0
# Vocational Centers	0	# Women & Girls Centers	0
# Child Friendly Spaces	0	# Health Facilities	0
# Community buildings	0	# Modular Houses	3
# Cyclone Proof Shelters	No Info	# Private Women Spaces	0
Number of lightings at latrines			
# Functional	300	# Non-Functional	54

NFI Non-Food Items (NFIs)

# of HHs receiving WaSH consumables (soap, towel)	1000	# of HHs receiving Sanitary Kits / Dignity Kits	1000
---	------	---	------

Service Delivery Actors in the Camp



* - This includes infants under 1 year of age.

For more information, contact [Parveen Mann](mailto:Parveen.Mann@unhcr.org) National Cluster Information Management Officer (mannp@unhcr.org) or [Edward Benson](mailto:Edward.Benson@unhcr.org) National Shelter/NFI/CCCM Cluster Coordinator (benson@unhcr.org).