



MIGRANTS IN SUDAN

**PILOT STUDY ON MIGRANTS' MOTIVATIONS, INTENTIONS
AND DECISION-MAKING IN KHARTOUM**



International Organization for Migration (IOM)

The UN Migration Agency

The findings, interpretations and conclusions expressed herein do not necessarily reflect the views of IOM or its Member States. The designations employed and the presentation of material throughout the work do not imply the expression of any opinion whatsoever on the part of IOM concerning the legal status of any country, territory, city or area, or of its authorities, or concerning its frontiers or boundaries, or about the legal status of the individuals participating in this study.

IOM is committed to the principle that humane and orderly migration benefits migrants and society. As an international organization, IOM acts with its partners in the international community to: assist in meeting the operational challenges of migration; advance understanding of migration issues; encourage social and economic development through migration; and uphold the human dignity and well-being of migrants.

Publisher: International Organization for Migration
Manshia, Block G, House No. 1/38
Khartoum
Sudan
Telephone: +249 156 554 600/1/2
Fax: +249 156 554 605

Migrants in Sudan: Pilot study on Migrants' Motivations, Intentions and Decision-Making in Khartoum

© 2017 International Organization for Migration (IOM)

All rights reserved. No part of this publication may be reproduced, stored in a retrieval system, or transmitted in any form or by any means, electronic, mechanical, photocopying, recording, or otherwise without the prior written permission of the publisher.

Photograph on the cover by Asfand Waqar.

This study was funded by the Government of the United Kingdom.

Migrants in Sudan

Pilot Study on Migrants' Motivations, Intentions and Decision-Making in Khartoum



International Organization for Migration (IOM)

The UN Migration Agency

[This page intentionally left blank]

Acknowledgments

This research would not have been possible without the commitment of various individuals from the Government of Sudan, North Africa Mixed Migration Hub (MHub), IOM, and the funding from the Government of the United Kingdom.

I would like to express my appreciation to Asfand Waqar for the design and analysis of the survey and writing of this research report, to the survey team for carrying out the surveys and interviews, and to the 308 migrants in Khartoum who shared their migration experiences with the research team.

A number of IOM and MHub colleagues are thanked for their various roles in the planning and execution of this project, including but not limited to Ali Adam, Osama Alkhalifa, Pooja Bhalla, Tara Brian, Tatjana Cerovina, Sarah Craggs, Hisham Elawad, Dalia Elroubi, Suzan Elwakeel, Andrew Gray, Salih Idress, Veera Jansa, Amanuel Mehari, Audrey Metcalf, Khobib Mohamed, Isaac Msukwa, Chissey Mueller, Omer Osman, Correne Omole, Sabatina Rossignoli, Emily Siu, Steve Thorpe and Letizia Tirone.

I would also like to express my gratitude to Lt. General Bashir Ahmed who supported the team on the project but passed away before the research report was finalized.

Khartoum, 22 February 2017



Mario Lito Malanca

Chief of Mission
International Organization for Migration
Sudan

[This page intentionally left blank]

Contents

Acknowledgments.....	3
List of Acronyms.....	6
List of Tables	7
List of Figures	7
Executive Summary.....	9
1. Introduction	12
Literature Review.....	13
2. Methodology.....	17
3. Who are the Migrants?.....	22
4. Towards Sudan.....	32
Motivations for Migration to Sudan	33
Intentions Before Migration to Sudan	54
Chapter Conclusions: Towards Sudan.....	59
5. In Sudan	61
Motivations After Living in Khartoum.....	61
Intentions After Living in Khartoum.....	75
Chapter Conclusions: In Sudan	78
6. Onwards from Sudan	80
Intentions for Onward Migration.....	80
Motivations for Onward Migration.....	82
Intended Destinations.....	85
Intentions of Return to the Country of Origin	88
Chapter Conclusions: Onwards from Sudan	91
7. Routes	93
8. Other Aspects of Decision Making.....	101
9. Conclusions and Recommendations	106
Recommendations	109
References	112
Annex A	115
Annex B	123
Annex C	125

List of Acronyms

EU	European Union
GCC	Gulf Cooperation Council
IDPs	Internally displaced persons
IOM	International Organization for Migration
UN	United Nations
UN DESA	United Nations Department of Economic and Social Affairs
UNHCR	United Nations High Commissioner for Refugees
UN OCHA	United Nations Office for the Coordination of Humanitarian Affairs

List of Tables

TABLE 1.1 STUDIES AND REPORTS LOOKING AT SUDANESE MIGRANTS.	15
TABLE 1.2 STUDY LOOKING AT INTERNATIONAL MIGRANTS IN SUDAN.	16
TABLE 3.1 ETHNIC / TRIBAL IDENTITIES OF MIGRANTS (TOP 5 COUNTRIES OF ORIGIN).	26
TABLE 3.2 SUMMARY DEMOGRAPHIC PROFILE OF MIGRANTS IN KHARTOUM.	31
TABLE 4.1 CROSS TABULATION OF ASYLUM AND REFUGEE STATUS.	42
TABLE 5.1 SUMMARY OF DATA ON ACCOMMODATION COSTS IN KHARTOUM.	71

List of Figures

FIGURE 3.1 COUNTRY OF ORIGIN.	22
FIGURE 3.2 TOP 5 COUNTRIES OF ORIGIN.	23
FIGURE 3.3 RESPONDENTS AGE.	24
FIGURE 3.4 GENDER.	25
FIGURE 3.5 RELIGION: TOP 5 COUNTRIES OF ORIGIN.	25
FIGURE 3.6 PLACE OF BIRTH; TYPES: CITY, TOWN OR VILLAGE.	27
FIGURE 3.7 LAST PLACE OF RESIDENCE IN THE COUNTRY OF ORIGIN; TYPE: CITY, TOWN, OR VILLAGE.	28
FIGURE 3.8 MARITAL STATUS.	29
FIGURE 3.9 NUMBER OF CHILDREN.	29
FIGURE 3.10 STUDENTS AMONGST RESPONDENTS.	30
FIGURE 3.11 HIGHEST EDUCATION LEVELS ACHIEVED.	30
FIGURE 3.12 COMPARISON OF HIGHEST EDUCATION LEVELS ACHIEVED FOR TOP 5 COO.	31
FIGURE 4.1 REASONS FOR LEAVING COUNTRY OF ORIGIN.	34
FIGURE 4.2 EMPLOYMENT STATUS IN THE COUNTRY OF ORIGIN.	36
FIGURE 4.3 COMPARISON OF RESPONSES TO PROMPT ON JOBS.	37
FIGURE 4.4 MIGRANT STUDENTS IN KHARTOUM.	38
FIGURE 4.5 COMPARISON OF TOP FIVE REASONS FOR LEAVING ERITREA / ETHIOPIA.	39
FIGURE 4.6 COMPARISON OF RESPONSES TO PROMPTS ON FREEDOM OF EXPRESSION AND MOVEMENT.	40
FIGURE 4.7 ASYLUM SEEKERS.	41
FIGURE 4.8 REFUGEE STATUS.	41
FIGURE 4.9 ASYLUM SEEKERS AMONGST TOP 5 COUNTRIES OF ORIGIN.	43
FIGURE 4.10 REFUGEE STATUS TOP 5 COUNTRIES OF ORIGIN.	43
FIGURE 4.11 COMPARISON OF RESPONSES TO SAFETY, SECURITY, AND FREEDOM REASONS.	45
FIGURE 4.12 COMPARISON OF RESPONSES TO FINANCIAL AND ECONOMIC REASONS.	46
FIGURE 4.13 COMPARISON OF RESPONSES TO PROMPT ON CONFLICT BETWEEN TOP 5 COUNTRIES OF ORIGIN.	48
FIGURE 4.14 COMPARISON OF RESPONSES TO PROMPT ON FORCED MILITARY OR CIVIL SERVICE.	49
FIGURE 4.15 COMPARISON OF RESPONSES TO PROMPT ON ARBITRARY ARREST AND DETENTION.	50
FIGURE 4.16 COMPARISON OF RESPONSES TO PROMPT ON JOBS/WORK.	50
FIGURE 4.17 COMPARISON OF STUDENTS AMONGST RESPONDENTS FROM TOP 5 COUNTRIES OF ORIGIN.	51
FIGURE 4.18 COMPARISON OF RESPONSES TO PROMPT ON NOT EARNING ENOUGH TO SUPPORT FAMILY.	52
FIGURE 4.19 COMPARISON OF RESPONSES TO PROMPT ON STUDYING ABROAD.	53
FIGURE 4.20 INTENTIONS AND DECISION MAKING AT THE TIME OF LEAVING THE COUNTRY OF ORIGIN.	54
FIGURE 4.21 COMPARISON OF RESPONSES TO PROMPT ON SUDAN AS AN INTENDED DESTINATION.	55
FIGURE 4.22 COMPARISON OF RESPONSES TO THE PROMPT ON SUDAN AS THE FIRST POSSIBLE COUNTRY.	56
FIGURE 4.23 COMPARISON OF RESPONSES TO THE PROMPT ON INTENTION OF MIGRATING ELSEWHERE.	58

FIGURE 5.1 RESPONSES TO THE PROMPTS ON STATUS OF MOTIVATIONS AFTER MIGRATION TO SUDAN.	62
FIGURE 5.2 COMPARISON OF RESPONSES TO THE PROMPT ON FEELING OF SAFETY AFTER MIGRATING.	63
FIGURE 5.3 COMPARISON OF RESPONSES TO PROMPTS ON FEELING OF SAFETY... ..	64
FIGURE 5.4 COMPARISON OF RESPONSES TO PROMPTS ON FEELING OF SAFETY... ..	65
FIGURE 5.5 COMPARISON OF RESPONSES TO PROMPTS ON FINANCIAL AND ECONOMIC REASONS... ..	66
FIGURE 5.6 EMPLOYMENT STATUS IN KHARTOUM, SUDAN.	67
FIGURE 5.7 TRENDS OF CHANGE IN EMPLOYMENT STATUS BEFORE AND AFTER MIGRATION.	68
FIGURE 5.8 COMPARISON OF FREQUENCIES OF PAYMENTS RECEIVED FOR WORK.	69
FIGURE 5.9 CONTRACT FOR JOBS IN KHARTOUM.	70
FIGURE 5.10 COMPARISON OF RESPONSES TO PROMPTS ON JOB SATISFACTION.	70
FIGURE 5.11 ACCOMMODATION TYPES IN KHARTOUM.	71
FIGURE 5.12 SHARED ACCOMMODATIONS: WHO DO MIGRANTS LIVE WITH IN KHARTOUM?	73
FIGURE 5.14 COMPARISON BETWEEN TOP 5 COUNTRIES OF ORIGIN: AFTER MIGRATION, I FEEL MORE FREE... ..	73
FIGURE 5.15 COMPARISON BETWEEN TOP 5 COUNTRIES OF ORIGIN: AFTER MIGRATION, I EARN ENOUGH.....	74
FIGURE 5.16 COMPARISON BETWEEN TOP 5 COUNTRIES OF ORIGIN: AFTER MIGRATION, I AM MORE SATISFIED..	74
FIGURE 5.17 COMPARISON BETWEEN TOP 5 COUNTRIES OF ORIGIN: AFTER MIGRATION, I WANT TO MIGRATE... ..	75
FIGURE 5.18 COMPARISON OF INTENTIONS OF LIVING IN SUDAN OR ONWARD MIGRATION... ..	76
FIGURE 5.19 DO MIGRANTS HAVE SPECIFIC PLANS FOR ONWARD MIGRATION?	77
FIGURE 5.20 REASONS FOR STAYING IN KHARTOUM, DESPITE HAVING SPECIFIC PLANS... ..	77
FIGURE 6.1 ONWARD MIGRATION INTENTIONS.	81
FIGURE 6.2 COMPARISON OF INTENTIONS OF ONWARD MIGRATION BEFORE AND AFTER MIGRATION.....	81
FIGURE 6.3 REASONS MOTIVATING POTENTIAL ONWARD MIGRATION FROM SUDAN.	82
FIGURE 6.4 COMPARISON OF RESPONSES TO THE PROMPT ON JOB OPPORTUNITIES... ..	83
FIGURE 6.5 COMPARISON OF RESPONSES TO THE PROMPT ON ACCESS TO HEALTH CARE... ..	83
FIGURE 6.6 COMPARISON OF RESPONSES TO THE PROMPT ON SAFETY... ..	84
FIGURE 6.7 TOP 3 REGIONS WHERE NIGERIANS WANT TO MIGRATE TO... ..	86
FIGURE 6.8 TOP 20 DESTINATION COUNTRIES... ..	87
FIGURE 6.9 INTENTIONS OF RETURN.	88
FIGURE 6.10 COMPARISON OF RESPONSES TO THE PROMPT ON IMPOSSIBILITY OF RETURN.....	89
FIGURE 6.11 COMPARISON OF RESPONSES TO THE PROMPT ON RETURN WHEN REASONS ARE RESOLVED... ..	90
FIGURE 7.1 MIGRATION ROUTES MAP SHOWING ROUTES TO AND ONWARDS FROM SUDAN.	94
FIGURE 7.2 TOP 20 COUNTRIES PERCEIVED TO BE EASY TO FORMALLY MIGRATE TO.	95
FIGURE 7.3 TOP 20 COUNTRIES PERCEIVED TO BE EASY TO INFORMALLY MIGRATE TO.	96
FIGURE 7.4 LIBYA AS A TRANSIT COUNTRY ALONG ONWARD MIGRATION ROUTE.....	97
FIGURE 7.5 EGYPT AS A TRANSIT COUNTRY ALONG ONWARD MIGRATION ROUTE.	98
FIGURE 7.6 RESPONDENTS’ OPINION ABOUT USE OF MIGRANT SMUGGLERS FOR ONWARD MIGRATION.	99
FIGURE 7.7 RESPONDENTS’ OPINION ON OTHER MIGRANTS’ IRREGULAR MIGRATION... ..	100
FIGURE 8.1 RESPONDENTS WHOSE RELATIVES OR FRIENDS HAVE ALREADY MIGRATED.....	102
FIGURE 8.2 TOP 20 COUNTRIES WHERE RESPONDENTS’ RELATIVES AND FRIENDS LIVE.	102
FIGURE 8.3 DID YOUR RELATIVES OR FRIENDS ... PLAY A ROLE IN YOUR DECISION TO MIGRATE?	103
FIGURE 8.4 HOW DID YOUR RELATIVES OR FRIENDS... INFLUENCE YOUR MIGRATION DECISION?.....	104
FIGURE 8.5 “MIGRATION CRISIS” SPOT CHECK.	104
FIGURE 8.6 MIGRATION INFORMATION EXCHANGE.....	105
FIGURE 8.7 HOW IS MIGRATION RELATED INFORMATION GATHERED?.....	105

Executive Summary

The years 2014 and 2015 saw a rapid rise in the number of migrants arriving in Europe across Mediterranean, braving perilous journeys across seas and deserts which also resulted in unprecedented numbers of deaths. Similar trends were observed for 2016 while this study was being conducted with an aim of understanding the migration dynamics through Sudan. For 2017 while the number of migrants crossing Eastern Mediterranean route is expected to remain low, since EU-Turkey Statement of 18 March 2016, the increase in number of migrants using Central Mediterranean route is not expected to change. This pilot study was carried out in light of these migration flow dynamics, to fill in the persistent information gaps obstructing a clear understanding of migration along the Central Mediterranean route.

This pilot study identifies several trends related to migration towards and through Sudan, an important country at intersection between countries in East and Horn of Africa and Libya, along the Central Mediterranean route. The study explores motivations and intentions of international migrants in Sudan, from the perspectives of migration towards Sudan, life in Sudan after migration and onward migration from Sudan, to understand migration related decision making. It also covers migration routes, information exchange and the possibility of return.

The study was carried out, as an exploratory research, using mixed methods approach. It covered 308 migrants consisting of 291 migrants who participated in the survey and 17 migrants who were interviewed. The surveys and interviews were conducted in the cities of Khartoum and Khartoum North during March 2016. This constitutes the largest study of international migrants in Sudan to date, and is a fivefold increase in terms of coverage over the number of migrants covered in the existing literature.

The geographic scope of migration to Sudan was found to be wide, as the study captured data and opinions of migrants in Sudan from a total of seventeen different countries of origin. The top 5 countries of origin were Eritrea (35% of the respondents), Ethiopia (15% of the respondents), Nigeria (15% of the respondents), Somalia (13% of the respondents) and Syria (5% of the respondents). The remaining 17 per cent of the respondents were from twelve other countries of origin including Burkina Faso, Congo, Kenya, Uganda and Yemen amongst others. The median age of respondents was 26 years, and 70 per cent of the respondents were 18 to 30 years old. A majority of migrants participating in the survey were male, whereas females represented a third of the sample captured. Depicting an urban aspect of migration, about 75 per cent of the respondents identified cities and towns as their place of birth and last residence in their country of origin. Nearly 60 per cent of the respondents had education levels of high school or above.

In terms of motivations, financial and economic factors emerged as the most prevalent drivers of migration. More than half of the respondents identified lack of jobs and earning opportunities as reasons for leaving their country of origin. Considering financial and economic motivations, life in Khartoum after migration did not represent an improvement in earning opportunities or job prospects for respondents. Only 39 per cent of the respondents were employed in Khartoum at the time of the survey. Whereas, 62 per cent of the respondents expressed that they were not earning enough to meet their basic needs, and

50 per cent expressed overall dissatisfaction with their life in Sudan in comparison to life before migration. When asked about motivations for onward migration it was thus not surprising that a large majority (77%) of the respondents agreed that they wanted to migrate onwards from Sudan for better job opportunities.

Safety, security and freedom related reasons emerged as the second most prevalent drivers of migration. Fear of arbitrary arrests and detainment was identified by 41 per cent of the respondents, whereas 38 per cent of the respondents identified forced military or civil service, as reasons for leaving their country of origin. A threat to safety due to conflict was identified by 34 per cent of the respondents, whereas, a threat to safety due to beliefs (religious or political) was identified by 27 per cent. In the context of life in Khartoum 50 per cent of the respondents expressed that after migrating to Khartoum they felt safe. Similarly, 42 per cent of the respondents expressed that they felt more free in Sudan than in their country of origin. Yet a majority of the respondents (65%) still identified a desire to feel safer as a factor in their motivation for onward migration.

In the context of mixed migration, the statistical fact that emerges in this study is that financial and economic factors also matter to those migrating primarily because of safety, security and freedom related concerns. This was also evident from the trends observed in a comparative analysis of responses from respondents who reported to have a refugee status and those without. One of the trends observed was that a larger proportion of respondents with refugee status identified with financial and economic motivations for migration in comparison to those without a refugee status. Furthermore, the study also generated evidence confirming that a number of asylum seekers and refugees (prima facie basis) opt to either not apply for status determination or not register with the relevant authorities.

Two other factors playing a significant role in motivation for migration as identified by a large proportion of respondents were a desire to study abroad and a desire to gain access to better healthcare. A desire to study abroad was identified by 53 per cent of the respondents as a reason for leaving their country of origin, whereas 46 per cent indicated that they migrated to access better healthcare. In the context of life in Khartoum, 29 per cent of the respondents were enrolled and studying, whereas 33 per cent reported that they had access to better healthcare. In light of this, it wasn't surprisingly that these factors emerged again as motivations for onward migration from Sudan, as 44 per cent expressed that they wanted to migrate onwards from Sudan to study. Similarly, 65 per cent identified that they wanted to migrate onwards to access better healthcare. Both of these motivations for migration can be directly addressed by programming targeted migrant assistance that facilitates education and access to healthcare.

In terms of migration intentions, 55 per cent of respondents expressed that they had no intention of living in Sudan even at the time of leaving their country of origin for migration to Sudan. Similarly, 63 per cent of the respondents indicated they had only come to Sudan as it was the first country they could migrate to. Furthermore, 70 per cent expressed that even when leaving their country of origin, to come to Sudan, they had wanted to go to another country, confirming the status of Sudan as a transit country. Respondents indicated that circumstances of life in Khartoum increased their resolve to migrate onwards, as 79 per cent of the respondents agreed that they wanted to migrate to another country after living in Sudan. In contrast, 76 per cent of the respondents expressed that they will return to their country of origin if and when the reasons they left for were resolved.

The study also identified two relatively less known routes connecting Nigeria to Sudan, by road, via Chad, and the air connection between Syria and Sudan. Other interesting trends on routes taken to

reach Sudan showed that all respondents whose country of origin was Ethiopia had passed through border towns using vehicles, whereas respondents from Eritrea had all crossed international borders on foot, at various points far from border posts or check-points.

In terms of identifying onward migration destinations from Sudan, a majority of migrants chose Canada, United States of America, and the United Kingdom, in a wish-list question, as countries they would like to migrate to. However, analysis of other trends observed in this study indicated that onward migration from Sudan is not merely driven by a desire to migrate and the intentions to do so, but also by the availability of options in terms of means. This was evident in the trend obtained by inquiring respondents about countries perceived easy to informally (irregularly or illegally) migrate to. The list of top five countries perceived easy to informally migrate to were all situated along the Central Mediterranean route, with Libya at first place, followed by Sudan, Egypt, Italy, and Ethiopia with Germany at sixth place. Separately, in responses to a question on onward migration routes from Sudan, 62 per cent of the respondents agreed that most people who want to migrate further from Sudan first go to Libya. Furthermore, 47 per cent of the respondents indicated the role of migrant smugglers in facilitating irregular migration from Sudan. In addition to these findings from the survey, interviews revealed that migrants are aware of the potential risks of onward irregular migration.

The report also presents brief research and programmatic recommendations. These include recommendations to scale-up migration research in Sudan to cover larger samples and broadening of future studies' scope by covering diverse geographic areas and wider demography. While this pilot study was carried out with an exploratory aim, further research and studies to follow should be designed to be more representative of the targeted population groups.

From a migrant assistance and migration management and development programming perspective, the short-term recommendation is to design new and enhance the existing migrant assistance programs aimed at provision of improved access to healthcare and education. In the medium to long term it is strongly recommended that any international development programming in Sudan should be carried out with a migration perspective in sight and must involve migration specific components. However, further migration-development context specific research is also required to help understand which specific development programs will result in a migration dynamic that benefits both migrants and Sudan.

This pilot study has successfully established various baselines and generated improved evidence surrounding several aspects of international migration in and through Sudan for which previously only anecdotal evidence was available. Sudan is a transit country along several migration routes for migrants originating from a wide list of countries, but specifically for migrants originating from East and Horn of Africa. While a myriad of reasons and a complex mix of factors motivate migration towards and onwards from Sudan, and in the region in general, the most widely prevalent factors are related to migrants' financial and economic circumstances. As of now, while much discussed in the media world over, these factors are also the least addressed from a migration perspective. In light of the explicit inclusion of migration in the Sustainable Development Goals via a focus on well-managed migration policies¹, and the current high level declarations, meetings, and summits², it is expected that this study's findings will be useful in developing informed migration management programming and policy decisions in Sudan.

¹ <http://unofficeny.iom.int/2030-agenda-sustainable-development>

² <http://www.consilium.europa.eu/en/press/press-releases/2017/01/03-malta-declaration/>

I. Introduction

Republic of the Sudan is the third largest country in Africa, situated in Northern Africa, it shares land borders with Egypt to its north, Eritrea and Ethiopia to its east, Chad to its west, Libya to its northwest, Central African Republic to its southwest, and South Sudan to its south. It lies along historical and contemporary migration routes from West and East Africa towards North Africa and onwards to Europe or the Gulf Countries. Sudan presents a complex and diverse migration profile as a source, transit and destination country at the center of these migration routes, and is host to several migrant populations.

As a host to 297,168 South Sudanese refugees and 140,626 refugees of other nationalities, with 3.1 million IDPs, and numerous international migrants for whom reliable and comprehensive statistics are not available, Sudan presents a complex picture of people on move (UN OCHA, 2016, 2017). There is a growing recognition among governmental agencies and other entities involved in migration related issues in Sudan of the importance of gathering migration related information. Though the availability of quantitative information on migration flows to and from Sudan is limited, in light of IOM's Mediterranean Update and considering the geographical locations of the countries of origin highly represented, it can be assumed that a considerable proportion of migrants who arrive at the Italian shores of the Mediterranean transit through Sudan (IOM 2016).

This pilot study contributes towards an improved evidence base for migration-related policies, programming and interventions. Based on 291 surveys and 17 semi-structured interviews conducted with international migrants in Khartoum, the study provides an overview of trends in terms of migrants' motivations, intentions and migration decision making, including preferences of destinations for onward migration. The report also includes comparative quantitative trends for respondents from top five countries of origin within the sample, covering: Eritrea, Ethiopia, Nigeria, Somalia and Syria. Differences and similarities observed in responses from migrants who self-identify as refugees with responses from other migrants are analyzed and presented to elucidate trends. This report also identifies topics and avenues for further research, as part of the brief recommendations presented in the last chapter.

In the context of migration in, through and out of Sudan some of the big questions revolve around motivations and intentions that lead migrants to migrate, and how these motivations and intentions contribute to migrants' decision making processes. This pilot study explores migrants' motivations and intentions that lead them to migrate to Sudan in the first place, by asking migrant respondents in Khartoum about why they left their country of origin. Subsequently it looks at their intentions at the time

of leaving their country of origin with an aim of establishing if the decision to migrate out of the country of origin was made with an intention of settling in Sudan or with an intention of migrating to another country via Sudan. Furthermore, this study aims at understanding the limits of popular rhetoric around mixed migration that tends to present a clear distinction between categories of migrants such as “economic migrants” or “refugees”. From that perspective, it aims at understanding the factors that drive migration flows the most, lack of economic opportunities or safety concerns, or a mix of both.

Other important questions revolve around Sudan itself, whether migrants perceive it as a destination country or a transit country, and whether this perception changes between before migration to Sudan and after having lived in Khartoum. The study looks at the change in the employment and economic status of migrants as a result of migration to Sudan, and considers its possible implications on onward migration decisions. The study also establishes initial evidence of two new routes, overlooked until now, connecting Nigeria to Sudan via road and Syria to Sudan via air. It considers various other aspects of routes taken by migrants to reach Sudan, and attempts at gaining insights into migrants’ perceptions around possible routes northward and out of Sudan.

This report is divided into nine chapters. The rest of the chapter 1 consists of a brief literature review. Chapter 2 explains the methodology used and identifies the main limitations of this study. Chapter 3 presents the demographic characteristics of the survey respondents in an attempt to understand migrants better. Chapters 4, 5 and 6 present the major findings from the survey results and analysis, covering motivations and intentions of the respondents at the commencement of the journey (Chapter 4: Towards Sudan), reflection on these motivations and intentions from a perspective of life in Khartoum (Chapter 5: In Sudan), and motivations, intentions and intended destinations for onward migration from Sudan (Chapter 6: Onwards from Sudan). Chapter 7 briefly assesses migration routes taken by respondents to reach Sudan. Other aspects of migration related decision-making are covered in Chapter 8. Conclusions drawn from the study and recommendations are presented in Chapter 9.

Literature Review

The existing in-depth overview of migration in the context of Sudan is covered under Migration in Sudan: A Country Profile 2011 (IOM, 2011) . Portions of this country profile detailing the gaps and limitations of statistical migration data availability are still relevant. However, since the study was compiled and published before the secession of South Sudan, it presents facts and figures that are no longer applicable.

Another brief migration profile, albeit from an entirely different perspective and in the form of a paper, is CARIM – Migration Profile: Sudan (Perrin, D., T. Jaulin, and A. D. Bartolomeo, 2012). Although it was published in 2012, but since the work was carried out before secession the paper explicitly claims that this work refers to Sudan the “territorial entity as it existed before the declaration of independence of South

Sudan”, and so is also now considered dated. Another document from the same time period is a paper published under CARIM Analytic and Synthetic Notes 2011, titled “Irregular Migration in Sudan: A Legal Perspective” (Babiker, M. A., 2011). Although this paper is dated, it is still relevant from a perspective of the evolution of laws related to irregular migration, and indicates the fact that there is still room for improvement in this dimension of the migration context in Sudan.

Beyond these three sources there are various other studies touching upon Sudan, but not entirely focused on it, especially not from a perspective of migration in, through and out of Sudan, and much has changed in terms of migration trends through this region since the publication of these works. Now an ever-growing body of literature covers various aspects of migration in North and East Africa, and Middle East. However, these studies were largely conducted in and focus on Libya, Egypt, Morocco, Tunisia, Ethiopia, Niger, Somaliland, Yemen, and a few European countries, including Spain, Malta and Italy (RMMS, 2014). Some of these studies have parts of them conducted in Sudan (Altai Consulting, 2013), and others look at migrants of Sudanese origin in other countries.

These studies touching upon migrants in Sudan however primarily rely on a small number of qualitative interviews with either Sudanese migrants who have returned to Sudan, or are transiting through Libya, and a very limited number of interviews conducted with international migrants in Sudan. Following tables attempt at summarizing the combined scope of these studies by tabulating the numbers of migrants either of Sudanese origin interviewed in Sudan or in another country (Table 1.1), or international migrants covered in Sudan (Table 1.2).

Table 1.1 Studies and reports looking at Sudanese (migrants, returnees, and key informants) in Sudan or other countries.

Statistical Summary of Existing Literature: Focusing on Sudanese Migrants					
#	Title of Study/Report (Year)	Author/Organization	Methodology	Relevant Focus in Sudan Context	Covers
1	“We risk our lives for our daily bread”; Findings of the Danish Refugee Council Study of Mixed Migration in Libya (2013)	Danish Refugee Council	Household Survey	Sudanese migrants surveyed in Sabha and Tripoli, Libya	37
2	Mixed Migration: Libya at the Crossroads Mapping of Migration Routes from Africa to Europe and Migration in Post-revolution Libya (2013)	Altai Consulting	In-depth qualitative interviews	In-depth interview of a Sudanese returnee (AVRR beneficiary) in Khartoum, Sudan	1
			Key Informant Interviews (KIIs)	KIIs of in Khartoum, Sudan (Did not cover migrants.)	12
3	Migration Trends Across the Mediterranean: Connecting the Dots (2015)	Altai Consulting	In-depth qualitative interviews	In-depth interview of a Sudanese migrant outside Sudan (location not specified)	1
4	Conditions and Risks of Mixed Migration in North East Africa, Study 2 (2015)	MHub	Interviews (conducted in Sudan)	Interviews of Sudanese returnees	2
				Interviews of family members of Sudanese migrants abroad	2
				Remote interviews with Sudanese journalists	2
Total Coverage					57

Table 1.1 shows that across all studies covering Sudanese migrants a total of 57 individuals’ qualitative responses to various types of interviews have been studied, and that amongst these 12 key informant interviews covered non-migrants such as staff of international organizations and Sudanese officials (#2), whereas another study included 2 remote interviews of Sudanese journalists conducted via Skype or phone calls (#4).

International migrants interviewed in Sudan, outside this study, are so far only covered under the study listed in the following table.

Table 1.2 Study looking at international migrants in Sudan.

Statistical Summary of Existing Literature: International Migrants in Sudan					
#	Title of Study/Report (Year)	Author/Organization	Methodology	Relevant Focus in Sudan Context	Covers
1	Conditions and Risks of Mixed Migration in North East Africa, Study 2 (2015)	MHub	Interviews (conducted in Sudan)	Eritrean Refugees in Sudan	2
				Ethiopian migrants in Sudan	2
				“Family member of a recent Ethiopian migrant who was living in Khartoum”	1
Total Coverage					5

Table 1.2 shows that the only published and publicly accessible material existing in literature on international migrants in Sudan is based on 5 interviews.

While such studies offer interesting insights into the experiences of the migrants interviewed, they do not allow for a quantitative analysis of patterns and trends of intentions, motivations or decision making of migrants in Sudan. Most of the information available on migration through Sudan, especially in regards to irregular flows, is based on journalistic reporting and studies that either did not include, or cover a very limited component, of field research carried out in Sudan. These studies therefore generate anecdotal accounts rather than providing empirical evidence on migration related issues in Sudan. Whereas in the cases that include field work, either carried out in Sudan or covering Sudanese migrants, as presented in Table 1.1 and Table 1.2, the coverage is so narrow that no meaningful extrapolations on trends can be made. While to an extent this study also suffers from the effects of a narrow coverage – as it covers quantitative information via survey of 291 migrants, and qualitative views and opinions of 17 migrants in Khartoum, Sudan; a total of 308 respondents – it provides a fivefold improvement in terms of the scale of the available data and information.

2. Methodology

The study relied on mixed methods approach, with a survey covering motivations, intentions and decision making of migrants and a semi-structured interview covering the same topics. One of the primary aims was to maximize quantitative information gathering, along with collection of qualitative information, to identify and understand trends of migration towards and onwards from Sudan, with an aim of exploring the underlying factors in migrants' decision making.

Geographical Scope of the Study

The geographical scope of the study was confined to the urban localities of the Khartoum state, with all surveys and interviews conducted in the cities of Khartoum, and Khartoum North (Bahri). The city of Khartoum and its neighboring cities of Khartoum North (Bahri) and Omdurman are located at the most crucial junction along various migration routes in the region, and were therefore chosen as target locations for this pilot study.

Survey with 291 migrants in Khartoum

The survey on intentions, motivations and decision making was conducted between March 9 and 20 of 2016 with a total of 291 migrants. The survey questionnaire³ explored the demographic and socio-economic characteristics of sampled migrants, their migration experience and decision making covering motivations and intentions for migration to Sudan, their current situation in Khartoum, as well as their motivations and intentions for onward migration.

Since accurate population figures or reliable estimates of the number of migrants residing in the target locations are not available a non-statistical sampling approach was adopted. The study was designed as exploratory research, and opportunity sampling was carried out by seeking migrants willing to voluntarily respond to the survey and interviews. Persons under the age of 18 were deliberately not considered for

³ Annex A – Survey Questionnaire

the study given the practical, ethical and legal constraints, such as the need for written consent from a legal guardian might not have been readily accessible.

The survey was conducted by a team of 23 data collectors. University students and individuals with interpretation skills and experience, a number of whom were also members of migrant communities, were selected via a competitive process from a pool of more than fifty applicants. The team included migrants from 6 different countries of origin, including Eritrea, Ethiopia, Kenya, Nigeria, Somalia, and Uganda, as well as Sudanese nationals. This composition of the survey team facilitated access to migrant communities and enabled them to explain and communicate survey questions in the native languages of respondents, when and if required.

The team was trained by IOM in three training workshops. Topics covered in the workshops included basics of survey and interview methodology, an introduction to biases, guidelines on how to approach respondents, overview of ethical dimensions such as privacy and sensitivity, and rules for diversifying coverage (to minimize limitations of opportunity sampling). To diversify the sample, the data collectors were advised to limit the number of migrants surveyed from their own social networks to two, with the rest to be conducted among individuals not known to them, and to target migrants in various locations of Khartoum. The team was also taught important basic concepts and key terms used in the questionnaires, and given a reference sheet explaining some of these terms⁴. Parts of these workshops were dedicated to survey practice exercises, followed by discussions on the survey and other topics covered.

In the field the survey data was recorded using a paper questionnaire and subsequently transferred into a database at the IOM Office. For analysis SPSS was used, however for this report tables of data were exported to excel files and subsequently plotted into excel graphs to be inserted in the report. In terms of analysis simple descriptive statistics was the main focus most of the time, and cross tabulations were preferred for comparing and finding correlations between different variables. The findings from the survey inform the core of the pilot study and are reflected throughout this report.

Interviews with 17 migrants in Khartoum

Between March 15 and 20 of 2016, 17 randomly chosen international migrants were interviewed in Khartoum by the survey team. The interview questions⁵ focused on gathering qualitative insights in narrative form on the motivations to leave the country of origin, the travel to Khartoum, the current perception of the outcomes of the decision to migrate, the knowledge of people who migrated from Sudan to another country, the perception of the influence of relatives or friends in the decision-making and the respondents' plans for future. Survey team members with relevant skills and experience conducted the interviews in their native languages, and submitted a translated transcription of each

⁴ Annex B – Reference Sheet for IOM Migrant Survey

⁵ Annex C – Interview Questions

interview to IOM in English.⁶ Qualitative data generated from the interviews was analyzed via subjective thematic classification, and select parts of these interviews are included in relevant sections of this report as anonymized quotes.

Definitions

This report's subtitle is "Pilot study on Migrant's Motivations, Intentions and Decision-Making in Khartoum, Sudan". The study aims at understanding the motivations for and intentions of migrants in Khartoum, and by doing so attempts at elaborating upon their migration related decision making. Since terms like motivations and intentions have various theoretical understandings in different fields of sciences it is important to define these terms here for the purposes of this study. Following are a few key terms and their definitions:

Motivations are defined in a common, non-academic way simply as a reason or reasons one might have to behave in a certain way, or to act in a certain manner, and/or perform a certain task. For this study, at individual level, motivations are defined as reasons underpinning a migrant's decision to migrate. Each of these reasons may impact an individual's overall motivation in varying degrees, ranging from compelling to merely stimulating, and therefore may result in complex motivations. However, for this study all reasons were considered comparable for the sample, despite their varying levels of impact on an individual's complex motivations, to identify and delineate broader trends. Therefore, the term "motivation" for this study is defined in general, and not considered under any particular theoretical framework or behavioral model.

Intentions are defined as aims that require a certain degree of planning to be achieved. In case of migration an intention is a difficult parameter to ascertain, and study. Therefore, for this study's purposes it is simplified in terms of 'an aim or plan for migration', which requires a certain degree of premeditation or forethought. This simplification assumes that migration is a phenomenon that is premeditated and never happens without forethought.

Decision Making is defined as the act of choosing between two or more available options to follow through an intended course of action. This choice may result from motivations, intentions, or a combination of both, or may also have been influenced by coercive external factors such as conflict or threat to personal safety/security.

Migrants for the purpose of this study are defined, as per IOM's definition, to be any person who is moving or has moved across an international border or within a State away from his/her habitual place of residence, regardless of (1) a person's legal status; (2) whether the movement is voluntarily or involuntarily; (3) what the causes for the movement are; or (4) what the length of the stay is.

⁶ Noting that conducting, translating and transcribing the interviews required some specific skills, only those survey team members with relevant experience were tasked to conduct interviews while the rest of the data collectors proceeded with conducting the survey.

From the above definition, the only selection made for the purposes of this study was to consider only those migrants whose country of origin was not Sudan, who had already moved across international borders, and had arrived in Sudan. Therefore, the study only covers international migrants – immigrants in Sudan – as described in the opening of this chapter.

Asylum Seeker is someone whose request for sanctuary has yet to be processed⁷.

Refugee is someone who has been forced to flee his or her country because of persecution, war, or violence. A refugee has a well-founded fear of persecution for reasons of race, religion, nationality, political opinion or membership in a particular social group⁸.

Mixed Migration is defined in different ways by different organizations⁹, and for the purpose of this study following definitions by UNHCR and IOM are considered:

UNHCR: “Migrants are fundamentally different from refugees and, thus, are treated very differently under international law. Migrants, especially economic migrants, choose to move in order to improve their lives. Refugees are forced to flee to save their lives or preserve their freedom.

Migrants and refugees increasingly make use of the same routes and means of transport to get to an overseas destination. If people composing these mixed flows are unable to enter a particular state legally, they often employ the services of human smugglers and embark on dangerous sea or land voyages, which many do not survive.”

IOM: “The principal characteristics of mixed migration flows include the irregular nature of and the multiplicity of factors driving such movements, and the differentiated needs and profiles of the persons involved. Mixed flows have been defined as ‘complex population movements including refugees, asylum seekers, economic migrants and other migrants’. Unaccompanied minors, environmental migrants, smuggled persons, victims of trafficking and stranded migrants, among others, may also form part of a mixed flow.”

Limitations

Overall, this pilot study has certain limitations which must be considered before drawing broad conclusions from its findings. First is the question of representation. In the absence of comprehensive population figures or reliable estimates/statistics of migrants residing in Khartoum it was not possible to determine an appropriate sample size or to define a sampling method that would have resulted in the desired levels of accuracy. Therefore, as a pilot study the tools designed and used were meant to be as exploratory as possible, and non-statistical opportunity sampling was carried out. Considering these facts,

⁷ www.unhcr.org/asylum-seekers.html (accessed 19 February 2017)

⁸ www.unrefugees.org/what-is-a-refugee/ (accessed 19 February 2017)

⁹ www.mixedmigrationhub.org/fr/member-agencies/what-mixed-migration-is/ (accessed 19 February 2017)

it is not possible to know how representative this study is in terms of the demographic or socio-economic characteristics of the migrants residing in Khartoum or up to what accuracy it reflects the opinions and perceptions of the entire migrant population in Sudan. However, it provides a baseline based on which further studies can be designed. In this context, while the findings discussed in this report should not be expected to be representative of all migrants in Khartoum, they can still be considered as indicative of trends.

The survey questionnaire had some limitations in terms of its use of the Likert type questions. For instance, in analysis of a set of Likert type questions various reasons are compared against each other – as forming parts of the overall motivation for migration – without regards of varying degrees of impact each reason can have on an individual. This is in part addressed by the fact that the comparison is not drawn between reasons for individuals but is rather used to understand motivations on a collective group level. On an individual level the use of five ordered options to choose from that, although not used as an ideal Likert scale, allowed for a measure of the relative impact a reason had on the overall motivation for migration. Furthermore, the design of the Likert type questions used (as a rating scale instead of balanced ideal Likert scale) limited the types of analysis that could be carried out as each category of response was considered along an ordinal scale, and not intended to represent an interval scale. Therefore, the analysis of data is mostly limited to descriptive statistics, which despite the limitations is still adequate to delineate trends.

The gender composition of the sample, for both survey and interviews is predominantly male. Despite attempts to include more female members in the survey team, the higher percentage of male survey team members may have influenced the gender composition of the sample. Furthermore, in some country of origin cohorts a relatively high proportion of students were observed, which might have resulted due to the sampling approach and because of the student members of the survey team. However, among the top 5 nationalities of the respondents¹⁰, only cohorts Somalia (42%) and Nigeria (69%) had a higher than average proportion of students that may have repercussions on the representativeness of opinions from these samples.

¹⁰ Eritrean, Ethiopian, Somali, Nigerian and Syrian.

3. Who are the Migrants?

For this study 291 international migrants in Khartoum were surveyed, hereinafter referred to as respondents, to gather information on their migration related motivations, intentions and decision making. This chapter presents the demographic characteristics of the migrant sample covered by the survey. It provides information on the respondents' demographic makeup ranging from country of origin, age, gender, religion, ethnicity or tribal identity, family status, type of the place of birth or location before migration out of the country of origin, to education levels. The information presented here, as covered by the survey, cannot fully represent all migrants in Khartoum as discussed in the limitations section in the previous chapter. However, this information can be useful as a baseline for further studies and is presented here primarily with an aim of drawing a picture of the migrant respondents whose motivations, intentions and decision making is covered in the following chapters.

The migrants surveyed in Khartoum were from 17 different countries of origin as shown in Figure 3.1 below.

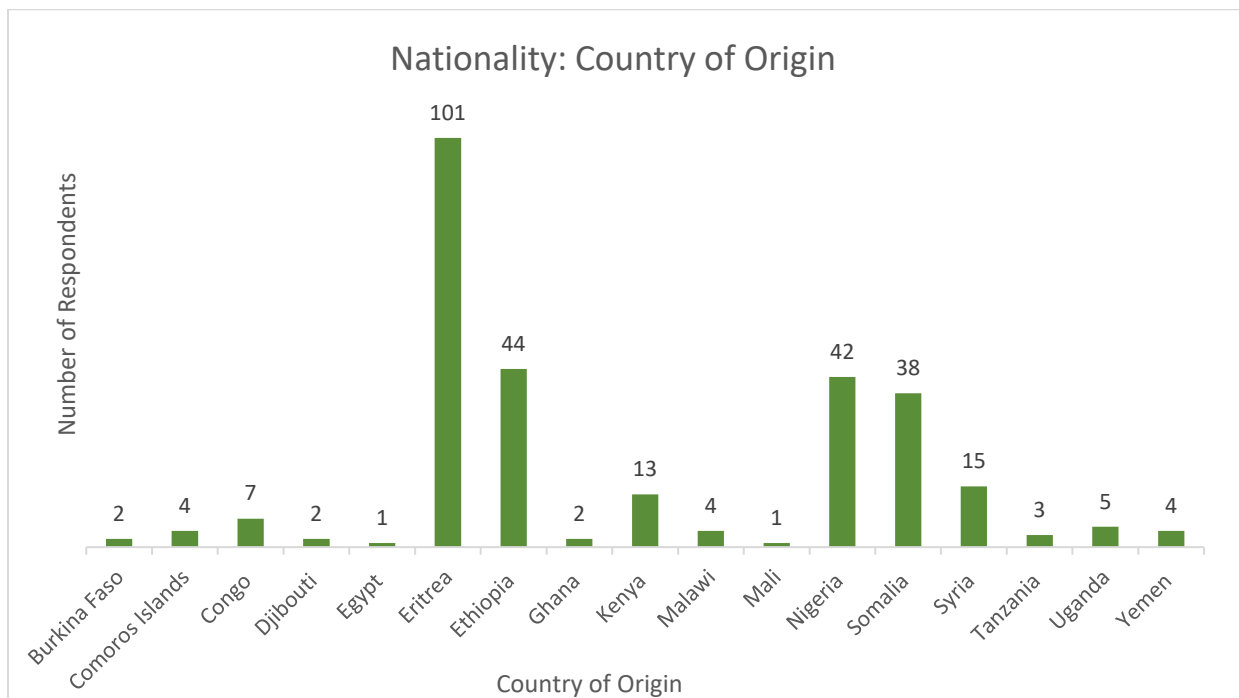


Figure 3.1 Country of origin. (Determined by answers to the question on “Nationality”, Q#1.5, n = 288)

One aim of this study was to also capture data on the breadth of the migrant population in Khartoum, and while this finding is clearly not covering all the countries of origin, as several known and very visible migrant populations (such as migrants from East and South Asia) are not represented here, it is still an indication of the fact that migrants in Khartoum, and hence Sudan, come from a wide variety of countries. Although the top five countries of origin to emerge from this survey, as presented below in Figure 3.2 with their respective percentage size in the sample surveyed, were largely expected, their relative sizes could have resulted from a selection bias and are not to be considered as representative of the overall migrant population in Khartoum. In absence of reliable population data any extrapolation to gain insights into the entire migrant population of Khartoum (or Sudan) will be inaccurate, and so the following figure is primarily presented to highlight the composition of the sample surveyed.

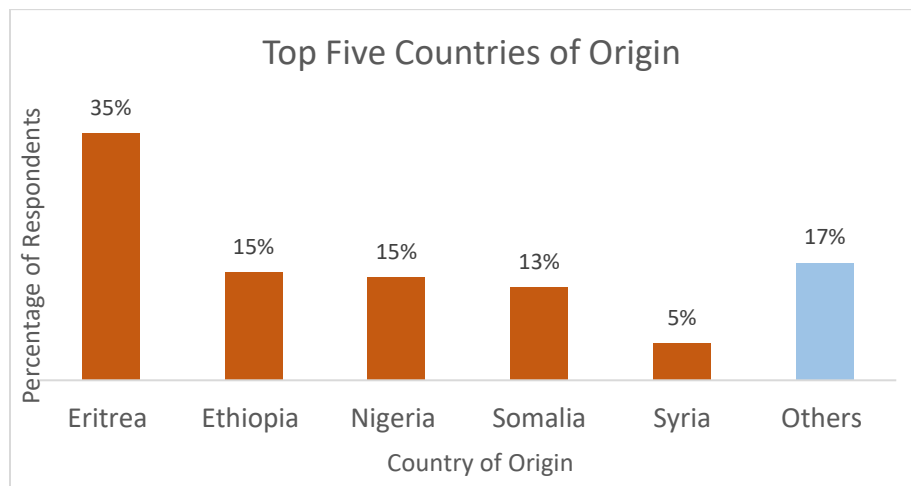


Figure 3.2 Top 5 countries of origin, and others with percentage respondents in each cohort. (Q#1.5, n = 288)

The top 5 countries of origin of the respondents illustrated in the figure above show that Eritrea, Ethiopia, Nigeria, Somalia and Syria combined make up 83 per cent of all the respondents covered by the survey. The remaining 17 per cent were from 12 other countries of origin. A total of 3 respondents did not report their nationality, and so are excluded from this chart. While these proportions do not represent all migrants in Khartoum, they are still indicative of the broader trend that Eritrean and Ethiopian migrants are highly represented in the migrant stock in Sudan (UNDESA, 2015).

The histogram in Figure 3.3 below shows the respondents' age distribution.

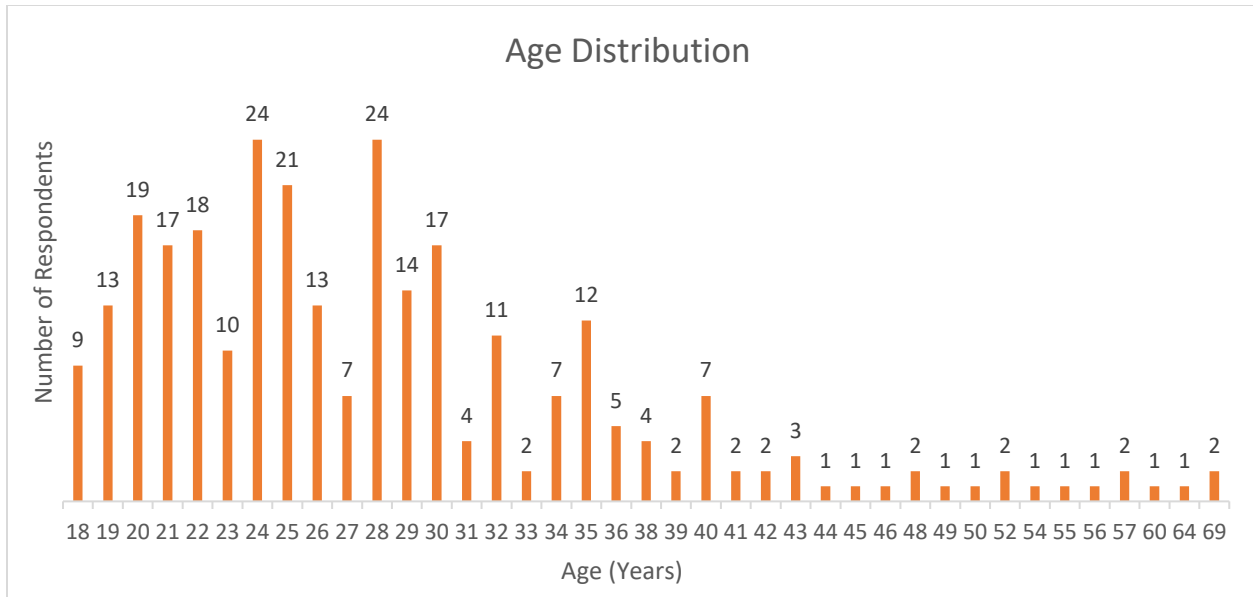


Figure 3.3 Respondents age (n = 285, Mean Age = 28.59, Mode Ages = 24, and 28, Median Age = 26, and Std. Dev. = 9.056)

The median age of respondents was 26, whereas the mode ages¹¹ were 24 and 28, and the average age¹² was 28. While this cannot be taken as representative of all migrants in Khartoum, it can still be considered indicative of a trend that considerable proportion of migrants in Khartoum are below 30 years of age. This trend is statistically further strengthened by the fact that migrants below 18 years of age were not covered by the survey, as their inclusion would have potentially further reduced the average and median age of the sample.

Male respondents comprised 66 per cent of the entire sample, whereas 31 per cent of the respondents were female. All respondents who replied to the question on gender reported either male or female as their gender, and 2 per cent of respondents skipped the question. The survey question on gender also included the option of “transgender”, whereas no respondents chose this option to define their gender. From respondents, according to their country of origin, the cohort Eritrea had the largest relative female proportion with 42 per cent female respondents, whereas respondents from Ethiopia and Syria also had a third of the entire cohort represented by female respondents, closer to the overall female representation of the entire sample. Figure 3.4 below graphically represents the responses to question on gender for all respondents, and top 5 countries of origin.

¹¹ Mode age refers to the highest frequency of respondents in each age year in the age histogram.

¹² Median age is the age in the middle with equal number of respondents on either side of it.

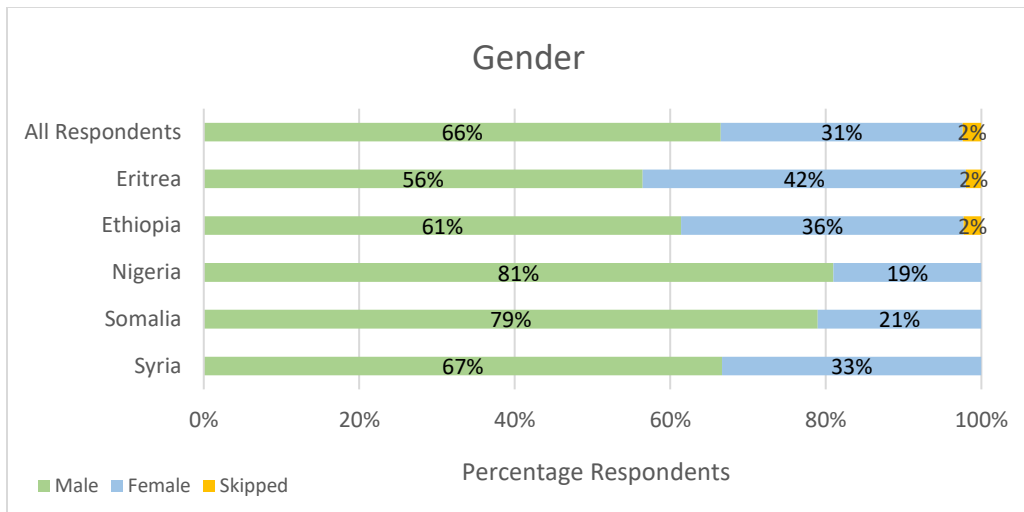


Figure 3.4 Gender (Q1.1, All Respondents: n = 291, Eritrea: n = 101, Ethiopia: n = 44, Nigeria: n = 42, Somalia: n = 38, Syria: n = 15)

In terms of religious identify, 54 per cent of all the respondents identified as Muslim, and 38 per cent as Christian, whereas 8 per cent of the respondents skipped the question on religion. Differences among the top 5 countries of origin are illustrated below Figure 3.5.

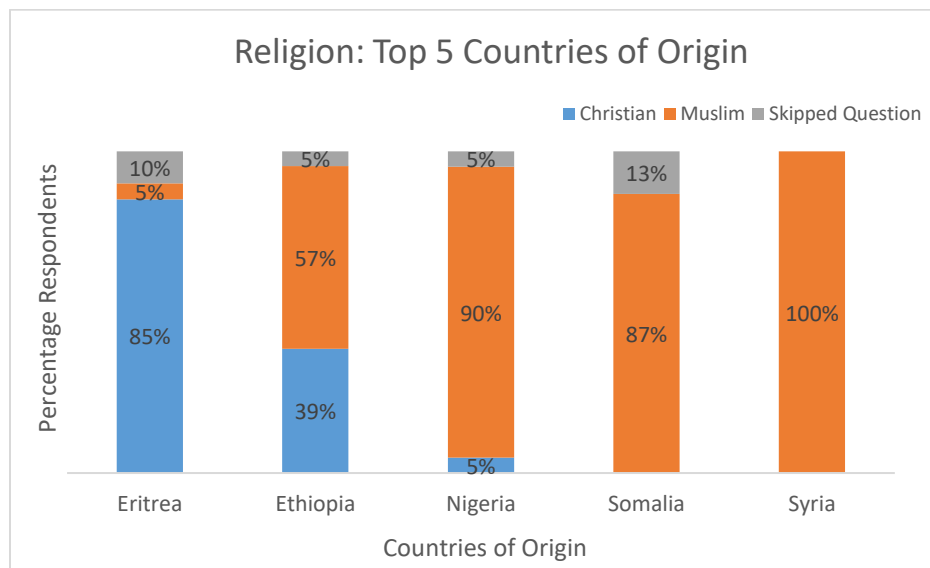


Figure 3.5 Religion: Top 5 countries of origin. (Q#1.4, Eritrea: n = 101, Ethiopia: n = 44, Nigeria: n = 42, Somalia: n = 38, Syria: n = 15)

As illustrated in the figure above, a majority of respondents from Ethiopia, Nigeria, Somalia and Syria identified as Muslim, whereas amongst respondents from Eritrea a majority of respondents identified as Christian.

In terms of ethnic or tribal makeup the respondents were divided into various tribal and ethnic identities as shown in Table 3.1 below.

Table 3.1 Ethnic / Tribal identities of migrants as reported by respondents from top 5 countries of origin.

Ethnic / Tribal Identities of Respondents per Country of Origin					
Eritrea			Ethiopia		
Ethnicity / Tribe	#	%	Ethnicity / Tribe	#	%
Jaberti	1	1%	Gurage	1	3%
Saho	1	1%	Hadiya	1	3%
Tigre	3	3%	Tigre	1	3%
Bilen	8	8%	Jimma	2	5%
Tigrinyas / Tigrayans	83	86%	Amhara / Amharic	4	11%
Total	96	100%	Tigrinyas / Tigrayans	8	21%
			Oromo	21	55%
			Total	38	100%
Nigeria			Syria		
Ethnicity / Tribe	#	%	Ethnicity / Tribe	#	%
Mobula	1	3%	Kurd	1	10%
Igbo	3	8%	Bani Khalid	2	20%
Hausa	8	21%	Arab	3	30%
Yoruba	26	68%	Syrian (Arab National)	4	40%
Total	38	100%	Total	10	100%
Somalia					
Ethnicity / Tribe	#	%	Ethnicity / Tribe	#	%
Habr Yunis	1	4%	Jareer	1	4%
Galje'el	1	4%	Ogaden (Darod sub clan)	5	19%
Madhiban	1	4%	Hawiye	6	22%
Sarur	1	4%	Somali	8	30%
			Total	27	100%

The most ethnically or tribally diverse cohort was composed of respondents whose country of origin was Somalia as they identified with eight different tribal or ethnic identities, whereas the second most diverse cohort was composed of respondents from Ethiopia with seven different ethnic or tribal identities. This variation of ethnic and/or tribal identities shows an interesting trend that overall the highest represented ethnic identity amongst all respondents was Tigrinyas / Tigrayans as split amongst respondents from Eritrea with 83 respondents, and Ethiopia with 8 respondents. With a total of 101 respondents belonging to this cohort it represents 35 per cent of the entire survey sample.

Amongst respondents from Ethiopia the highest represented ethnic or tribal (or regional) identify was that of Oromo with a nearly 50 per cent of all respondents whose country of origin was Ethiopia identifying as Oromo. Amongst respondents whose country of origin was Nigeria Yoruba ethnic group emerges as a majority, which perhaps indicates that a considerable proportion of Nigerian migrants in Sudan could also be from the South Western or North Central region of Nigeria, and not only from northern Nigeria as is usually assumed.

While considering geographic locations of migrants' origin is important, another interesting question is whether international migration is an urban phenomenon, a rural one, or whether there is a relevant trend. This can be thought of and rephrased as: do migrants mostly come from an urban or rural background? Figure 3.6 illustrates the "type of place of birth" of the respondents, as chosen by them.

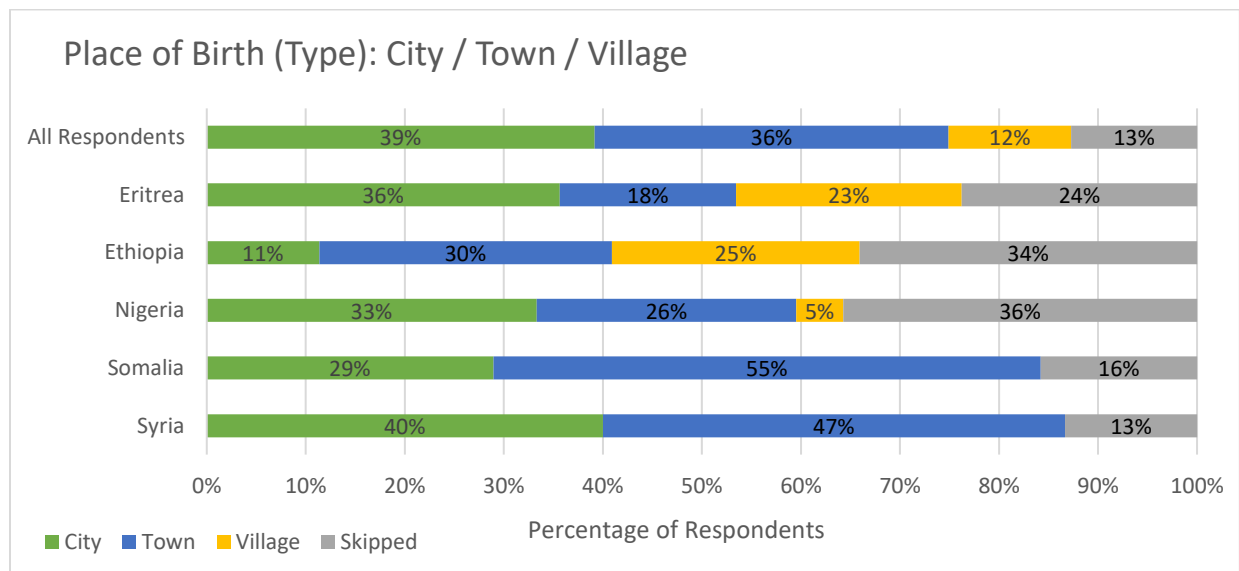


Figure 3.6 Place of birth; types: City, town or village (Q1.12, All Respondents: n = 291, Eritrea: n = 101, Ethiopia: n = 44, Nigeria: n = 42, Somalia: n = 38, Syria: n = 15)

As illustrated above, 75 per cent of all the respondents reported a city or town as their place of birth. Only among Eritreans and Ethiopians a significant proportion of the respondents reported to have been born in a village, 23 and 25 per cent respectively. Overall this indicates a trend of a higher share of migrants from urban settings amongst the migrants in Khartoum. A similar trend is observed when respondents are asked about their last place of residence before migration, as shown in Figure 3.7 below.

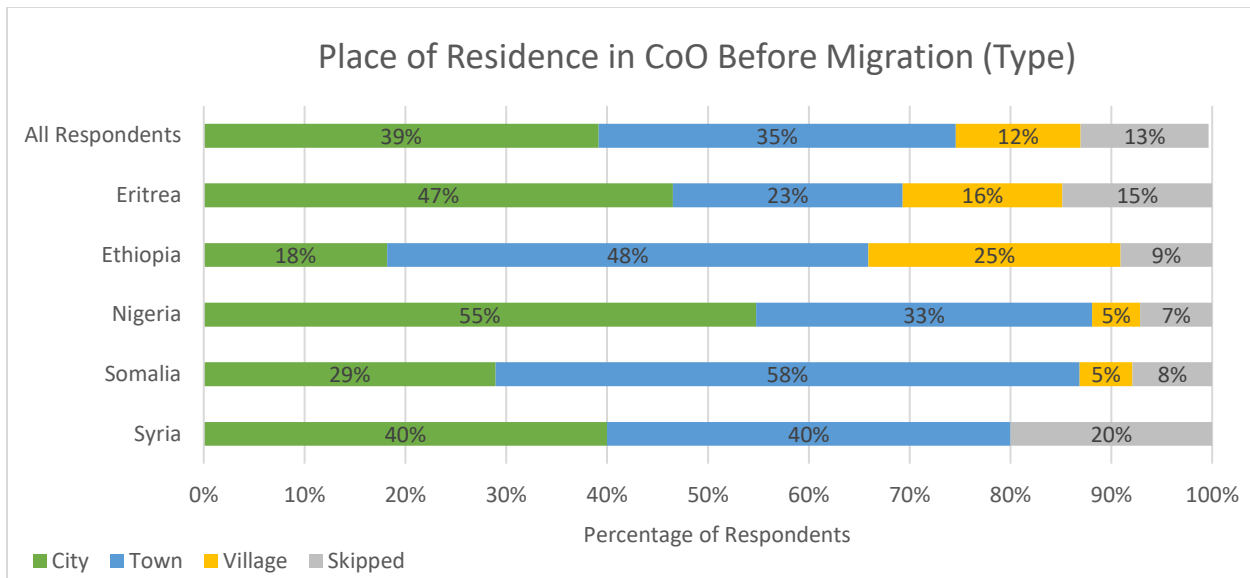


Figure 3.7 Last place of residence in the country of origin; type: City, town, or village (Q1.12, All Respondents: n = 291, Eritrea: n = 101, Ethiopia: n = 44, Nigeria: n = 42, Somalia: n = 38, Syria: n = 15)

A comparison of trends between Figures 3.6 and 3.7 shows that overall for all respondents the trends remained the same: a majority of respondents were born in urban locations (cities / towns) and similarly large proportion of respondents had migrated out to Sudan from urban locations (cities / towns). However, when responses from each of the top 5 cohorts as per their countries of origin are compared, it turns out that there is evidence of internal migration as well. For instance, while 23 per cent of Eritreans report that they were born in villages, only 16 per cent report villages as their last place of residence before migrating to Sudan. The shift is registered by an increase in the percentage of respondents from Eritrea saying that they migrated from cities to Sudan, in comparison to where they were born. This perhaps points towards a considerable proportion of respondents from Eritrea migrating internally inside their national boundaries from rural to urban locations before finally migrating to Sudan. All other cohorts present similar trends of internal rural to urban migration, but smaller in magnitude than the trend for cohort Eritrea.

As far as family or civil status of the respondents is concerned slightly over half of all respondents (53%) reported to be single, with differences between nationalities in terms of marital status indicated below in Figure 3.8. In terms of the family size, by considering the number of children reported, a majority (62%) of the respondents either chose to not reply or, perhaps by not filling in a number, reported to not have any children as shown in Figure 3.9 below.

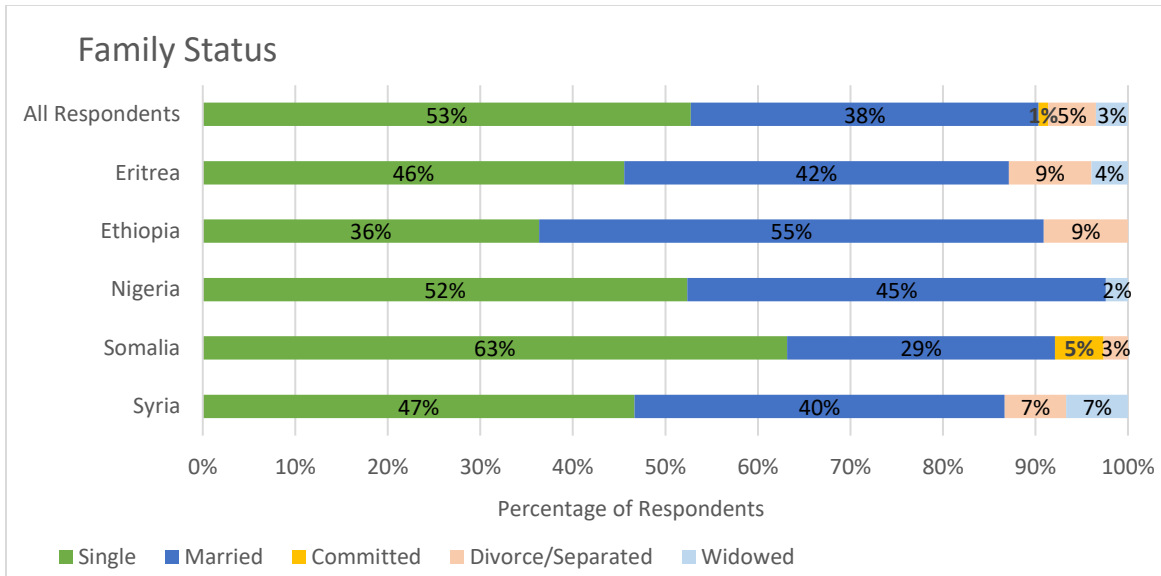


Figure 3.8 Marital status (Q1.7, All Respondents: n = 291, Eritrea: n = 101, Ethiopia: n = 44, Nigeria: n = 42, Somalia: n = 38, Syria: n = 15)

Amongst those with children the largest proportion of respondents (overall 23 per cent of the entire sample) reported to have either one or two children.

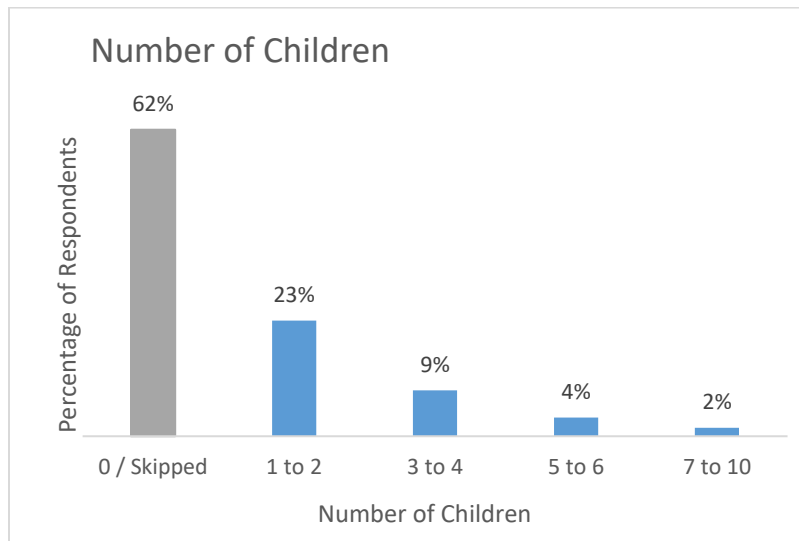


Figure 3.9 Number of children (Q1.8, n = 291)

In terms of education status, 29 per cent of the respondents reported – shown in Figure 3.10 – to be currently studying in Khartoum. All student respondents covered by the survey, who reported their education levels, were enrolled in universities in Khartoum at undergraduate level and above.

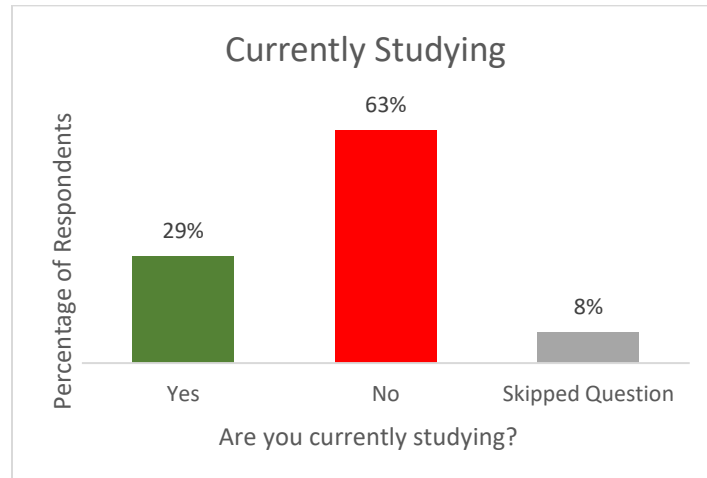


Figure 3.10 Students amongst respondents (Q1.9, n = 291)

A large proportion of respondents (28%) were high school graduates, as shown in Figure 3.11 below, with the second largest cohort as per education levels was formed by the university graduates (19%). This illustrates that a high proportion of respondents were educated, compared to those who reported to have no education by choosing less than 1 year of formal education.

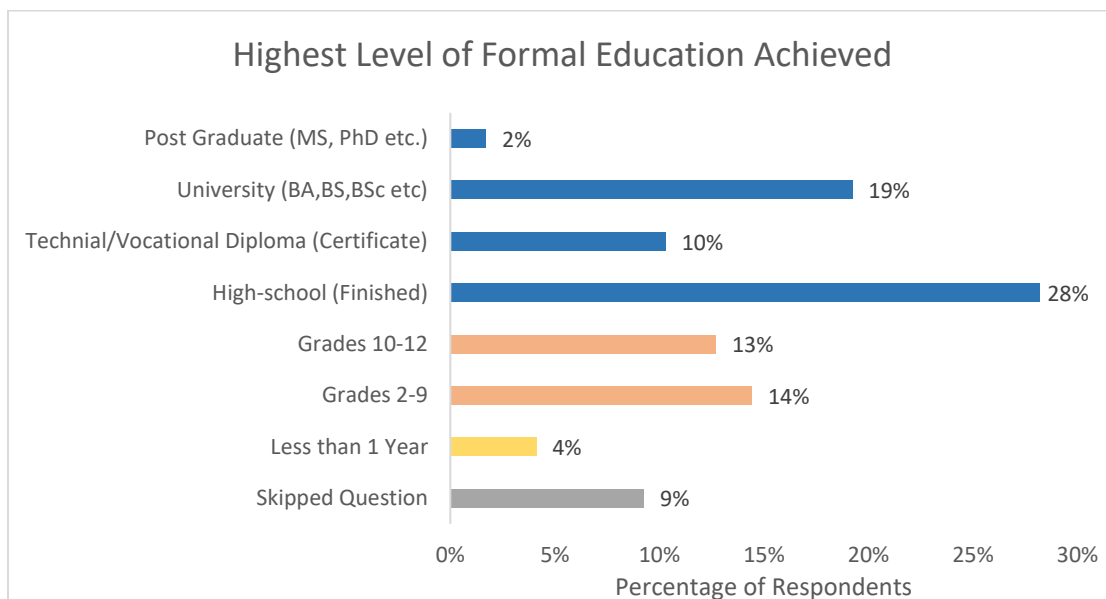


Figure 3.11 Highest education levels achieved (Q1.11, n = 291)

Figure 3.12 below shows responses to question on education level broken down per country of origin.

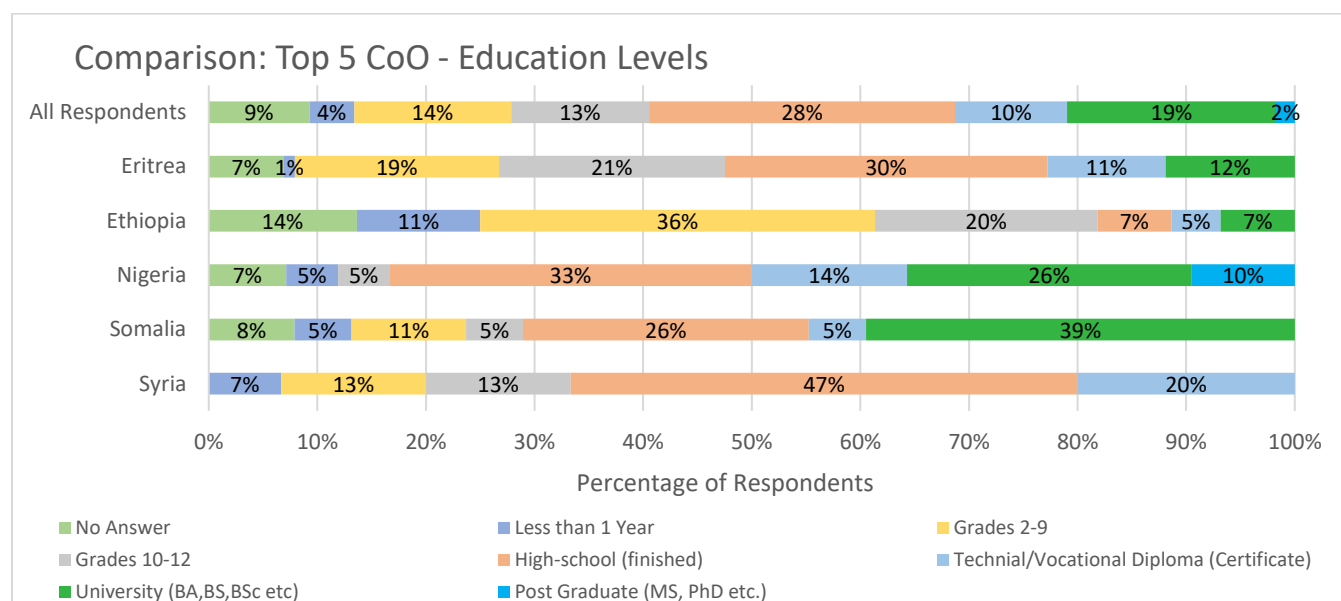


Figure 3.12 Comparison of highest education levels achieved for top 5 CoO (Q1.11, All Respondents: n = 291, Eritrea: n = 101, Ethiopia: n = 44, Nigeria: n = 42, Somalia: n = 38, Syria: n = 15)

Figure 3.12 shows that overall nearly a 60 per cent of the respondents had an education level of high school graduate or above. This points towards a possible trend that well educated (or relatively higher educated) people are found proportionally more amongst the migrants in Khartoum. This could also be part of the reason why several respondents consider studying abroad as a motivation for migration out of the country of origin (Chapter 4), as well as for onward migration from Sudan (Chapter 6).

Table 3.2 presents a summary of select important demographic findings from this chapter:

Table 3.2 Summary demographic profile of (respondents) migrants in Khartoum

Summary: Migrant (Respondent) Profile from the Migrant Survey								
Total Number of Countries of Origin:		17	Gender:		Male	66%	Female	31%
Top 5 Countries of Origin:	Eritrea	Ethiopia	Percentage of Respondents with Education Levels: High School and Above		59%			
	Nigeria	Somalia						
	Syria							
Percentage of Respondents Currently Studying:		29%	74% Migrated from Urban Locations		12% Migrated from Rural Locations			
Media Age		26 Years	Most Represented Ethnic Group:		Tigrinyas / Tigrayans			
54% Muslims		38% Christians	53 % Single		38% Married			

4. Towards Sudan

“I came here by my own decision. There was nothing that motivated me or compelled me, but I thought I could work here in Sudan as a carpenter because I was a carpenter in Eritrea.”

- *Eritrean, Male, 28*

This chapter covers initial motivations behind the respondents’ decision to leave their countries of origin, and intentions at that time to understand if Sudan was intended to be a destination or a transit country at the onset of migration.

Motivations, as defined earlier in the methodology chapter, are looked at in the form of reasons that compel or encourage people to migrate. For analysis, these initial reasons motivating migration were also considered in connection to migration intentions, at the onset of migration as well as with intentions for onward migration from Sudan. An underlying assumption is that if the initial reasons or causes for migration are not resolved or mitigated upon initial migration to Sudan, then this in itself translates into a motivating factor for onward migration from Sudan.

To assess the role of various reasons – as motivators of migration – sets of Likert type questions were designed and used in the survey to allow respondents to express their agreements or disagreements with reasons that played a role in their decision to migrate. The choice of using Likert type questions was also made keeping in mind that there can be more than one reason motivating migration and that these reasons can have relatively varying levels of influence on an individual’s decision to migrate.

This chapter is further divided into three sections. The first section presents the analysis of a set of Likert type questions on reasons – as motivators – for leaving the country of origin (initial migration to Sudan). The second section presents the analysis of a set of Likert type questions on intentions. The third section draws conclusions on overall motivations and intentions of respondents before migrating to Sudan by considering the findings of both the first and second sections together.

Motivations for Migration to Sudan

Initial motivations for migration to Sudan were looked at in the form of reasons for leaving the country of origin. The list of reasons considered can be broadly categorized as:

- i. Safety, security, and freedom
- ii. Financial and economic
- iii. Family or relatives
- iv. Other reasons

Safety, security and freedom related reasons, for the purposes of this study, were considered in a regional context, as informed by existing literature, and divided into six distinct prompts (MHub, 2015). Two of these prompts covered reasons for leaving country of origin because of threats to safety due to conflict, or due to threats to safety resulting from prejudice or persecution against respondent's beliefs¹³. Conflict was defined as armed conflict as per ICRC's guidelines based on the international humanitarian law [3 – Ref to ICRC website]. One prompt specifically focused on forced military (or civil) service as a reason for leaving country of origin, and another prompt covered a fear of arbitrary arrest and detainment. Two other prompts covered lack of freedom of expression and lack of freedom of movement as reasons for leaving country of origin.

Financial and economic reasons were covered in three prompts that focused on available employment opportunities in the country of origin, levels of earning to meet basic needs and to support family, and one prompt that considered the promise of job opportunities in Sudan.

Family or relatives were considered as an influence on motivations for migration in two prompts separately focusing on family members migrating together and a desire to join relatives living abroad (reunification). Finally, three other reasons were considered: studying abroad, access to better healthcare and environmental reasons.¹⁴

While in general both categories i. Safety, Security and Freedom and ii. Economic and Financial reasons play a significant role as motivations for migration, the findings of this pilot study in the urban context of Khartoum indicate that financial and economic reasons, when considered for the entire migrant sample studied, played a stronger role than safety, and security reasons. This is indicative of the fact that economic and financial reasons also matter to those migrating because of safety, security and freedom related reasons.

Following Figure 4.1 graphically presents responses received to the questions on reasons for leaving country of origin, where prompts given in this question are presented according to their ranks as per the highest percentage of agreements (strongly agree and somewhat agree received) by each.

¹³ Beliefs were broadly defined in the reference sheet provided to the survey team (Annex B) so as to cover both political and / or religious beliefs, or lack thereof.

¹⁴ Environmental reasons were defined in the reference sheet as: any natural disasters, that result from the changing environmental conditions, like famine caused by droughts or poor harvest, flooding, storms, or death of livestock due to epidemic.

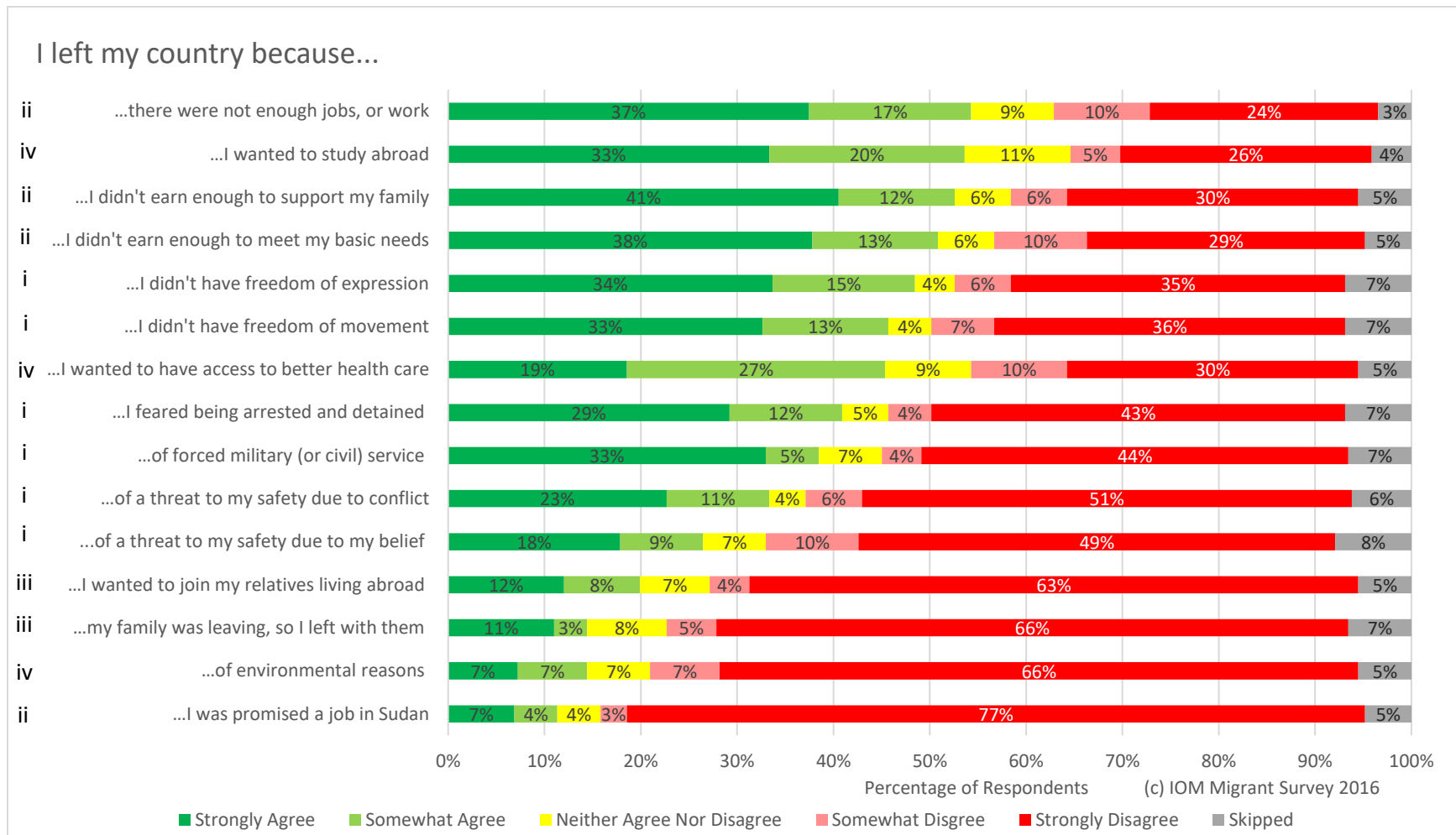


Figure 4.1 Reasons for leaving country of origin. Ranked from highest agreements (strongly agree and somewhat agree) to the lowest agreements received by each prompt. Roman numerals before each prompt identify their relevant categories. (Q#6, n = 291)

From Figure 4.1 it is clear that overall financial and economic (ii) reasons play a major role in motivating migration towards Sudan, as lack of jobs or work in the country of origin comes out to be the top reason for leaving with 54 per cent of the respondents agreeing with it. Furthermore, not being able to earn enough to support family and to meet basic needs are respectively the third (with 53% in agreement) and fourth (with 51% in agreement) top reasons for leaving the country of origin. Finally, the least popular reason is also from this category – albeit considered from a perspective of job offers from Sudan driving migration – as only 11 per cent of the respondents agree that they came to Sudan because they were promised a job in Sudan. These findings point towards a trend that economic and financial reasons play a strong role in motivating migration for this sample, and suggest that Sudan as such does not present a promise of jobs.

Overall safety, security and freedom related reasons came out as the second strongest set of motivators of migration. The reasons motivating respondents to leave their country of origin that emerge at the top from this category were a lack of freedom of expression (at fifth overall with 49% in agreement) and a lack of freedom of movement (at sixth overall with 46% in agreement). These two are followed by a fear of being arrested and detained (at eighth overall with 41% in agreement), forced military or civil service (at ninth overall with 38% in agreement), threat to safety due to conflict (at tenth overall with 34% in agreement), and threat to safety due to beliefs (at eleventh overall with 27% in agreement).

One of the reasons that percentage of agreements to prompts in safety, security and freedom category emerge lower than the percentage of agreements to prompts in financial and economic category is the difference in scope. While safety, security and freedom related reasons motivating migration are specific and will only motivate certain affected populations, the financial and economic reasons are general and could potentially affect a wider range of people. In other words, the financial or economic reasons could still be playing a role in motivating migration where the primary reason would have been to achieve safety and security. Whereas, in cases where migration was primarily because of financial or economic reasons it is less likely that safety, security or freedom related concerns will also be reported as motivating migration. This touches upon the concept of mixed migration, as varyingly defined by different international organizations, and the problem of characterization of migration flows as either composed of economic migrants or asylum seekers and refugees, or both. This is further elaborated in the conclusions of this chapter and in chapter 9 on conclusions and recommendations.

Other important findings concern the role of family, and relatives in motivating migration. The impact of relatives already living abroad comes out to be weaker than expected with only 20 per cent of the respondents agreeing that they left their country of origin because they wanted to join their relatives living abroad (at 12th place), and only 14 per cent indicate that they left their country because they accompanied their families who had decided to migrate (at 13th place). This indicates that family reunification is not a major motivator of migration. However, another factor considering family is in the prompt under financial or economic concerns (at 3rd place: I left my country because I did not earn enough to support my family), where the main issue is not being able to earn enough and the family itself does not play an active role in motivating migration. The role of family under the financial or economic context was expected, as also extensively covered in other studies (Altai Consulting, 2013). However, what was surprising and against the common perception was that a majority of respondents did not consider

moving along family or a desire to join relatives living abroad as an important enough factor motivating their migration.¹⁵

From the category consisting of other reasons (iv) two prompts received considerable agreement. The prompt “I left my country because I wanted to study abroad” emerged top second as a reason motivating migration (53% in agreement) and the prompt “I left my country because I wanted to have access to better healthcare” came at seventh place (with 36% in agreement). From a perspective of interventions and migration management programming both motivators present possibilities that can be addressed at Khartoum level in Sudan.

Environmental reasons were explained in the reference sheet provided to the survey team as covering any natural disasters that result from the changing environmental conditions, such as famine caused by droughts or poor harvest, flooding, storms, or death of livestock due to epidemic. With 14 per cent in agreement, this reason comes at the very end of the list, above the only odd one left, and is perhaps more so an indication of respondents’ perceptions and awareness of the environmental reasons. Following parts of the chapter present detailed analysis of the specific reasons motivating migration, followed by a section on intentions and finally conclusions drawn from the contents of this chapter.

Analysis of Employment Status and Lack of Jobs as Motivation for Migration

Since the prompt “I left my country because there were not enough jobs, or work” came out as the overall top reason it is pertinent to consider how many of the respondents were actually employed in their country of origin. Figure 4.2 represents the answers to the question where the respondents were asked to reply about their employment status in their country of origin.

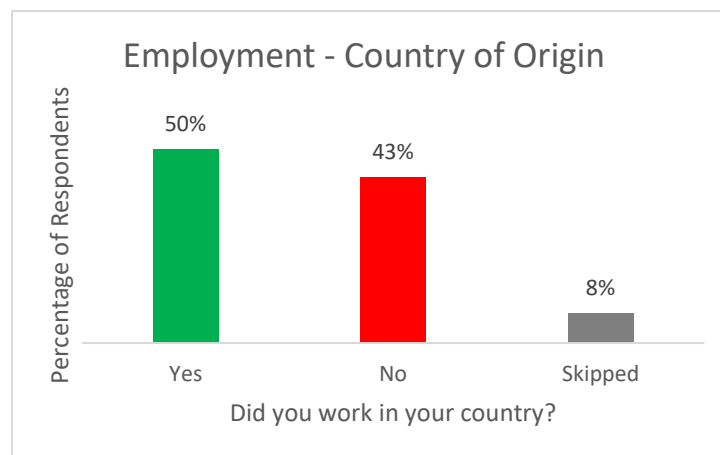


Figure 4.2 Employment status in the country of origin. (Q#4.1, n = 291)

¹⁵ Role of family and friends from an information gathering, and relaying perspective is covered in chapter 8.

To test the correlation between employment status and how respondents replied to this prompt, following Figure 4.3 considers the replies to this prompt as broken down between those who were employed in their country of origin against those who were not.

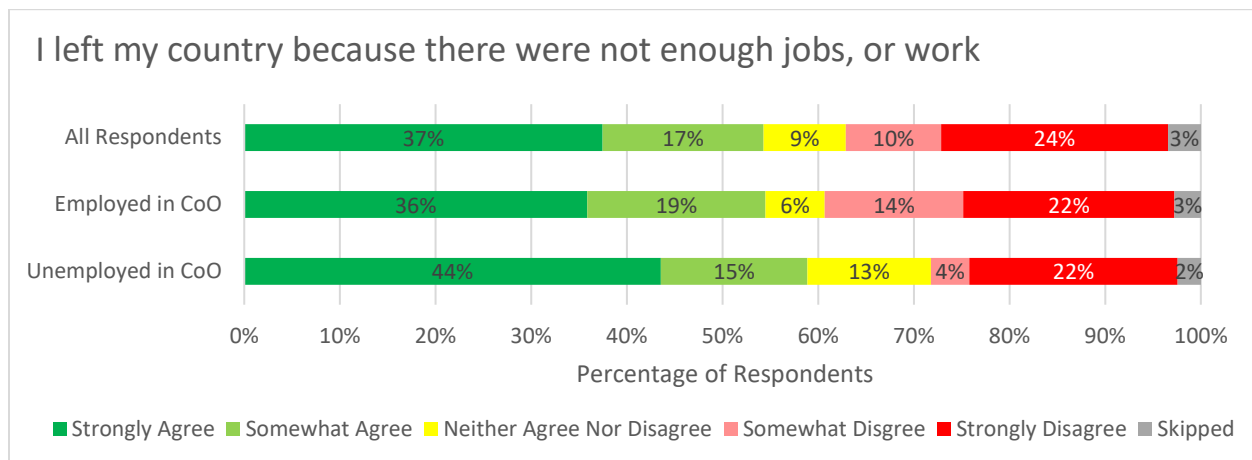


Figure 4.3 Comparison of responses to prompt on jobs; between all respondents (n=291), respondents employed in the country of origin (n = 145), or unemployed in the country of origin (n = 124).

Figure 4.3 indicates that the prompt “I left my country because there were not enough jobs or work” – as other such Likert type questions – is prying into the respondents’ perceptions of the issue in the prompt, and that being employed or unemployed in itself has at best a weak correlation with how this question is answered. This points towards the complex nature of motivations for migration and the fact that at times these motivations can also be due to perceptions rather than based on personal experience.

Analysis of Study Abroad as Motivation for Migration

The second highest percentage of respondents (53%) agree that they left their country of origin because they wanted to study abroad, as shown in Figure 4.1. This could have been influenced by a higher presence of students in the sample as 29 per cent of the respondents reported to be studying or enrolled in Khartoum, as shown in Figure 4.4.

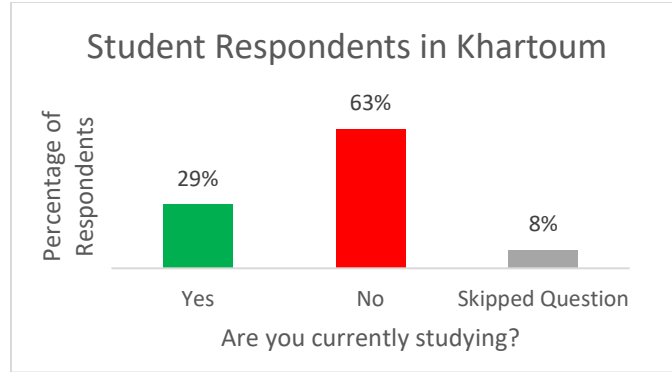


Figure 4.4 Migrant students in Khartoum. (Q#1.9, n = 291)

It is entirely plausible that this reflects a broader trend of migration to Khartoum, considering that half of the respondents were below 26 years of age, that a significant number of the migrants – even those currently not enrolled – consider education as an important motivation for migration. This can be further explored in a study focusing on student migrants in Sudan, as this specific motivation emerges higher up the list again when the same question is asked from an onward migration perspective, as discussed in Chapter 6.

Comparative Analysis of Cohorts Eritrea with Ethiopia

Respondents from Eritrea and Ethiopia represent the two largest cohorts in this study. Following Figure 4.5 represents the top five reasons for these cohorts.

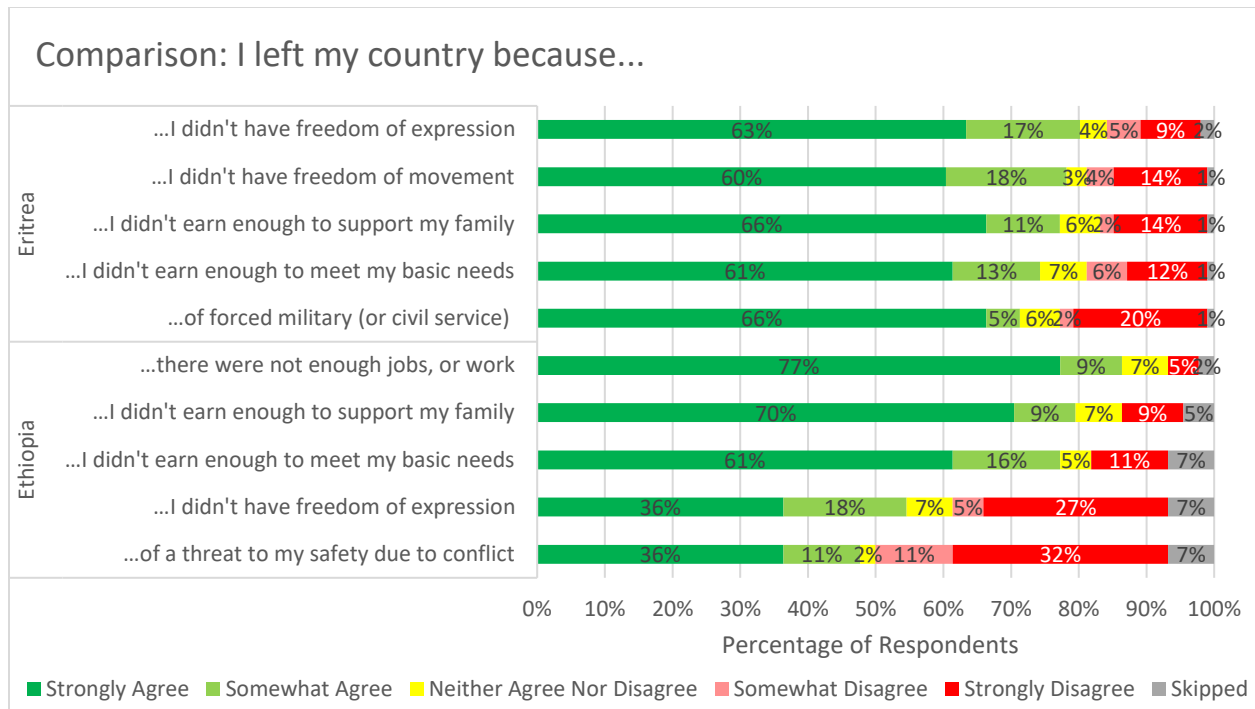


Figure 4.5 Comparison of top five reasons for leaving the country of origin between respondents from Eritrea and Ethiopia. (Q#6, Eritrea: n = 101, Ethiopia: n = 44)

Figure 4.5 shows that respondents whose country of origin was Eritrea considered a lack of freedom of expression and movement to be the biggest reasons that compelled them to migrate, whereas not earning enough to support families or to meet basic needs were the top third and fourth reasons motivating migration, respectively. Forced military (or civil service) – referring to the National Service in Eritrea – emerges as the top fifth reason motivating migration from Eritrea.

In contrast, respondents whose country of origin was Ethiopia clearly expressed stronger agreements with financial or economic reasons as motivators of migration than other categories. Lack of jobs or work came out to be the top reason, not earning enough to support family and not earning enough to meet basic needs were chosen as the second and third top reasons motivating migration respectively. Lack of freedom of expression was fourth and threat to safety due to conflict came out as the top fifth reason motivating migration as chosen by respondents from Ethiopia.

In Figure 4.1, at fifth and sixth place were the prompts covering lack of freedom of expression (49% in agreement) and lack of freedom of movement (46% in agreement) respectively. These prompts were based on existing testimonies of migrants from the region – Eritrea and Ethiopia in specific (MHub 2015) – and were considered from a political and rights perspective. Lack of freedom of expression was broadly defined in the reference sheet provided to the survey team during the trainings as not being able to express opinions freely, to not have freedom to follow and practice one's faith freely, and to not be able to make other non-religion based lifestyle choices that might not be acceptable to the government or society. Lack of freedom of movement was defined as not being able to move around in the city, and/or

country nor to be able to leave it freely without requiring an explicit permission from the government to do so. Figure 4.6 shows the responses to these prompts from respondents from Eritrea and Ethiopia for comparison:

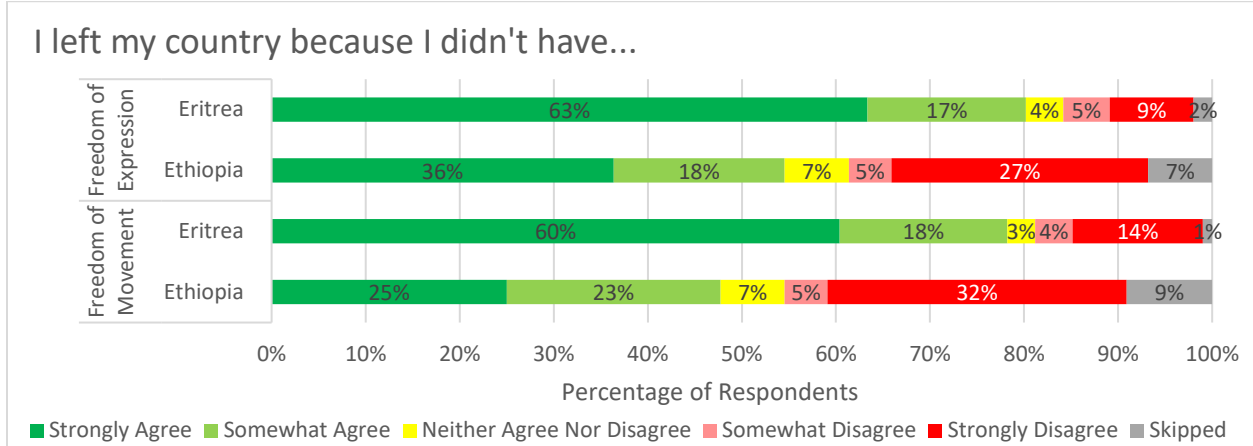


Figure 4.6 Comparison of responses to prompts on freedom of expression and movement from respondents whose country of origin was Eritrea or Ethiopia. (Q#6, Eritrea: n = 101, Ethiopia: n = 44)

From Figure 4.6 above it is clear that the respondents from Eritrea consider lack of freedom of expression and movement as reasons motivating their migration more strongly than the respondents from Ethiopia. The difference is of 26 per cent (for freedom of expression) and 30 per cent (for freedom of movement) between agreements from respondents from Eritrea and Ethiopia.

Asylum and Refugee Status

In another part of the survey respondents were asked to reply to questions on asylum and refugee status. In light of the comparative analysis presented above, for cohorts representing respondents whose country of origin is Eritrea or Ethiopia, this segment presents the analysis of responses to questions on asylum and refugee status. It is pertinent to note here, that as per the provisions of Sudan: Asylum Act 2014, all refugees including nationals of Eritrea – although considered prima facie refugees¹⁶ – still have to register with the office of Commissioner for Refugees. It must be noted here that overall Sudan hosts

¹⁶ Defined by UNHCR as: "...during mass movements of refugees, usually as a result of conflict or violence, it is not always possible or necessary to conduct individual interviews with every asylum seeker who crosses a border. These groups are often called 'prima facie' refugees." Text from: www.unhcr.org/asylum-seekers.html (Accessed 19 February 2017)

refugees from a wide list of countries of origin, including Chad, Eritrea, Ethiopia, South Sudan and Syria amongst others.

Figure 4.7 shows that 36 per cent of all the respondents replied yes to the question: “Are you an asylum seeker?”

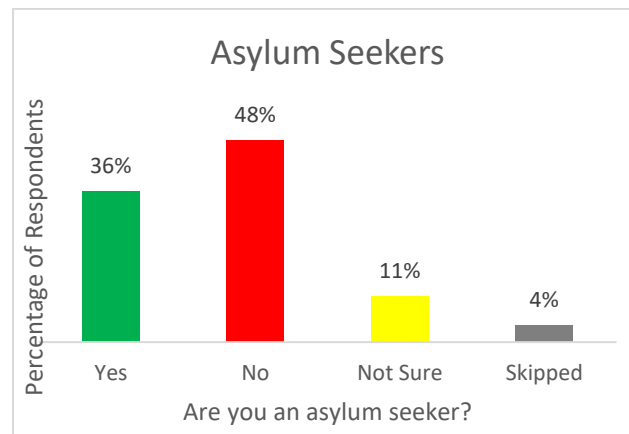


Figure 4.7 Asylum seekers (Q#15.1, n = 291)

This question on asylum was intended as per the UNHCR’s definition of asylum seeker as presented in Chapter 2, as someone whose request for sanctuary is yet to be processed. It is also in accordance with the definition adopted by the Sudan: Asylum Act 2014.

When asked about refugee status in a question: “Do you have a refugee status?”, 20 per cent of the respondents replied yes, whereas 7 per cent reported to be in the process by choosing “pending” as shown in Figure 4.8 below. The refugee status here referred to the status granted at the culmination of the asylum application/registration process, as per the stipulations of Sudan: Asylum Act 2014, and therefore technically does not reflect the prima facie refugee status itself – explained under Mass Asylum stipulations of the 2014 Act – as despite prima facie characterization a registration with the relevant authorities is still required as per the law (US Department of State, 2015).

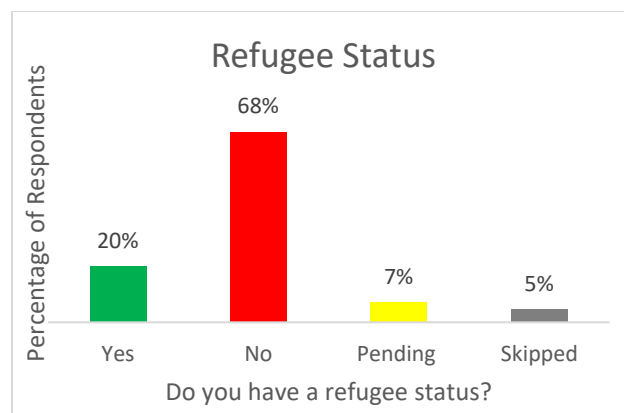


Figure 4.8 Refugee status (Q#15.2, n = 291)

From the 36 per cent of the respondents replying yes to being an asylum seeker to 27 per cent of the respondents who indicated that they have applied for a refugee status (20% Yes, and 7% Pending in Figure 4.8) there is a difference of 9 per cent.

This difference is the first statistical evidence of Sudan being a transit country even for asylum seekers and refugees, who despite the fact that they can apply for asylum in Sudan, choose to not do so and perhaps intend to continue onwards. This trend is in line with the arrivals of refugees on the Mediterranean shores in Italy across the Central Mediterranean Route.

To further elaborate this table 4.1 represents a cross tabulation of answers to the asylum question (Are you an asylum seeker?) against the question on refugee status (Do you have a refugee status?).

Table 4.1 Cross tabulation of questions on asylum and refugee status. (n = 274, respondents with overlapping responses to both questions.)

		Do you have refugee status?		
		Yes	No	Pending
Are you an asylum seeker?	Yes	41	56	9
	No	13	117	7
	Not Sure	2	24	5

The largest group in this category of concern, consisting of 117 respondents (40% of all respondents), are those who report not being an asylum seeker and hence do not have a refugee status. However, the second largest group consisting of 56 respondents (19% of all respondents) are asylum seekers (self-identified by their answers of yes to “Are you an asylum seeker?” question) who report to not have a refugee status (as shown by answer No to “Do you have a refugee status?” question). It is very likely that these 56 respondents who consider themselves asylum seeker but don’t have refugee status did not apply for asylum in Sudan because this was not their intended destination. This is further covered in the sections below from an intentions perspective with an aim of establishing whether the respondents consider Sudan a destination or transit country. Moreover, 41 respondents (14% of all respondents) identified as asylum seekers and have a refugee status in Sudan.

Comparative Analysis of Asylum and Refugee Status for Top 5 Countries of Origin

The analysis presented above covered responses to questions on asylum and refugee status, and in light of the prima facie refugee status – as is the case of refugees from Eritrea – it is relevant to consider how responses varied amongst respondents from the top 5 countries of origin.

Figure 4.9 below depicts a breakdown of replies to the questions on asylum for respondents from the top 5 countries of origin.

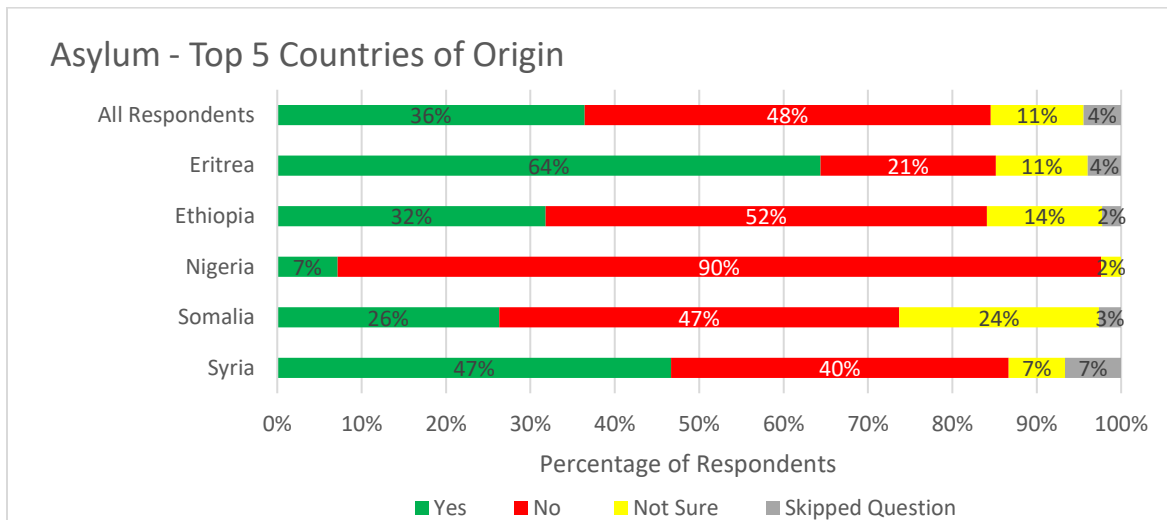


Figure 4.9 Comparison showing asylum seekers amongst top 5 countries of origin. (Q#15.1, All Respondents: n = 291, Eritrea: n = 101, Ethiopia: n = 44, Nigeria: n = 42, Somalia: n = 38, Syria: n = 15)

In the breakdown of the question on asylum, respondents whose country of origin is Eritrea reply in affirmative – yes – more than any other cohort (at 64%). However, when inquired about refugee status a total of only 43 per cent respondents whose country of origin is Eritrea indicate to have applied for a refugee status by choosing the options ‘yes’ and ‘pending’ (to the question: Do you have a refugee status?) as shown in Figure 4.10 below.

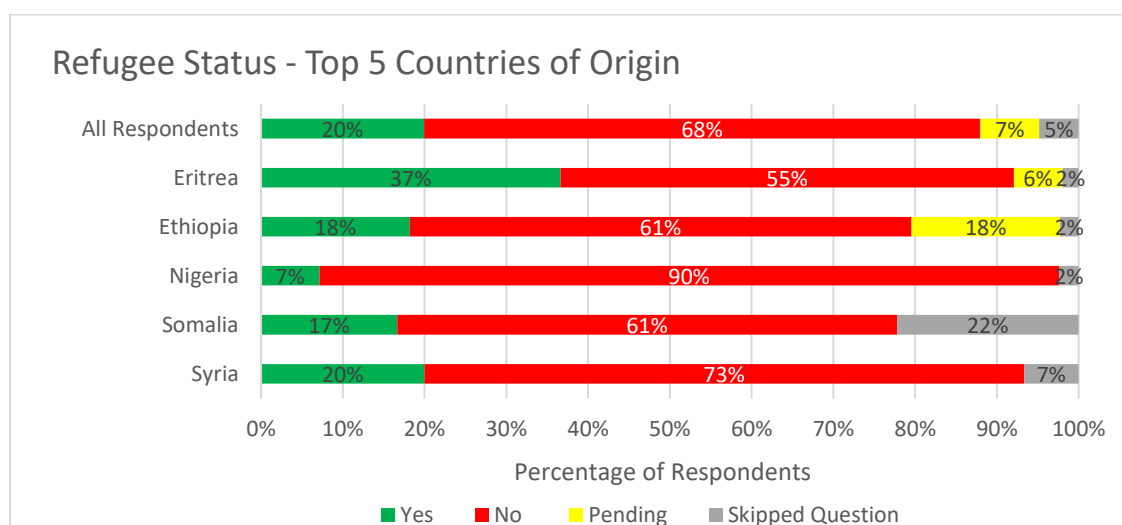


Figure 4.10 Comparison of refugee status between top 5 countries of origin. (Q#15.2, All Respondents: n = 291, Eritrea: n = 101, Ethiopia: n = 44, Nigeria: n = 42, Somalia: n = 38, Syria: n = 15)

In the case of Eritrean nationals, the prima facie refugee status technically means that refugee status registration is not a determination of refugee status but is rather a procedural step necessitated by Sudan: Asylum Act 2014. In light of this fact the reduction in percentage of respondents in cohort Eritrea (at 64%) identifying as asylum seekers to those reporting a refugee status (at 43%) points towards the trend that many Eritreans opt to not apply for a refugee status in Sudan. Similar trend is also present in the case of responses to these questions in cohorts Ethiopia, Somalia and Syria.

Comparative Analysis of Motivations with Responses to Question on Refugee Status

This section presents the analysis of crosstabulations of responses to the question on initial reasons motivating migration out of the country of origin with responses to the question on refugee status. It aims at identifying trends in how respondents who self-identify as refugees (by choosing yes to the question: Do you have a refugee status?) differ in their responses to the reasons motivating them to leave their country of origin from those who do not self-identify as refugees. It is important to note here that the question on reasons motivating respondents to leave their country of origin does not distinguish between the measure of impact of one reason versus another. This limitation is discussed in chapter 2 under the section on limitation with regards to the use of Likert type questions. The terms “refugees”, “non-refugees” and “pending” used in the graphs below represent responses to the question on refugee status, corresponding with selection of “yes”, “no” and “pending” respectively, and are therefore not based on an actual determination of their status. It must also be noted here that this comparison is aimed at identifying trends in how respondents replying to the question on refugee status respond differently to prompts on motivations for initial migration and is in no way intended as a reflection on their self-reported status.

The following two Figures 4.11 and 4.12 graphically represent the responses received to the prompts on reasons for leaving country of origin.

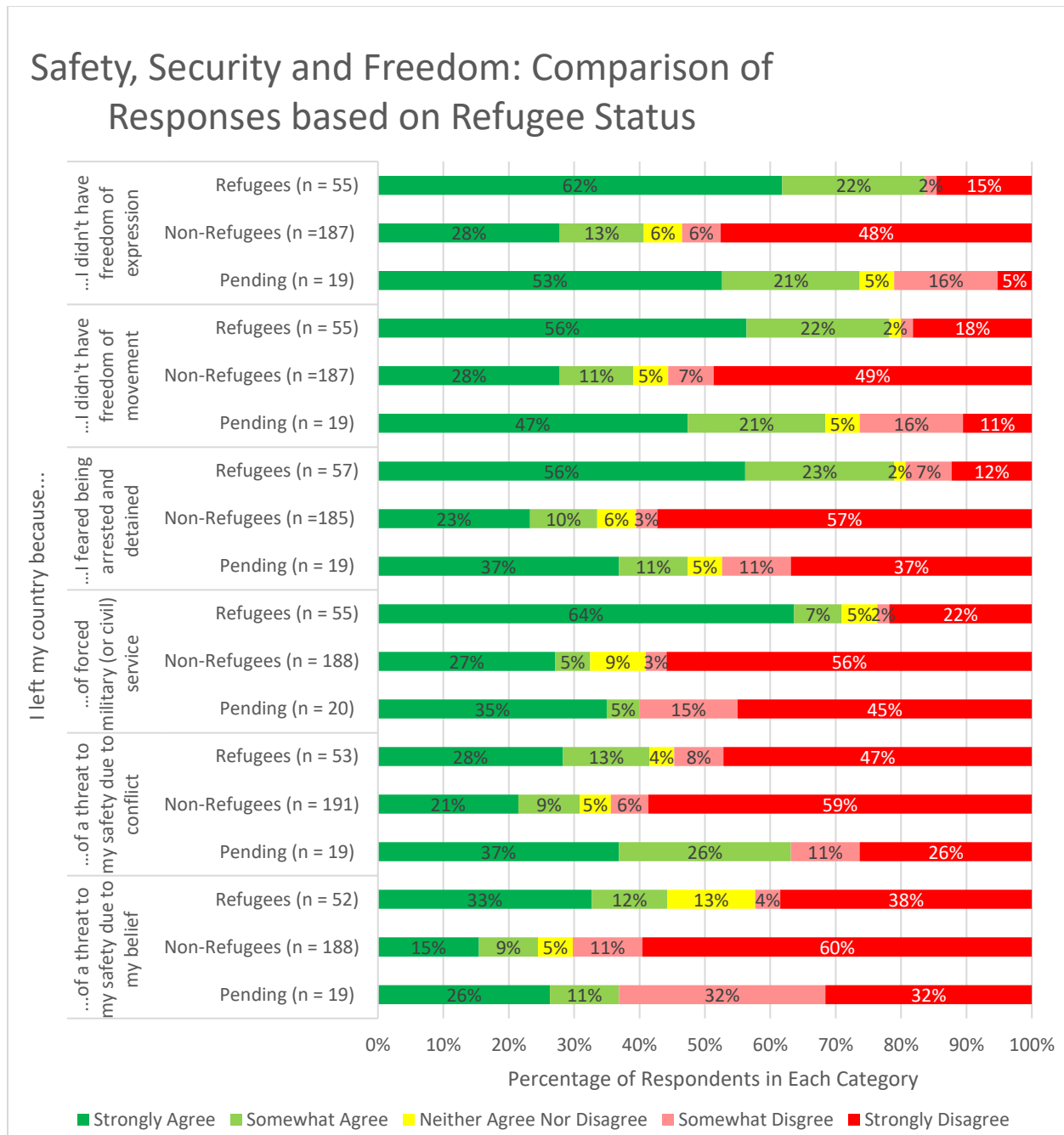


Figure 4.11 Comparison of responses to safety, security, and freedom related reasons for leaving country of origin as per responses to the question on refugee status. (Answers to question on refugee status represented as: Yes as refugees; No as non-refugees; Pending denotes application pending or under review. Q#6 x Q#15.2; n denotes number of overlapping responses in each case.)

Figure 4.11 covers the safety, security and freedom related reasons motivating migration, at the time of leaving the country of origin, and shows that respondents self-identifying as refugees and respondents' who say their refugee status / application is pending review identify more positively (higher percentages of strongly agree and somewhat agree) than those respondents who do not identify as refugees. This is

in line with the fact that most refugees and asylum seekers leave their countries of origin because of compelling safety, security and freedom related concerns. However, an interesting trend emerges when responses received to Financial and Economic reasons motivating migration are split between respondents self-identifying as refugees, as those respondents whose refugee status / application is pending review and those respondents who did not self-identify as refugees. This trend is depicted in Figure 4.12.

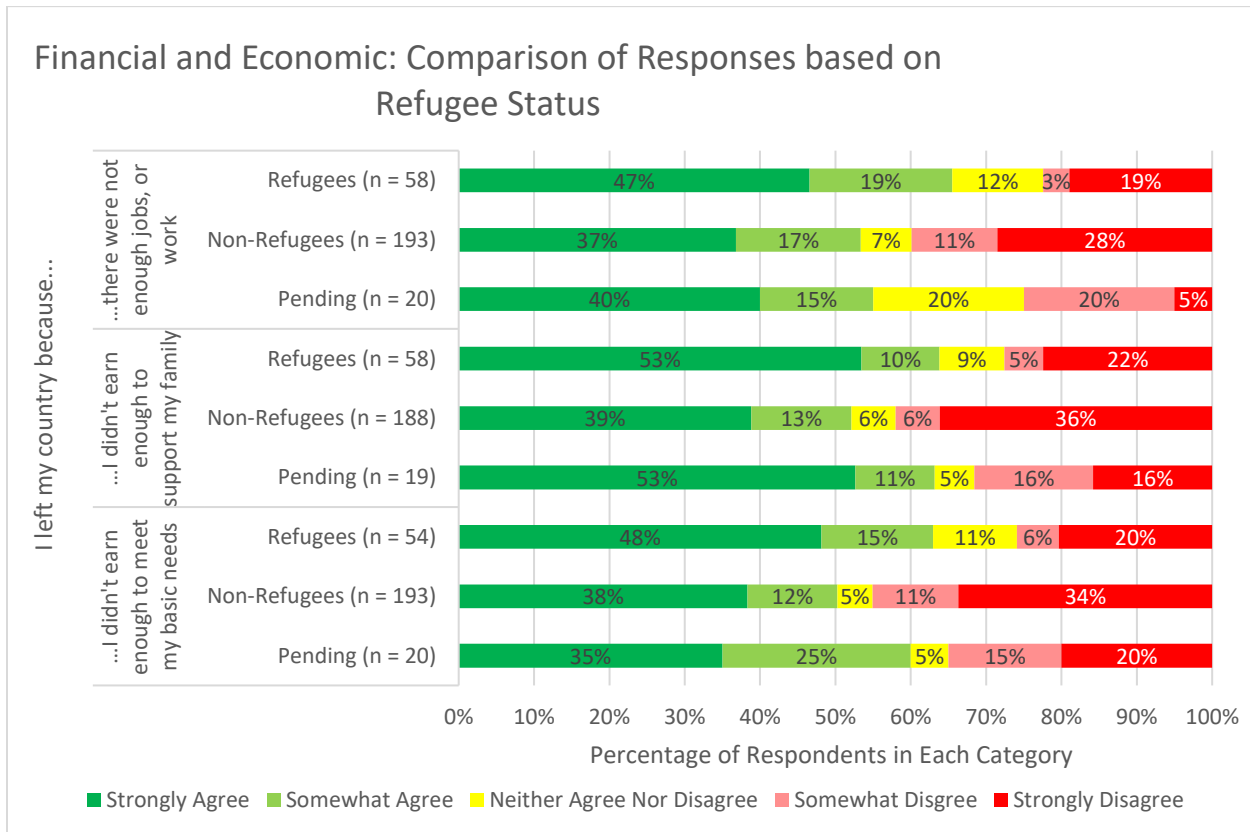


Figure 4.12 Comparison of responses to financial and economic reasons for leaving country of origin as per responses to the question on refugee status. (Answers to question on refugee status represented as: Yes as refugees; No as non-refugees; Pending denotes application pending or under review. Q#6 x Q#15.2; n denotes number of overlapping responses in each case.)

Figure 4.12 shows that, surprisingly, refugees and respondents whose refugee status/application is pending, respond with similar or stronger agreements (percentage of respondents in these cohorts choosing strongly agree and somewhat agree) than those respondents who are not refugees. This shows that financial and economic reasons matter to refugees and asylum seekers just as much as to those other migrants who are often referred to as “economic migrants”.¹⁷

These findings point towards another essential characteristic of mixed migration flows, that beyond the fact that they are composed of individuals with specific status as per the international law (refugees or

¹⁷ ‘Economic migrant’ here refers to the term in common usage in public discourse and is not a specific status.

asylum seekers) and those without such a status (other migrants), these individuals or groups can also have a mix of reasons that motivate them to migrate. Refugees and asylum seekers have well established rights as per the international law¹⁸, and these rights cover their migration and status as a migrant, in certain cases even before their individual applications have been processed (prima facie status). On the contrary rights of other migrants – during migration and after – are not covered under any widely-accepted instruments of international law, and primarily fall under each state’s national immigration laws.

Overall, financial or economic reasons come out as the strongest motivations for migration. However, it is pertinent to look at how respondents from different countries of origin reply to various prompts highlighting specific and contextual reasons for leaving their countries of origin. Following section provides a comparative analysis of reasons motivating migration as per top 5 countries of origin of migrants captured by this study.

Comparative Analysis as per Country of Origin

All of the prompts – and reasons – considered in this section (reasons motivating migration out of the country of origin) were chosen considering the various circumstances in countries of origin that contribute the most migrants to Sudan. This helped in simplifying the questionnaire, and so it is important to note here that rather than asking for all the possible reasons or motivations for migration, from a global context, the prompts were based on expected countries of origin that contribute significant number of migrants to Sudan. Although respondents were also provided with an option of writing/informing the surveyor of reasons not covered by the given options, only a few respondents opted to do so, and the text received was only giving specifics of the reasons otherwise provided in the prompts. For instance, one respondent wrote that he came to Sudan because he was offered a place in a football team, and had also chosen the option of having been provided with a job offer.

Several of the top countries of origin were largely expected to be covered in this study, as discussed in Chapter 2, and therefore a select number of prompts were specifically designed in light of this expectation. Therefore, in certain cases some targeted countries of origin can be considered a sort of control sample for testing and gauging the validity of responses generated by the prompt and of the assumptions they are based on.

For instance, Figure 4.13 shows replies to prompt “I left my country because of a threat to my safety due to conflict” as from all the respondents compared with the top 5 countries of origin. Migrants from Syria and Yemen were expected as the control group for this prompt. While migrants from Yemen (4 respondents, below 2% of overall sample size) don’t make it to the top 5 countries of origin in this study, they too expressed more agreement than disagreement with this specific prompt. Two respondents

¹⁸ 1951 Convention relating to the Status of Refugees, and its 1967 protocol, and other relevant regional instruments such as 1969 OAU convention.

whose country of origin was Yemen strongly agreed with this prompt, whereas one respondent each chose somewhat agree and strongly disagree. The respondent who chose strongly disagree had migrated to Sudan before the onset of current ongoing conflict in Yemen.

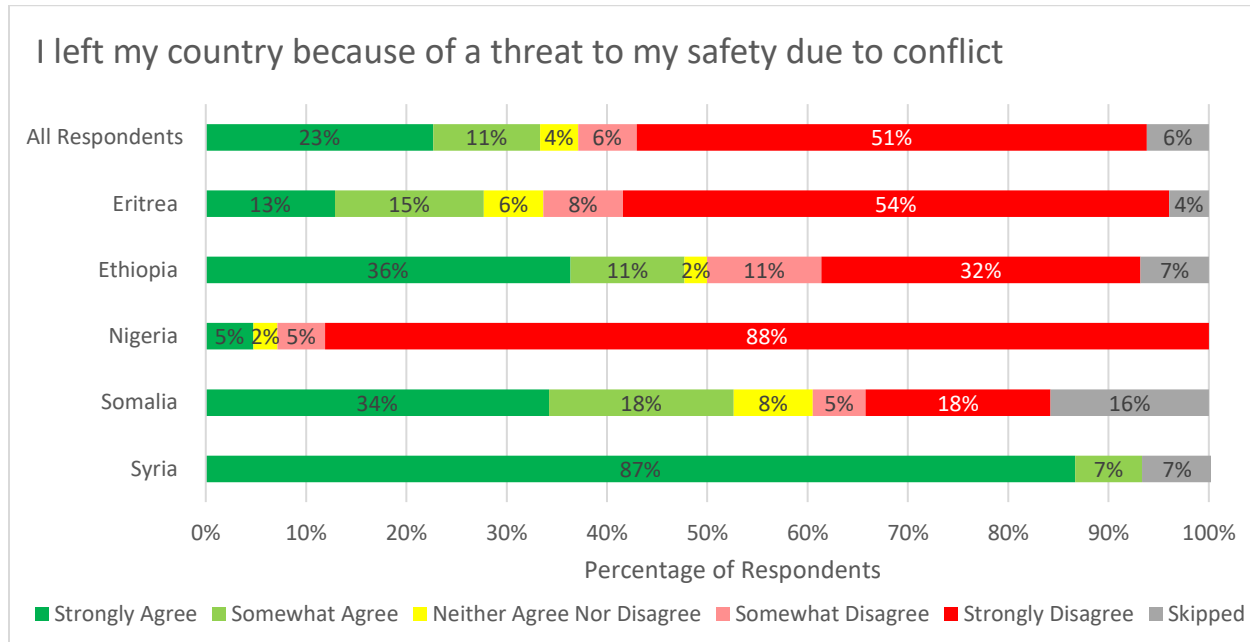


Figure 4.13 Comparison of responses to prompt on conflict between top 5 countries of origin. (Q#6.1, All Respondents: n = 291, Eritrea: n = 101, Ethiopia: n = 44, Nigeria: n = 42, Somalia: n = 38, Syria: n = 15)

From Figure 4.13 it is clear that respondents whose country of origin was Syria largely agreed with this prompt, considering both strongly agree (13 respondents) and somewhat agree (1 respondent). The earliest reported date of arrival for respondents whose country of origin was Syria was in 2011 (for two respondents). All other respondents whose country of origin was Syria, except for one respondent who skipped this question, the date of arrival to Sudan was in 2013 or later. This shows a strong relationship between the respondents' reply to this prompt and the fact that population of Syria has been affected by conflict and civil war since 2011. It is however important to note here that overall there were only fifteen respondents (5% of the entire sample size) whose country of origin was Syria, and therefore this – as other replies to questions by respondents whose country of origin was Syria – cannot be considered to represent all migrants from Syria residing in Khartoum.¹⁹

Another prompt with a clear context was one on forced military or civil service, presented as “I left my country because of forced military (or civil) service”. As shown in Figure 4.14 it is clear that the prompt garnered higher percentage of agreements from respondents whose country of origin was Eritrea.

¹⁹ For example, in separate communications – not part of this study – with Syrian migrants in Khartoum, a presence of Syrian migrants in Khartoum predating the ongoing conflict in Syria has also been recorded: for such migrants, the current conflict would not stand true as a motivation for why they left their country of origin.

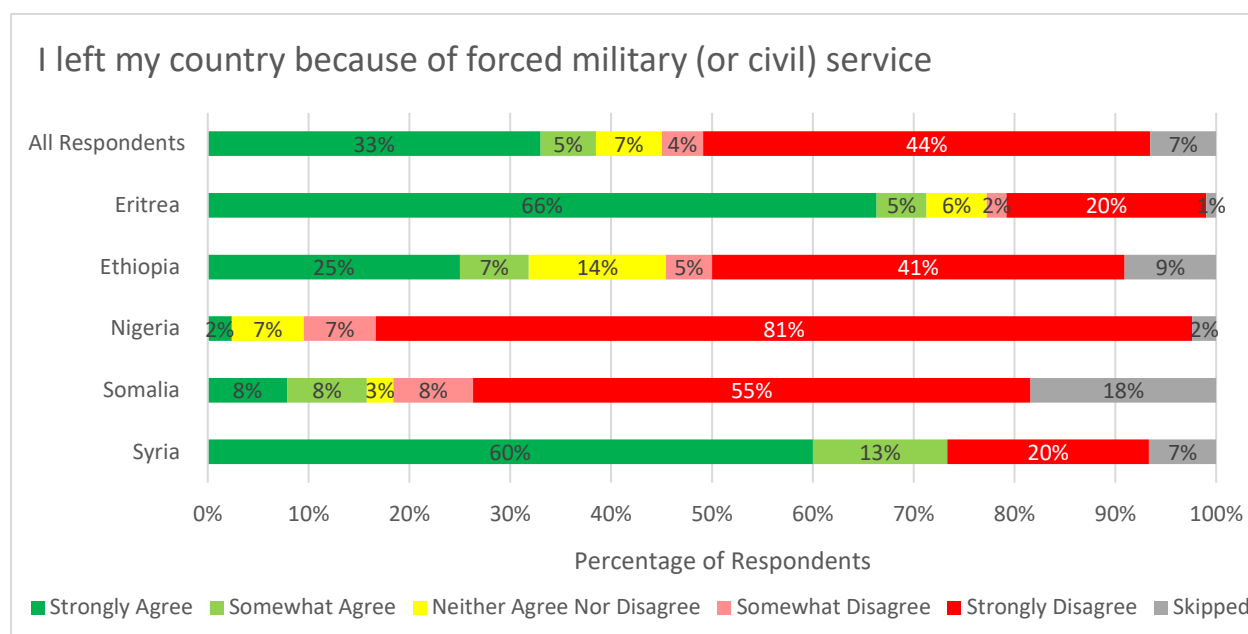


Figure 4.14 Comparison of responses to prompt on forced military or civil service between top 5 countries of origin. (Q#6.8, All Respondents: n = 291, Eritrea: n = 101, Ethiopia: n = 44, Nigeria: n = 42, Somalia: n = 38, Syria: n = 15)

A total of 71 per cent respondents whose country of origin was Eritrea expressed their overall agreement – strongly agree and somewhat agree – with the prompt. In this cohort 66 per cent respondents chose ‘strongly agree’ whereas 5 per cent chose ‘somewhat agree’. However, 20 per cent of the respondents whose country of origin was Eritrea chose ‘strongly disagree’. This might be understood by considering different timelines of migration, as some respondents who reported their nationality as Eritrean had arrived in Sudan as long ago as 1977²⁰. Beyond this, the finding clearly reflects the complex nature of reasons that motivate people to migrate.

Another interesting observation is that 60 per cent of the respondents whose country of origin was Syria also strongly agreed with this prompt. Eight out of nine respondents who strongly agreed in this category were male.

A similar trend was observed with another prompt, “I left my country because I feared being arrested and detained”, whereby 67 per cent of the respondents whose country of origin was Syria strongly agreed with it. In contrast, only 46 per cent of the respondents whose country of origin was Eritrea – the intended control group – strongly agreed with this prompt, as shown in Figure 4.15 below. Amongst respondents from Ethiopia 30 per cent strongly agreed, whereas 18 per cent somewhat agreed making a total of 48 per cent overall agreement.

²⁰ One respondent arrived to Sudan in 1977, two in 1980 and one in 1984, making about 4% of all the respondents reporting Eritrea as their country of origin, whereas rest of all who reported a date of arrival had reported dates of arrival to Sudan after 2004.

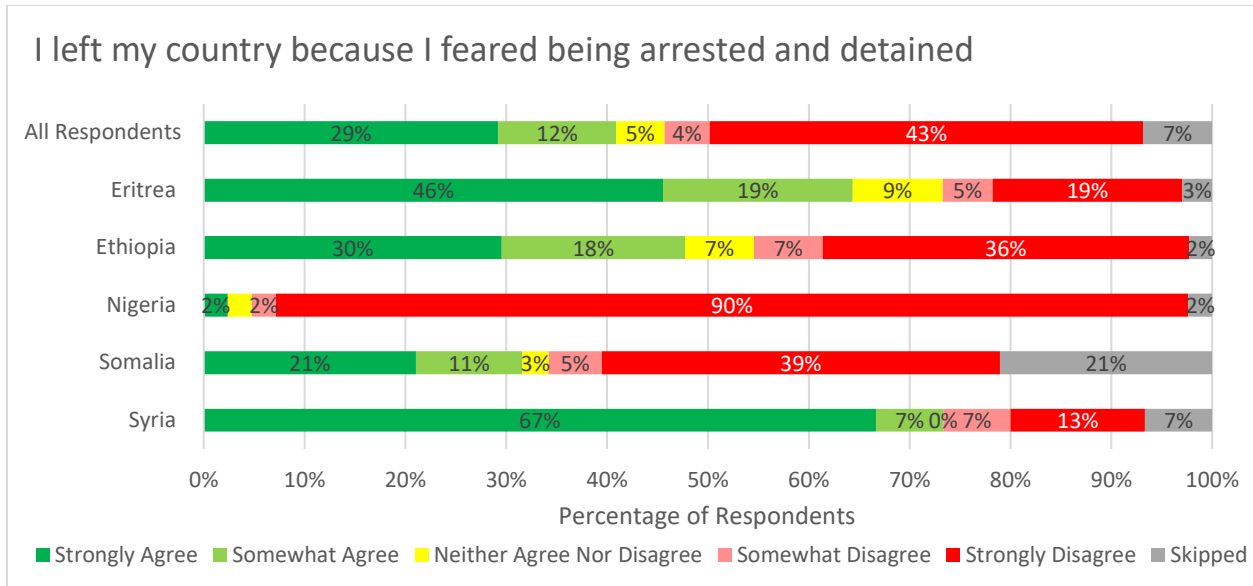


Figure 4.15 Comparison of responses to prompt on arbitrary arrest and detention between top 5 countries of origin. (Q#6.14, All Respondents: n = 291, Eritrea: n = 101, Ethiopia: n = 44, Nigeria: n = 42, Somalia: n = 38, Syria: n = 15)

In what comes to the economic and financial reasons that motivate people to migrate, Figure 4.16 shows the breakdown of responses for the top 5 countries of origin, for the prompt that garners the most overall agreements from all respondents as discussed in the beginning of this chapter.

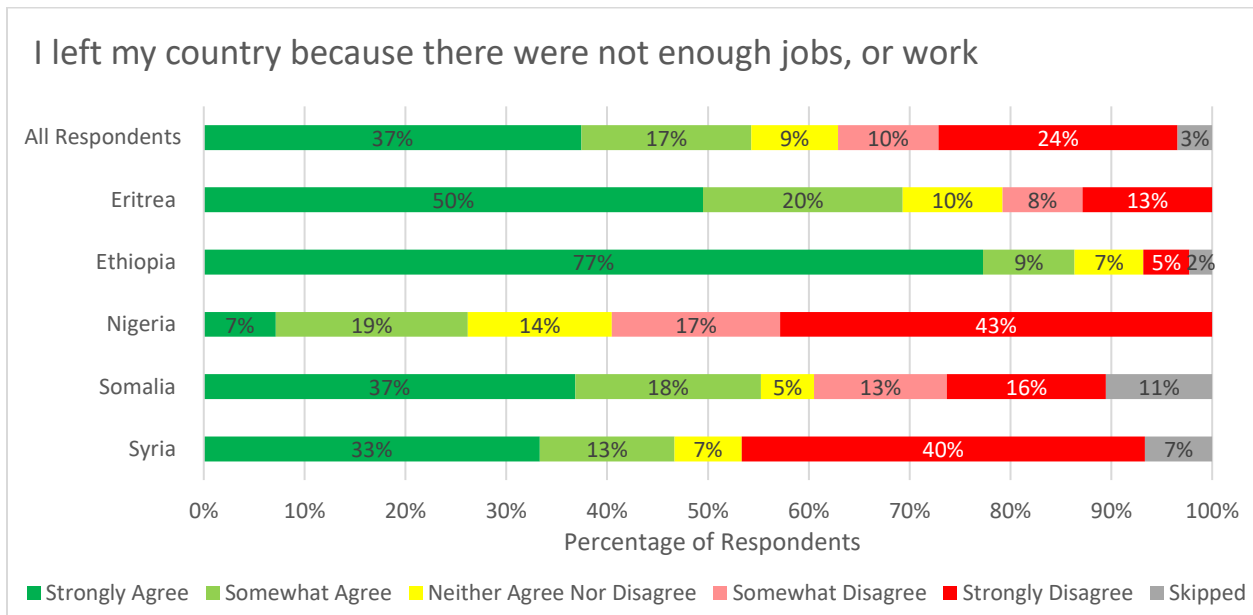


Figure 4.16 Comparison of responses to prompt on jobs/work between top 5 countries of origin. (Q#6.5, All Respondents: n = 291, Eritrea: n = 101, Ethiopia: n = 44, Nigeria: n = 42, Somalia: n = 38, Syria: n = 15)

For this prompt, respondents whose country of origin was Ethiopia respond with the highest overall agreement with 77 per cent of respondents in this cohort replying as “strongly agree” and an additional 9 per cent replying as “somewhat agree”, which indicates that 86 per cent of respondents migrating from Ethiopia left their country because jobs or work were lacking.

This prompt overall also elicited more agreements than disagreements from respondents whose country of origin was Eritrea (with 70% overall agreement), and Somalia (with 56% responses overall in agreement). Respondents whose country of origin was Nigeria strongly disagreed with this prompt with 43 per cent of respondents from that cohort replying as strongly disagree. Only 7 per cent of the respondents in this cohort replied as strongly agree and the overall agreement of 26 per cent was the lowest this prompt received from any cohort in the top 5 countries of origin. However, this should be considered in light of the fact that a considerably larger proportion of respondents whose country of origin was Nigeria were students. 69 per cent of this cohort responded to be currently studying/enrolled in Khartoum. Figure 4.17 below shows the proportion of students amongst respondents from top 5 countries of origin.

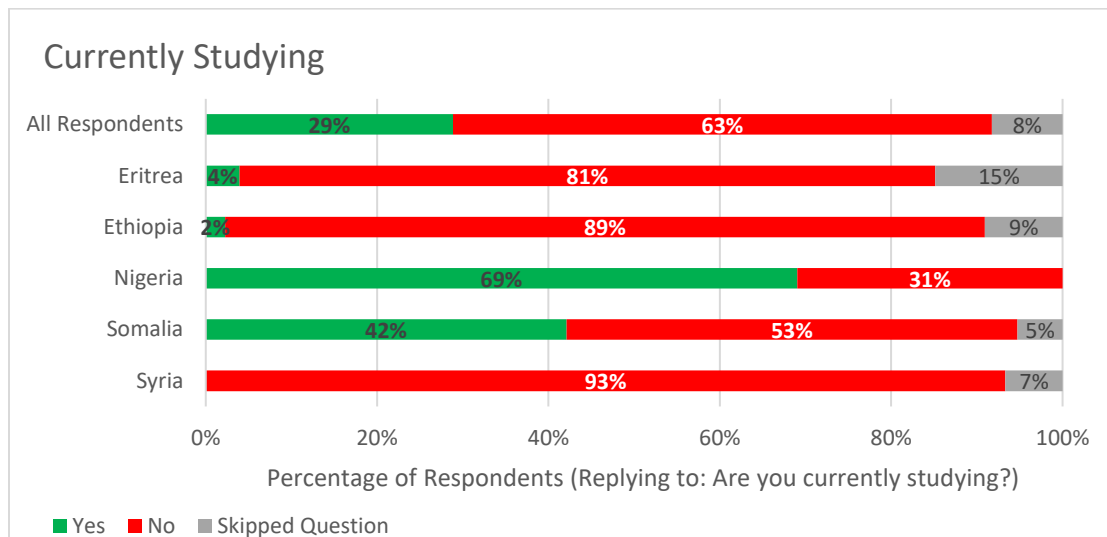


Figure 4.17 Comparison of students amongst respondents from top 5 countries of origin. (Q#1.9, All Respondents: n = 291, Eritrea: n = 101, Ethiopia: n = 44, Nigeria: n = 42, Somalia: n = 38, Syria: n = 15)

This shows that respondents whose country of origin was Nigeria or Somalia had a considerably higher proportion of students. Considering that studying abroad requires more resources than studying locally, it can be assumed that most students would have had access to required finances to be studying in Khartoum, either via family’s financial support or via scholarships. In light of this it is important to note here that these factors might have overall influenced responses from respondents whose country of origin was Nigeria or Somalia (especially as discussed in the follow-up to Figure 4.19).

Figure 4.18 shows prompt “I left my country because I did not earn enough to support my family” which garnered the highest percentage of “strongly agree” replies from all the respondents.

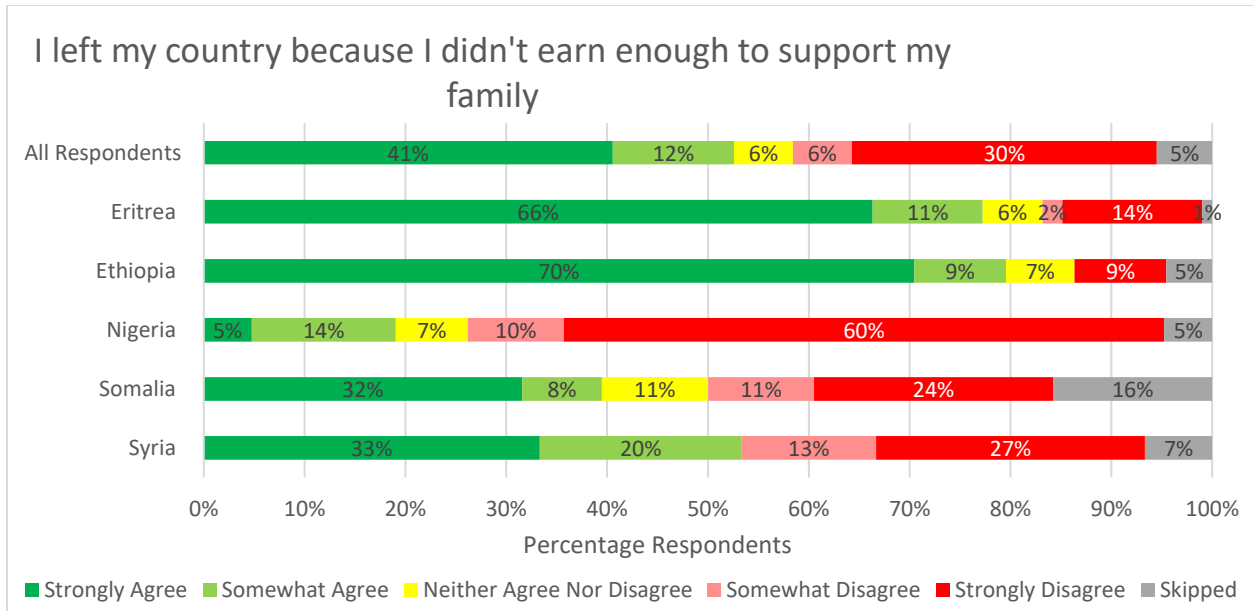


Figure 4.18 Comparison of responses to prompt on not earning enough to support family between top 5 countries of origin. (Q#6.7, All Respondents: n = 291, Eritrea: n = 101, Ethiopia: n = 44, Nigeria: n = 42, Somalia: n = 38, Syria: n = 15)

Highest percentage of respondents whose country of origin was Ethiopia replied in agreements (79%: strongly agree and somewhat agree considered together), whereas the second highest percentage of respondents agreeing were those whose country of origin was Eritrea (77%). Once again respondents whose country of origin was Nigeria show the lowest agreements and highest percentage of replies in strongly disagree category, which can also be attributed to a higher prevalence of students in that cohort.

This can be tested by considering the prompt “I left my country because I wanted to study abroad”, as shown in Figure 4.19 below.

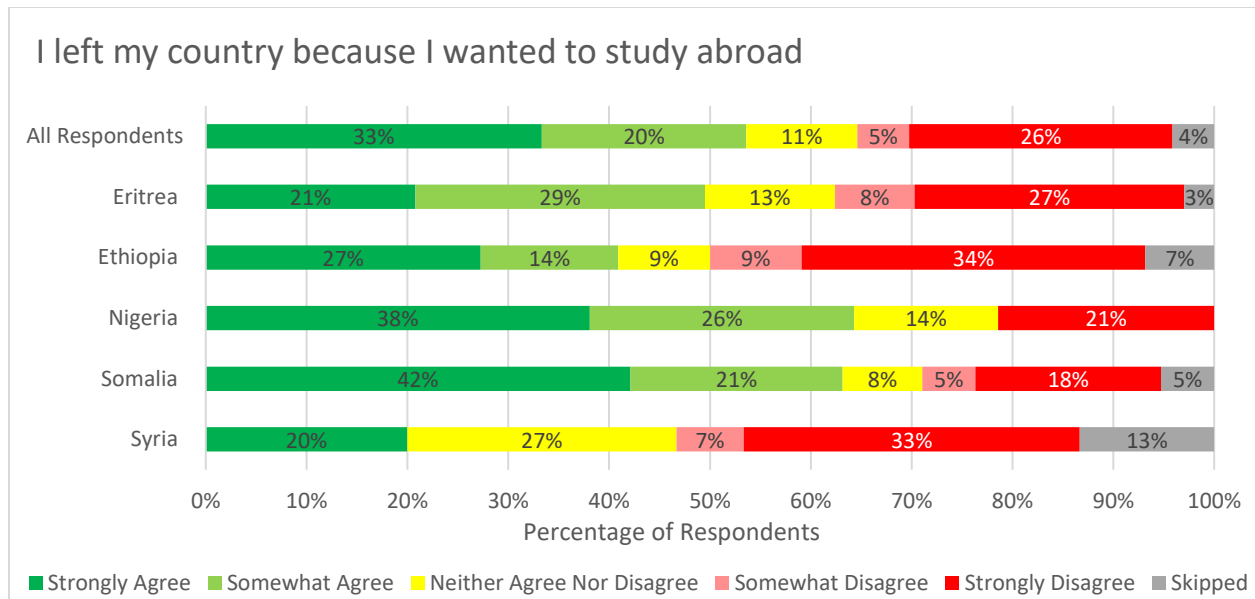


Figure 4.19 Comparison of responses to prompt on studying abroad between top 5 countries of origin. (Q#6.3, All Respondents: n = 291, Eritrea: n = 101, Ethiopia: n = 44, Nigeria: n = 42, Somalia: n = 38, Syria: n = 15)

As seen in Figure 4.19, respondents whose country of origin was Nigeria show the highest levels of overall agreement, and give lowest responses in disagreement. A similar trend is received for respondents whose country of origin was Somalia. Respondents from Nigeria and Somalia form the only two cohorts to have more than 50 per cent of the respondents agreeing with education or studying abroad as a reason for leaving country of origin, and the spike is explainable as a bias resulting from a higher percentage of students captured in these cohorts. A wide range of respondents from other countries of origin also show considerable interest in education or studying abroad as a motivator of migration.

Intentions Before Migration to Sudan

“I left my country in search for a better life and job, I decided to come to Sudan because it’s our first point to plan journey to Europe: land of job and better life. I had already gathered information from those who left before and I was communicating with them, friends and relatives informed me that they arrived in Sudan and were earning, they encouraged me that I could make it without even passport so long as I get enough ‘Birr’ money for the agents ‘mukhalas’.”

- Ethiopian, Male, 21

This section presents the findings from a Likert type question that was dedicated to explore the initial intentions at the time of leaving the country of origin. The aim is to understand if migrants consider Sudan a destination or a transit country at the very onset of their migration. This is also linked with an element of decision making by asking about planning in terms of intended destinations. Figure 4.20 represents responses received to the set of questions on intentions and decision making at the time of leaving the country of origin.

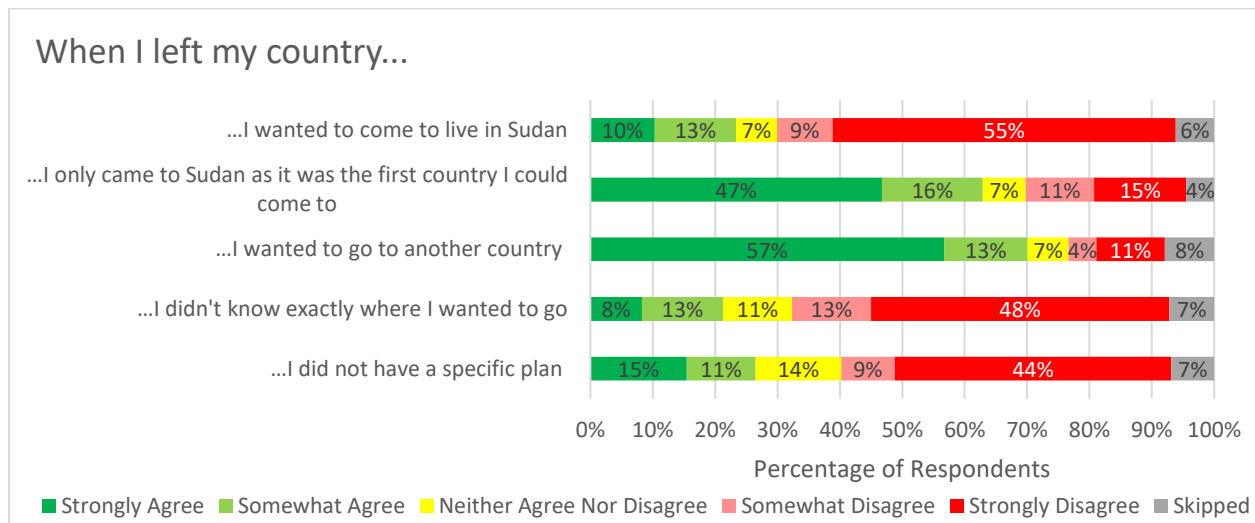


Figure 4.20 Intentions and decision making at the time of leaving the country of origin. (Q#13, n = 291)

From Figure 4.20 it can be deduced that only a minority of respondents (23%) agree that they wanted to come to live in Sudan, indicating Sudan as a destination country. Whereas, a majority of respondents (63%

and 70% respectively) agree that they migrated to Sudan because it was the first country they could go to, and that they had wanted to go to another country. Furthermore, a majority (61% and 53% respectively) disagree with the negative prompts indicating that they knew where they wanted to and that they had specific plans. This shows that a majority of respondents did not consider Sudan as a destination country, as will come up again in Chapter 6, and that they clearly demonstrate an understanding of Sudan as a transit country along migration routes.

Figure 4.21 shows country wise breakdown of responses to the question on migration intentions which asks respondents about how much do they agree or disagree with a prompt that reads: “When I left my country I wanted to come to live in Sudan”.

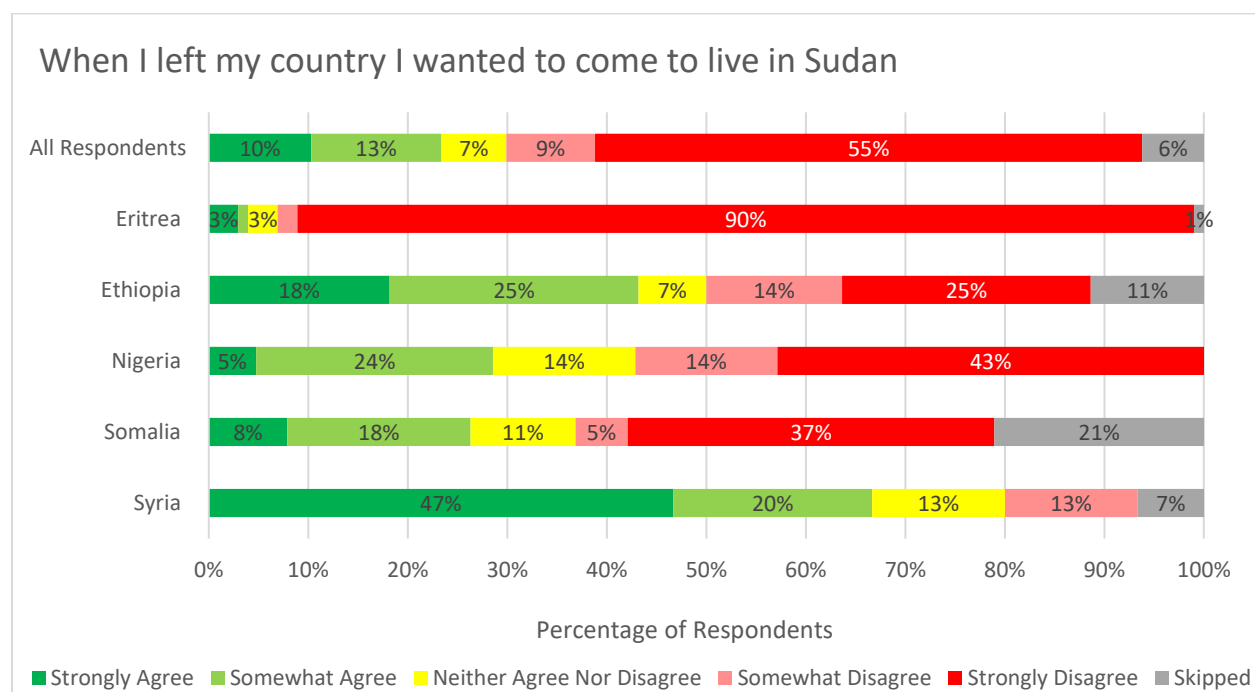


Figure 4.21 Comparison of responses to prompt on Sudan as an intended destination as per respondents from top 5 countries of origin. (Q#13.1, All Respondents: n = 291, Eritrea: n = 101, Ethiopia: n = 44, Nigeria: n = 42, Somalia: n = 38, Syria: n = 15)

This prompt was particularly worded as such to emphasize on Sudan as a country where respondents would consider to settle – and hence live – in contrast to the following prompts that ask about Sudan as a country in transit. From the responses above it is clear that a majority of respondents 55% did not intend to come to Sudan to live here, as is marked by their strong disagreement to the prompt.

When considered individually for the top 5 countries of origin, it seems that an overwhelming majority (90% strongly disagree) of the respondents whose country of origin was Eritrea did not intend to stay in Sudan even while they left their country and came to Sudan. This is in sharp contrast with every other cohort, especially with those respondents whose country of origin was Ethiopia as only 25 per cent of the

respondents in that cohort strongly disagree. Whereas, a considerably higher proportion of respondents is distributed amongst the agreement categories as 18 per cent strongly agree and 25 per cent somewhat agree. The contrast here between respondents whose country of origin was Eritrea and those whose country of origin was Ethiopia is interesting considering the geographical proximity of both states and the location of Sudan as a natural point along northward migration routes. This reflects the trend observed in the cases of migrants crossing Mediterranean via Central Mediterranean Route, as Eritreans are highly represented amongst arrivals in Italy. This contrast also identifies a lack of intention of migrants from Eritrea to stay in Sudan, to live or settle, even at the onset of the migration from country of origin. The only cohort showing considerably higher percentage of respondents agreeing with this prompt was amongst respondents from Syria, where 67 per cent of the respondents agreed overall (47% strongly agree and 20% somewhat agree).

This brings up the next question: are migrants coming to Sudan because this is the first or one of the few countries they can easily come to? Figure 4.22 shows replies to the prompt “When I left my country I only came to Sudan as it was the first country I could come to”.

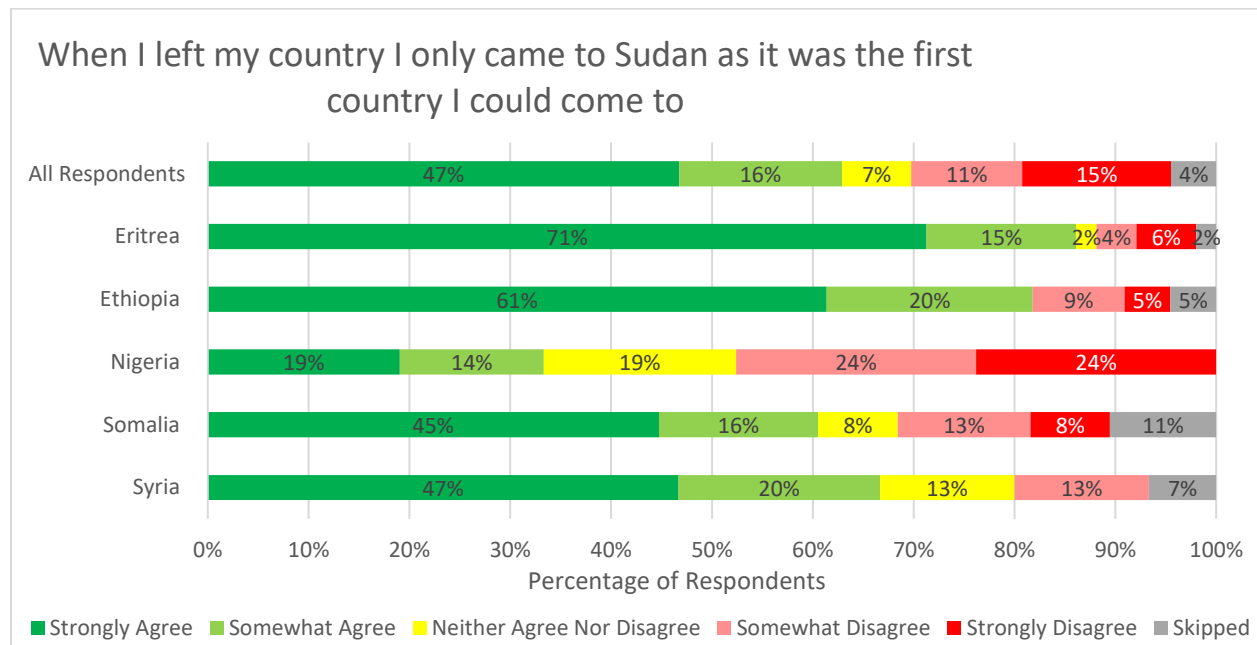


Figure 4.22 Comparison of responses to the prompt on Sudan as the first possible country to migrate between respondents from top 5 countries of origin. (Q#13.2, All Respondents: n = 291, Eritrea: n = 101, Ethiopia: n = 44, Nigeria: n = 42, Somalia: n = 38, Syria: n = 15)

From the responses to this prompt it is clear that a vast majority (71%) of respondents whose country of origin was Eritrea are shifting from strongly disagree with “...I wanted to come to live in Sudan” to strongly agree with “...I only came to Sudan as it was the first country I could come to”. This seems highly plausible considering the geographical facts, as any exit out of Eritrea across land borders will either happen towards Sudan or Ethiopia.

Similar replies to this prompt were received from respondents whose country of origin was Ethiopia, despite the differences in replies to the previous prompt, further establishing the fact that migration to Sudan might also be driven by easy cross border access.

Respondents whose country of origin was Somalia had a similar trend as respondents whose country of origin was Eritrea, albeit not as strong, as the largest segment of respondents (37%) who strongly disagreed with Sudan as a country where they intended to live, shifts to a larger segment (45%) expressing strong agreement with the statement on Sudan as the first country they could have come to. From a geographical perspective, this makes little sense, as migrants from Somalia coming to Sudan via land route would have already transited through at least one other country. However, in this case other factors like social and religious correspondence between Somalia and Sudan might also have influenced respondents from Somalia to report that Sudan was the first country they could have come to.

Respondents whose country of origin was Syria responded to both prompts in the exact same way. Perhaps, the responses to these prompts are understandable if two points are considered. First is the fact that while choice of migration to Sudan from Syria is not bound by geographical factors, it could have been made easier by the fact that Syrian nationals don't require a visa to travel to Sudan. Second is that more than one respondents from Syria specifically mentioned the role of an organization – an unnamed charity organization or NGO – that provided them and their family with air fare to travel to Sudan for safety. In light of these two points responses to the second prompt by respondents from Syria can be understood, as visa free access coupled with financial aid might have made Sudan one of the few countries they could easily migrate to.

Finally, in line with these findings, it is pertinent to note here that Sudan also ranks high amongst both the list of countries that respondents consider easy to migrate to formally as well as informally, which is covered in Chapter 7 on routes.

To consider the role of Sudan as a transit country, Figure 4.23 presents the responses to the prompt “When I left my country I wanted to go to another country”.

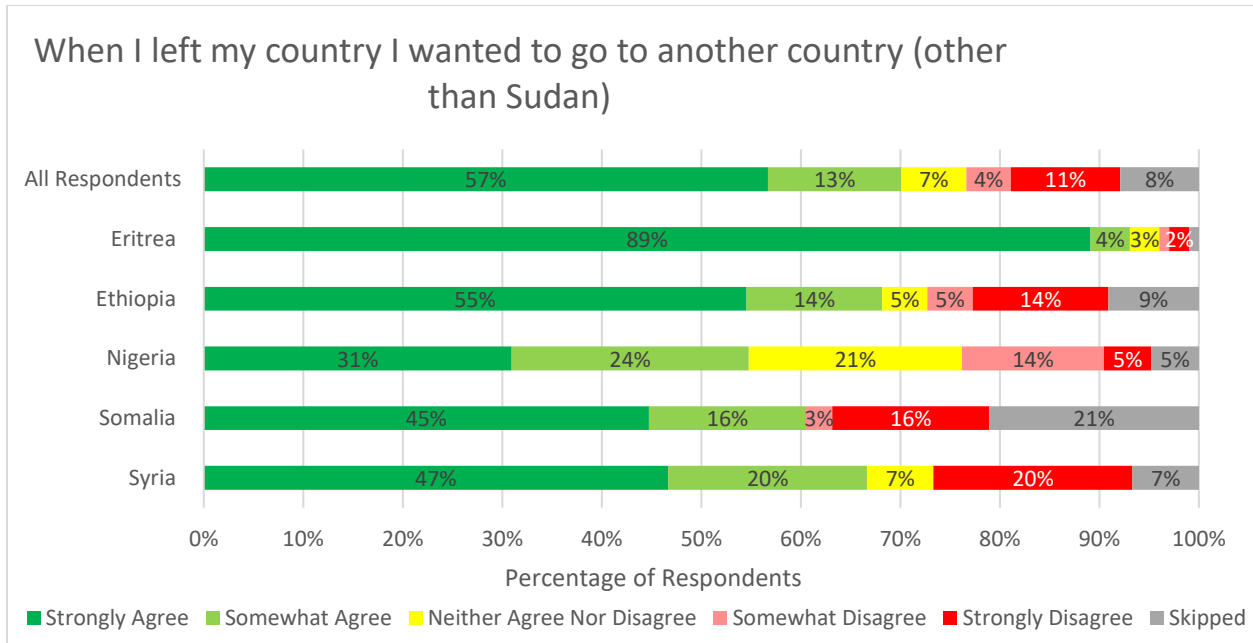


Figure 4.23 Comparison of responses to the prompt on intention of migrating elsewhere than Sudan at the onset of migration between respondents from top 5 countries of origin. (Q#13.3, All Respondents: n = 291, Eritrea: n = 101, Ethiopia: n = 44, Nigeria: n = 42, Somalia: n = 38, Syria: n = 15)

This prompt was in continuation with the previous two prompts. It followed the logic that if Sudan was not the initial intended destination to live or settle in, and was perhaps merely the first country that they could easily come to. Then did they consider another country as their intended destination even at the very onset of leaving their country of origin?

The overall strong agreements garnered by this prompt depict that Sudan, from the very start of the migration, is more likely to be thought of as a transit country rather than a destination. This is especially significant in the case of respondents whose country of origin was Eritrea as 93 per cent of the respondents in this cohort agree that they wanted to go to another country (other than Sudan) when they left Eritrea.

This trend is in close agreement with responses to the previous two prompts, and in light of the statistics of arrivals in Italy across Mediterranean via Central Mediterranean route – as Eritreans accounted for the highest number of arrivals in 2015 and are second highest in 2016 – confirm that Sudan is a transit country.

Chapter Conclusions: Towards Sudan

Overall financial and economic reasons played a strong role in motivating migration for a majority of respondents. This was evident from the fact that a majority of respondents agreed that they left their country of origin because there were not enough jobs or work opportunities available. The third top reason chosen by most respondents for leaving their country of origin was that they did not earn enough to support their families. Similarly, the fourth top reason to motivate the most number of respondents to migrate was that they did not earn enough to meet their basic needs in their country of origin. Yet, a promise of jobs in Sudan emerged at the very bottom of the list of reasons motivating migration.

Safety, security and freedom related reasons also played a crucial role in motivating migration, emerging at the second place as a category. An interesting trend to emerge was that a larger proportion of respondents identified lack of freedom of expression and movement as their reasons for leaving their country of origin putting these at fifth and sixth top spots respectively. Fear of arbitrary arrest or detention, forced military (or civil) service, a threat to their safety due to conflict and a threat to safety due to belief ranked between eighth to eleventh top reasons.

From the ‘other reasons’ category, a desire to study abroad emerged at the second spot. Another important reason from this category was a desire to access better healthcare which emerged at the seventh spot. Whereas, environmental reasons came at the second last or fourteenth spot. Finally, the role of family and relatives as motivators of migration did not emerge as significant. The desire to join family living abroad came at twelfth spot, whereas only a minority of respondents had migrated because their families were migrating making this the thirteenth reason out of a total of fifteen.

These trends when considered together portray a complex picture of reasons that motivate people to migrate. Even in the case of cohorts for whom safety, security and freedom related motivations for migration were well known – asylum seekers and refugees from Syria and Eritrea – financial and economic concerns in terms of availability of jobs or work and opportunities to earn enough to meet basic needs and to support family emerged just as high as for those not affected by adverse safety and security circumstances in the country of origin.

The sample covered by the study was representative of mixed migration as it was composed of asylum seekers, refugees and other migrants, and also presented a mix of motivations for migration for each of these groups. The study showed that while refugees and asylum seekers by the virtue of these terms’ legal definitions – as acknowledged and defined under the various conventions and other instruments of international law – are individuals eligible for, and have a right to international protection, their motivations for migration could be similar to those of other migrants’. This was evident in the comparison of reasons motivating migration from Eritrea with reasons motivating migration from Ethiopia.

Comparative analysis of responses from respondents self-identifying as refugees and asylum seekers with those without a status indicated that mixed migration is not only a mix flow of different types

of migrants (refugees, asylum seekers and ‘economic migrants’) but that irrespective of the status individuals could be motivated by a mix of reasons for migration. Furthermore, motivations for migration can evolve en route, as refugees or asylum seekers upon reaching safety and after obtaining protection might migrate onwards due to financial and economic reasons. Another trend to emerge was that a considerable proportion of respondents who considered themselves to be asylum seekers had not applied for refugee status in Sudan. This trend was most clearly identified in the case of respondents from Eritrea. Despite the *prima facie* or refugee status granted on a group basis – that does not require a status determination process – nearly half of the respondents from Eritrea who identified as asylum seekers had not registered as refugees.

A majority of respondents identified that even at the onset of their migration to Sudan they had little intention of settling in Sudan for living. Similarly, a majority of respondents agreed that they migrated to Sudan only because it was the first country they could have migrated to. Furthermore, they expressed that even at the onset of their migration towards Sudan they had wanted to migrate elsewhere. This strongly suggested that most migrants consider Sudan a transit country along the migration routes.

5. In Sudan

“Life in Sudan is very tough for Syrians; they beg their fellow Muslim brothers and sisters for food and money. I don’t want to return to Syria because our home and properties were destroyed. There are many friends that travel out of Sudan, they take the road to cross the border, I don’t want to follow them because I have children and relatives that I don’t want to leave behind.”

- *Syrian, Male, 28*

This chapter presents the analysis of responses to the questions on circumstances of migrants’ life in Khartoum. It considers the same set of initial motivations for migration at the time of leaving the country of origin in the context of life in Khartoum. It presents analysis of the reasons that motivated respondents to migrate to Sudan with an aim of understanding if those reasons or circumstances leading to those reasons have changed or not after migration. Part of the analysis is aimed at understanding the impact of migration on respondents’ financial and economic circumstances, with a focus on jobs, and earning opportunities. Findings discussed also look at how these changes in light of the initial motivations for migration shape the respondents’ intentions of settling or living in Khartoum in comparison to intentions of onward migration from Sudan.

Motivations After Living in Khartoum

A Likert type question was used to inquire respondents about their life in Khartoum. The prompts used in this question directly corresponded with the prompts used in the Likert type question on initial motivation for leaving country of origin, as discussed in Chapter 4. The aim was to understand whether the reasons motivating respondents to initially migrate were resolved, and if the associated expectations were met. The underlying assumption is that most migrants decide to settle in the country they have migrated to if the reasons or motivations behind their decision to leave their country of origin were met. Perhaps, if these initial reasons or motivations for migration were not addressed it might result in motivation for onward migration or a desire to return back to the country of origin.

As discussed, each of the prompts depicted in Figure 5.1 is related to a distinct set of prompts on reasons motivating initial migration as depicted in Figure 4.1 in Chapter 4. “After migrating to Khartoum I feel safe” corresponds to two prompts from safety, security and freedom related reasons. These two prompts are: I left my country because of a threat to my safety (a) due to conflict, (b) due to my belief. “After migrating to Khartoum I feel more free than in my own country” corresponds to the two prompts on freedom of expression and movement. “After migrating to Khartoum I earn enough to meet my basic needs” corresponds to the same prompt on initial reasons for migration “I left my country because I did not earn enough to meet my basic needs”. Similarly, the prompt on “access to healthcare” corresponds to “I left my country because I wanted to have access to better healthcare”. Finally, the prompt: “After migrating to Khartoum I am more satisfied with my current life than before coming here” is designed to roughly gauge the general impact of migration, as it draws a comparison between the life before and after migration.

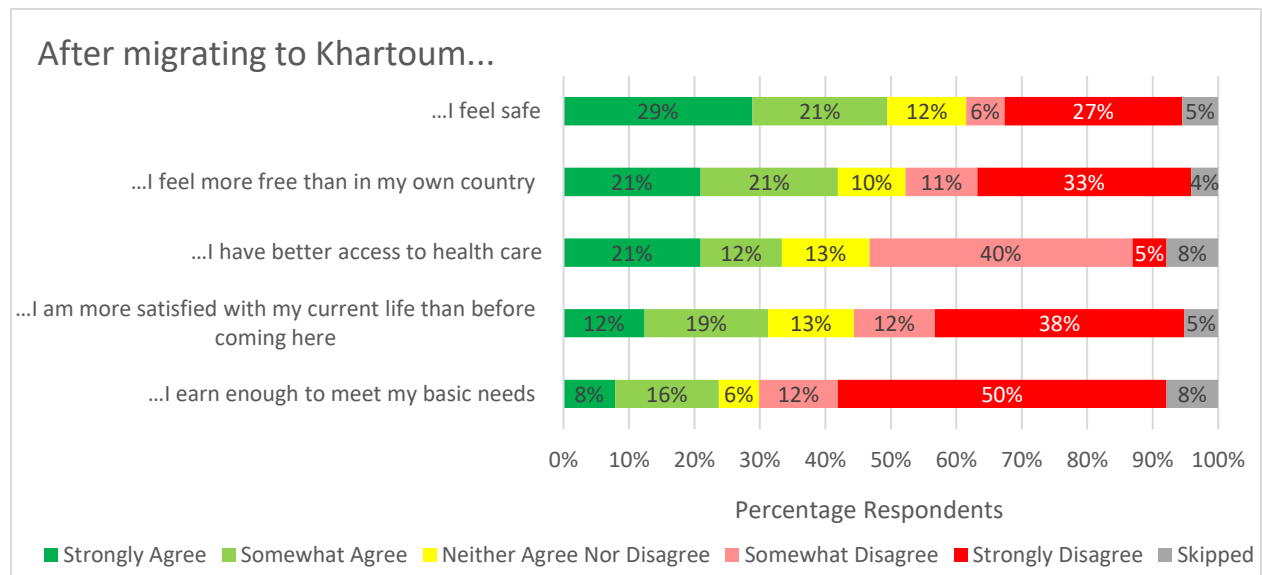


Figure 5.1 Responses to the prompts on status of motivations after migration to Sudan. (Q#10, All Respondents: n = 291)

This shows that the only prompt to garner favorable responses with nearly 50 per cent of the respondents replying in agreement is related to feeling of safety in Khartoum. For detailed analysis, each prompt depicted in Figure 5.1 is subsequently compared with the corresponding prompts in the question on initial reasons motivating migration from the country of origin in the following section on comparative analysis.

Comparative Analysis: Circumstances in the Country of Origin versus Khartoum, Sudan

Figure 5.2 shows two prompts from initial reasons motivating migration out of the country of origin with the corresponding prompt on feeling of safety in Khartoum. Respondents in agreement with the first two prompts are identifying with safety concerns as reasons for leaving their country of origin

(34% with prompt on conflict, and 27% with prompt on belief). Whereas, the third prompt is on feeling of safety in Khartoum, and although 50 per cent of the respondents express that they feel safe in Khartoum, further analysis is required to elaborate this trend, as it is not a direct comparison. The question is: Are the respondents reporting feeling safe in Khartoum actually those who left because of safety concerns, or are the trends unrelated?

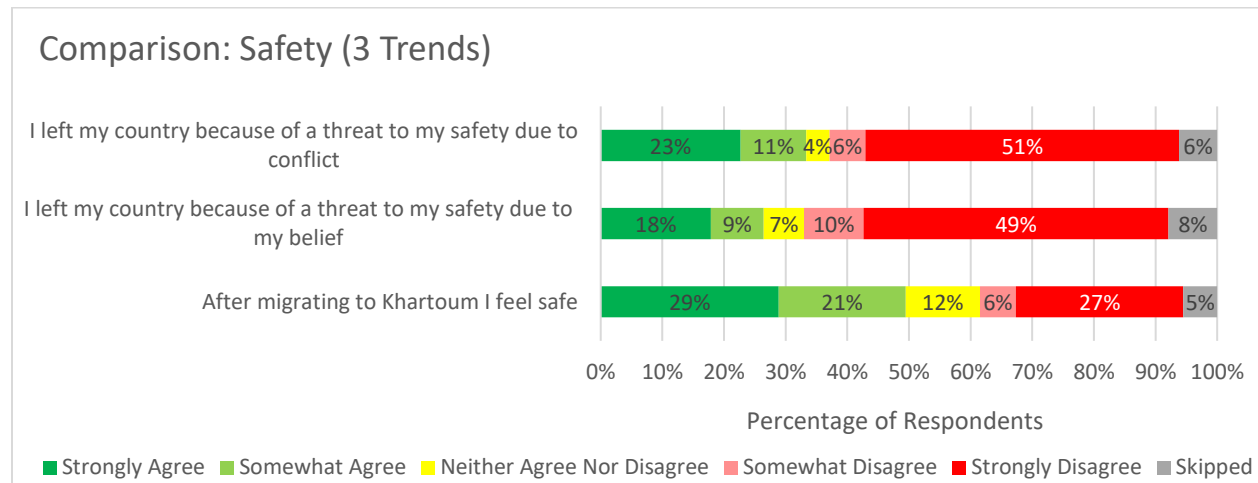


Figure 5.2 Comparison of responses to the prompt on feeling of safety after migrating to Khartoum with safety related prompts on reasons for leaving the country of origin. (Q#6 x Q#10, All Respondents: n = 291)

Figure 5.3 graphically depicts the cross-tabulation of replies to the prompts on “threat to safety due to conflict” with “feeling safe in Khartoum”, to see if respondents who left their country of origin because of a threat to their safety due to conflict now feel safe in Khartoum. Responses to the prompt “I left my country because of a threat to my safety due to conflict” are depicted in each individual row ranging from strongly agree (first row) to strongly disagree (last row). Each of these rows is divided in different shades of colors depicting respondents’ agreements or disagreements to the subsequent prompt “After migrating to Khartoum I feel safe”.

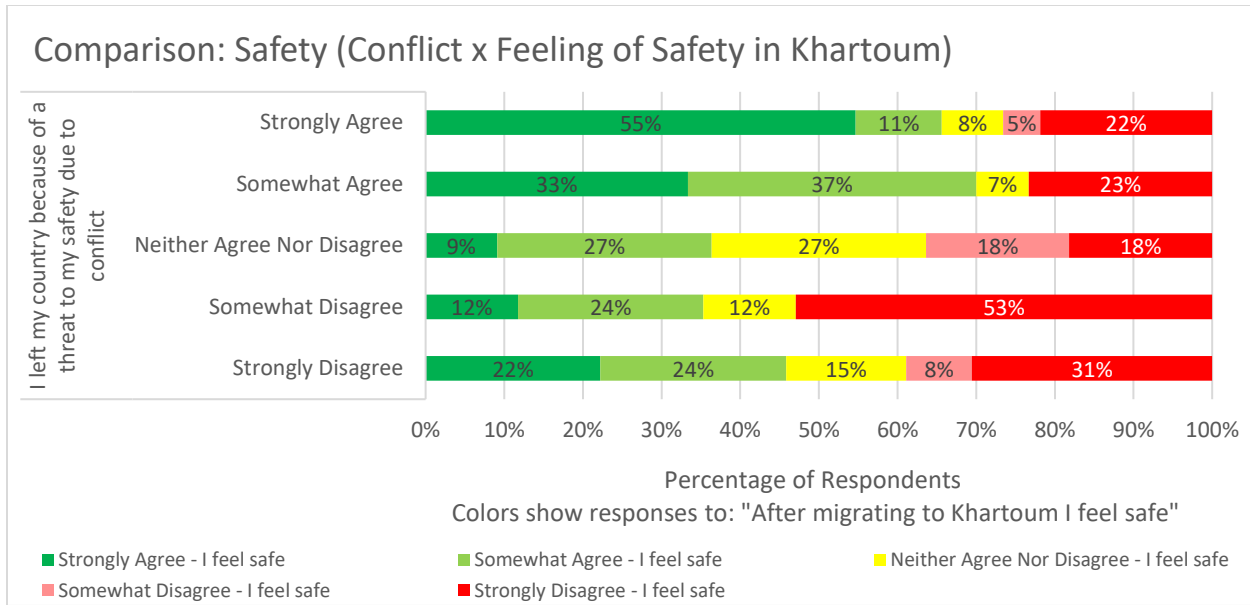


Figure 5.3 Comparison of responses to prompts on feeling of safety after migrating to Khartoum with prompt on conflict as a reason for leaving the country of origin. (Q#6 x Q#10, All Respondents: n = 266)

From the comparison in Figure 5.3, it can be seen that 61 per cent of the respondents who previously responded with “strongly agree” to the prompt on conflict now agree (strongly agree 55% and somewhat agree 11%) with “After migrating to Khartoum I feel safe”. Similarly, 70 per cent of respondents who somewhat agree that they left their country because of conflict now agree that they feel safe in Khartoum. This shows that a majority of respondents for whom safety from conflict was a major concern now feel safe in Khartoum.

However, 22 per cent of respondents in this cohort (who strongly agree with conflict as a reason for leaving country of origin) strongly disagree that they “feel safe” in Khartoum. Similarly, 23 per cent of those who somewhat agree that they left their country of origin because of conflict, now strongly disagree with the prompt “After migrating to Khartoum I feel safe”. These two cohorts combined constitute a minority of 7% from the entire survey sample who had initially expressed that they left their country of origin because of a threat to their safety due to conflict, and although they have escaped conflict, they express that they do not feel safe in Khartoum.

Figure 5.4 presents similar crosstabulation of replies to the prompt “I left my country because of a threat to my safety due to my belief” with the prompt “After migrating to Khartoum I feel safe”.

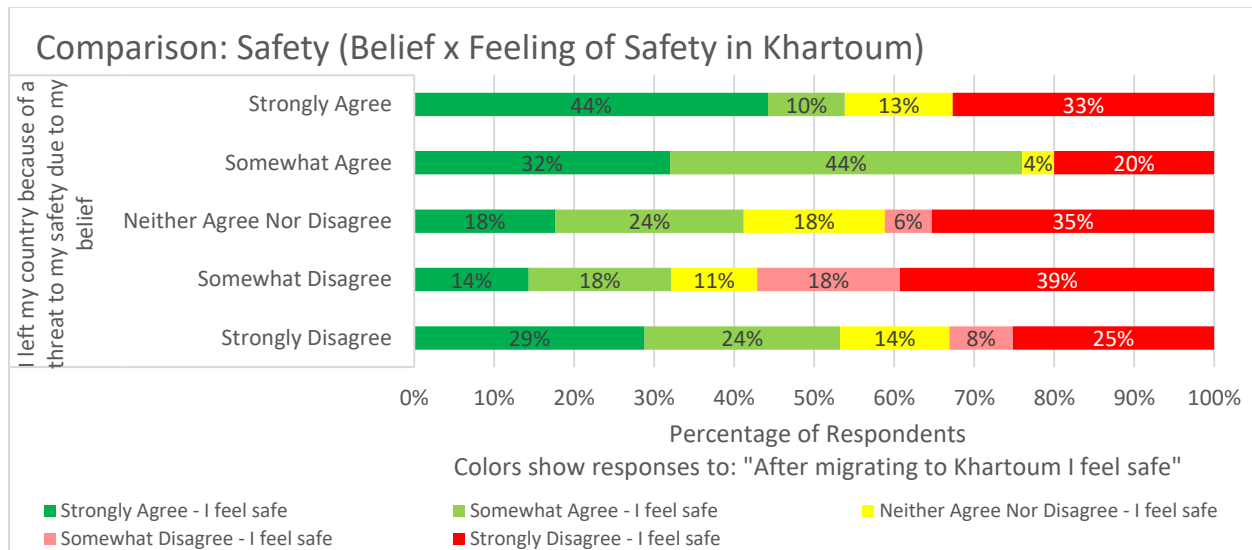


Figure 5.4 Comparison of responses to prompts on feeling of safety after migrating to Khartoum with prompt on threat to safety due to belief as a reason for leaving the country of origin. (Q#6 x Q#10, All Respondents: n = 261)

Figure 5.4 shows that 54 per cent of respondents who strongly agree that they left their country of origin due to a “threat to their safety because of their belief”, now agree with the prompt that they feel safe in Khartoum. This along with the trend of 76 per cent of the respondents who somewhat agree that they left their country of origin due to threats to their safety because of their belief and now somewhat agree to feeling safe in Khartoum, shows that overall a majority of respondents who left their countries because of threats to their safety due to their belief now feel safe in Khartoum.

In comparison, 33 per cent of those who left their country of origin because of threats to their safety due to their belief strongly disagree that they feel safe in Khartoum, after migrating. Similarly, 20 per cent of those who somewhat agree that they left their country of origin because of threats to their safety due to their belief now strongly disagree that they feel safe in Khartoum. This shows that a smaller proportion of respondents who left their country of origin because of a threat to their safety due to their belief still feel unsafe in Khartoum.

Overall, the general trend and the specific comparisons show that a majority of respondents feel safe in Khartoum, after migrating here, and so these respondents’ safety and security concerns have been largely mitigated. However, there is a smaller proportion of respondents, who do not feel safe in Khartoum, and for those a search of safety still remains a motivation for migration as is discussed in the next chapter.

The prompts on feeling free after migration, and on feeling satisfied with current life in Khartoum, present statements of comparison and therefore can be analyzed on their own. Analysis of responses to both of these statements depict a deterioration in circumstances of life after migration. As shown in Figure 5.1, 50 per cent of all respondents are not satisfied with their current life in comparison to their life before migration, and 44 per cent disagree that they feel more free in Khartoum than in their country of origin.

In terms of access to better healthcare only 33 per cent agree (in Figure 5.1) that they have access to better healthcare after migrating to Khartoum, whereas 46 per cent (in Figure 4.1) had identified that they left their country of origin to access better healthcare. This shows that in terms of access to better healthcare Khartoum is not an improvement, over circumstances in the country of origin, which could potentially be one of the motivations for onward migration from Sudan as discussed in the next chapter.

When it comes to financial and economic motivations for migration the following part of this section presents two types of analysis: a) comparison of the prompt on earning enough to meet basic needs in Khartoum with similar prompts on initial reasons motivating respondents to leave the country of origin, and b) the comparative analysis of the employment status in the country of origin with the employment status in Khartoum. This comparative analysis is further reinforced by comparison of frequency of earnings and a question on job contracts in Khartoum aimed to established that most migrants in Khartoum are employed in insecure and informal jobs.

As seen in Chapter 4 a majority (54%) of respondents agreed with the prompt “I left my country of origin because there were not enough jobs”, identifying the lack of jobs in the country of origin as the strongest driver of migration. Importance of financial and economic motivations for migration was further elaborated by similarly positive responses to other prompts on earning enough to meet basic needs and to support a family. Figure 5.5 below shows those prompts in comparison with the prompt “After migrating to Khartoum I earn enough to meet my basic needs”.

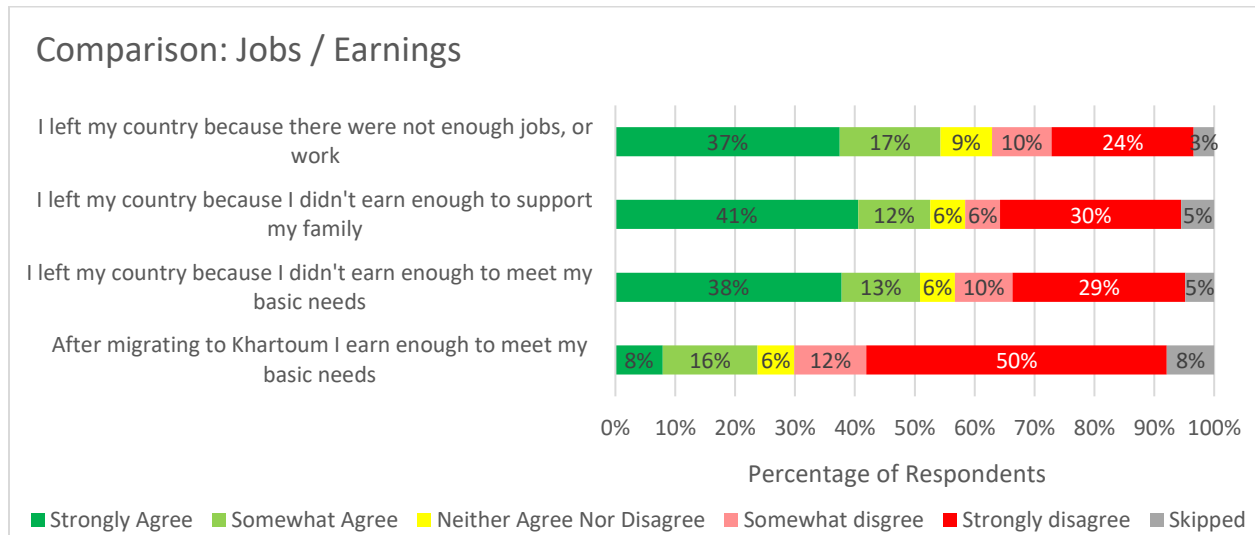


Figure 5.5 Comparison of responses to prompts on financial and economic reasons for leaving the country of origin with the responses to prompt on earning enough to meet basic needs in Khartoum. (Q#6.5, Q#6.7, Q#6.6, and Q#103, All Respondents: n = 291)

Figure 5.5 shows that while a majority of respondents (above 50% in each case) agree with the prompts on jobs, work and earnings as initial reasons for leaving their country, only a minority of respondents agree (24% overall with 8% strongly agree, and 16% somewhat agree) that after migrating to Khartoum they earn enough to support their basic needs. Whereas, a majority (at 62%) disagree that they earn enough to meet their basic needs.

In light of the fact that financial and economic reasons had emerged as the strongest set of motivations for migration, this trend indicates that it is highly likely that these motivations still remain unresolved and could potentially drive onward migration from Sudan.

The underlying idea behind the structure of this chapter – and the study at large – was to consider the role of initial reasons behind the decision to leave country as motivations for migration and to see what role these reasons play, if any, in motivation and intentions for onward migration. Since a majority of respondents had identified jobs and earning related reasons as their initial motivation for leaving their countries, it is important to consider what impact, if any, the decision to migrate to Sudan eventually had on their financial circumstances. Following two figures cover the employment status of respondents after migration, in Khartoum. First by representing the percentage of respondents employed or unemployed in Figure 5.6 and second by delineating the trends in change of employment status after migration in comparison to the status before migration in Figure 5.7. As shown in Figure 5.6 a majority of the respondents (54%) at the time of the survey were unemployed.

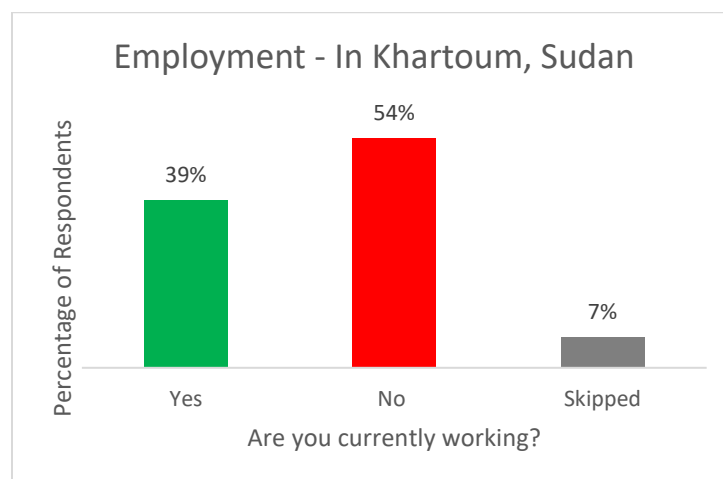


Figure 5.6 Employment status in Khartoum, Sudan. (Q#3.1, n = 291)

Figure 5.7 presents trends in change in the employment status, in a statistical sense, as a result of migration. It graphically compares respondents' employment status in the country of origin with the employment status in Khartoum, and charts the transitions in status from employed to unemployed, and vice versa. The data graphically represented in Figure 5.7 is drawn from the overlapping sample of

respondents who replied to both questions on employment status in the country of origin and in Khartoum, Sudan. Therefore, the percentages shown in Figure 5.7, are different from those depicted in Figures 5.6 and 4.2, however, the focus is on highlighting trends of changes in employment status.

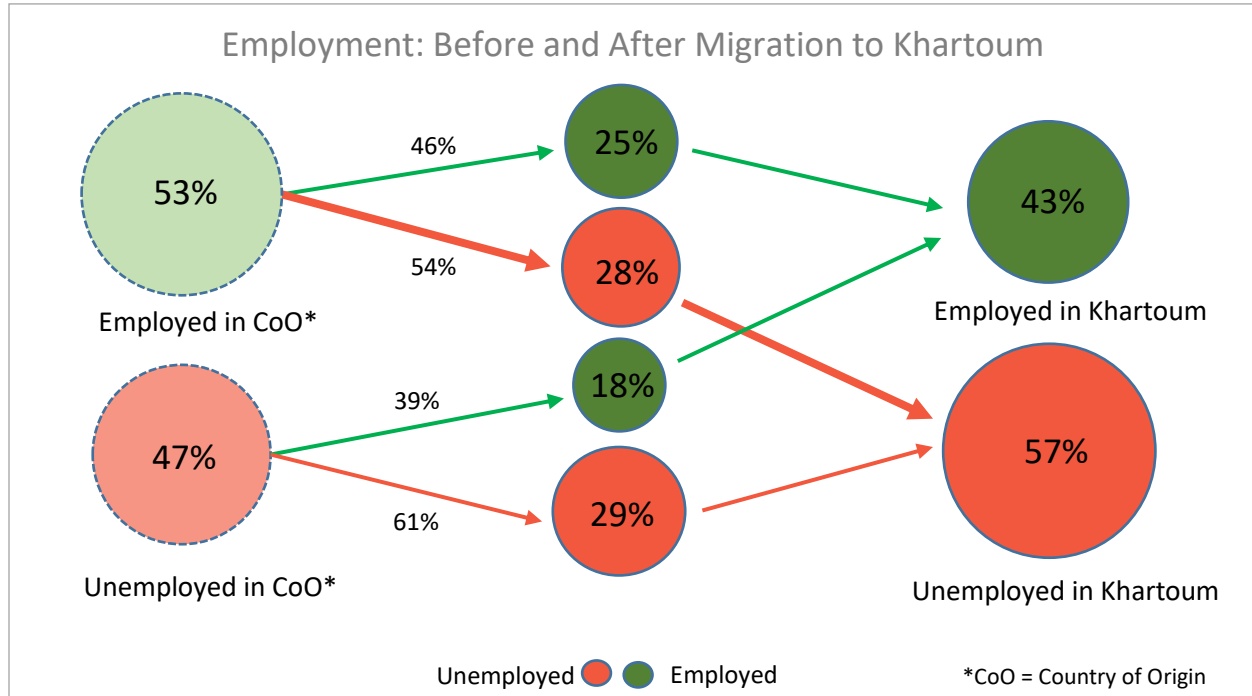


Figure 5.7 Trends of change in employment status before and after migration. (Q#3.1 and Q#4.1, n = 262)

As seen in Figure 5.7, migration to Khartoum had an overall negative impact on employment status of respondents. 53 per cent of the respondents, in this overlapping sample (n=262), were employed in their country of origin, whereas 47 per cent were unemployed. The transition arrows depict that 28 per cent of these respondents previously employed in their country of origin were unemployed in Khartoum at the time of the survey. Only 18 per cent of the respondents in this overlapping sample who were previously unemployed in their country of origin were employed in Khartoum at the time of the survey, as is indicated by the upward trend in green in Figure 5.7. Whereas, 25 per cent previously employed in their country of origin were also employed in Khartoum, and the largest cohort of 29 per cent who were previously unemployed in their country of origin were still unemployed in Khartoum at the time of the survey.

If jobs or financial opportunities were the strongest motivation for migration, then these trends indicate that Khartoum did not fulfill that migration goal for a large proportion of respondents. Even if financial and economic reasons were not the strongest motivation for migration initially, lack of jobs and earning opportunities in Khartoum could potentially also push migrants initially seeking safety and protection to migrate onwards.

Two different questions were asked aimed at further understanding the impact of migration on respondents' earning circumstances. Responses to questions on frequency of payments received for

work/job in the country of origin, if employed there, are compared with responses to the same question for work/job in Khartoum. It was assumed that a monthly salary was the most stable mode of earning and an indication of financial security, whereas other more frequent – and hence shorter – modes of payments, down to receiving payments upon completion of task, were less stable and therefore indicative of financial insecurity. Following Figure 5.8 graphically presents the responses to both questions for comparison.

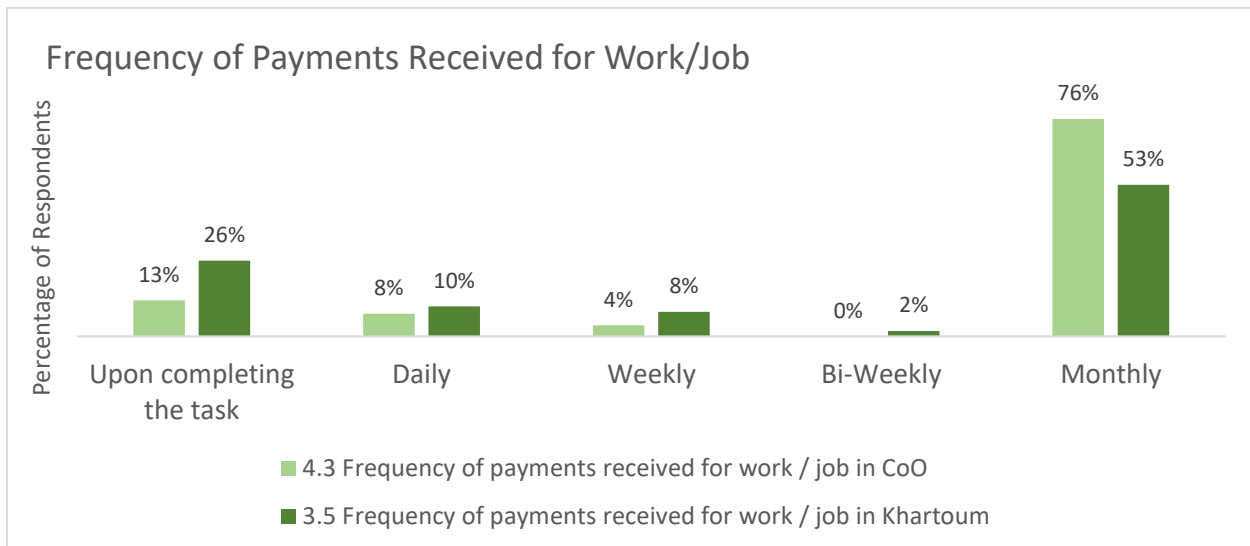


Figure 5.8 Comparison of frequencies of payments received for work before and after migration. (Q#3.5 n = 128, and Q#4.3 n = 106)

It can be seen in Figure 5.8 that before migration – in their respective countries of origin – a majority (76%) of employed respondents were receiving monthly salaries, whereas this figure fell down for those employed in Khartoum (to 53%). Simultaneously each of the more frequent categories of payments received for work register a rise in the number of respondents in those categories. This rise in percentage of respondents who were paid more frequently shows that respondents who found employment in Khartoum had unstable and informal jobs (as reinforced in Figure 5.9).

Respondents who were employed in Khartoum were asked if they had signed a contract for the said job, and Figure 5.9 represents the responses received, further reinforcing the trend discussed above.



Figure 5.9 Contract for jobs in Khartoum. (Q#3.2, n = 113)

In the section on employment in the survey, respondents were also asked to rate their job satisfaction and the following Figure 5.10 represents the responses received for current work/jobs versus work/job in the country of origin.

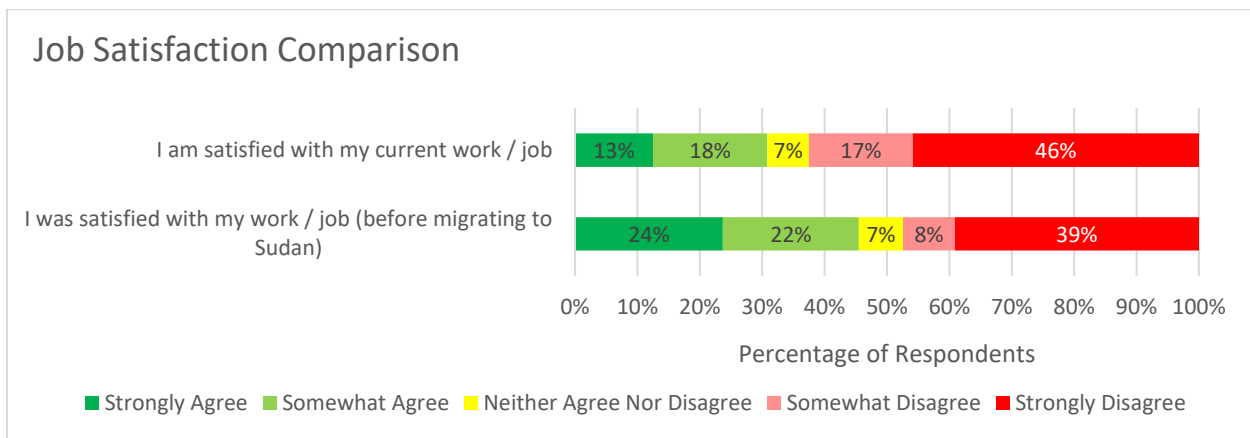


Figure 5.10 Comparison of responses to prompts on job satisfaction in Khartoum versus country of origin. (Q#3.8 Respondents currently employed n = 120, Q#4.7, vs respondents employed in CoO n = 156)

Overall employment related questions represent a downward trend, in terms of change in employment status, financial security and job satisfaction after migration to Sudan (Khartoum). Since a majority of respondents identified with economic and financial reasons as motivation for migration, the next logical question is to ask if they would stay in Khartoum, given the circumstances. This is considered in the following section on intentions in Khartoum, but first let's have a look at other aspects of life in Khartoum.

Living Conditions in Khartoum

Figure 5.11 represents the types of accommodations with the percentage of respondents residing in each.

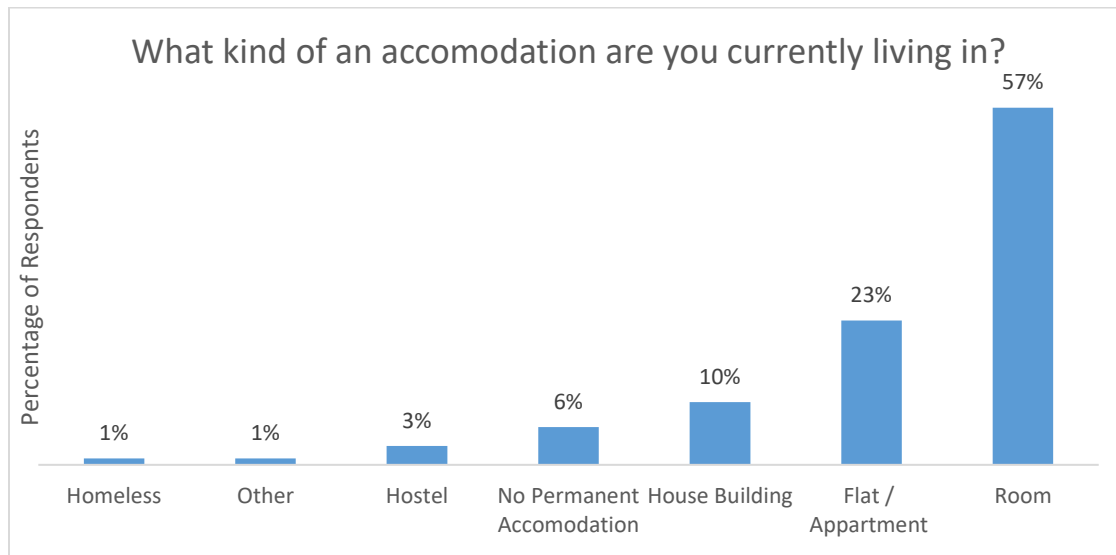


Figure 5.11 Accommodation types in Khartoum. (Q#8.4, n = 256) Other options revealed: a. At work, b. At an organization (perhaps shelter), and c. At a mosque (2 respondents)

Respondents were also asked about how much they paid for their accommodation, and the responses are summarized in the table below.

Table 5.1 Summary of data on rent for accommodation paid per month in Khartoum. (Q8.5, n = 159)

Cost of Accommodation in Khartoum			
Range	Max. Monthly Rent Reported	20,000	SDG
	Min. Monthly Rent Reported	20	SDG
Mean	Average Monthly Rent	1,250	SDG
Median	Median Monthly Rent	600	SDG
Mode	Mode Monthly Rent	8,000	SDG

The responses received here to the question on rent can also serve as a baseline measure of average monthly earnings, or respondents' finances. While the variation in the types of accommodations and the amount of rent paid is significant, perhaps it can be assumed that the mark of 600SDG (Sudanese Pounds) is a realistic figure – based on the median monthly rent reported by the respondents – as a baseline of what a migrant can typically and perhaps easily earn in Khartoum.

Following Figure 5.12 shows that respondents lived in with others, as none of the respondents chose “alone” as an option to the question “who do you live with in Khartoum?”

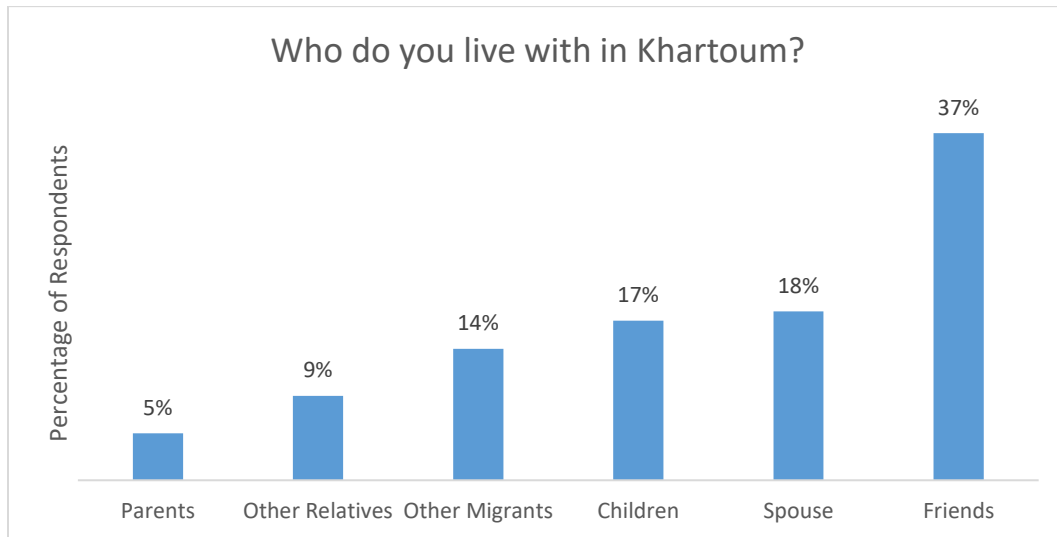


Figure 5.12 Shared accommodations: Who do migrants live with in Khartoum? – (Q#8.3, n = 245)

Following section presents the responses to prompts on life in Khartoum as per the top 5 countries of origin.

Comparative Analysis – Top 5 Countries of Origin

Figure 5.13 shows a comparison of the prompt “After migrating to Khartoum I feel safe” for the respondents from top 5 countries of origin.

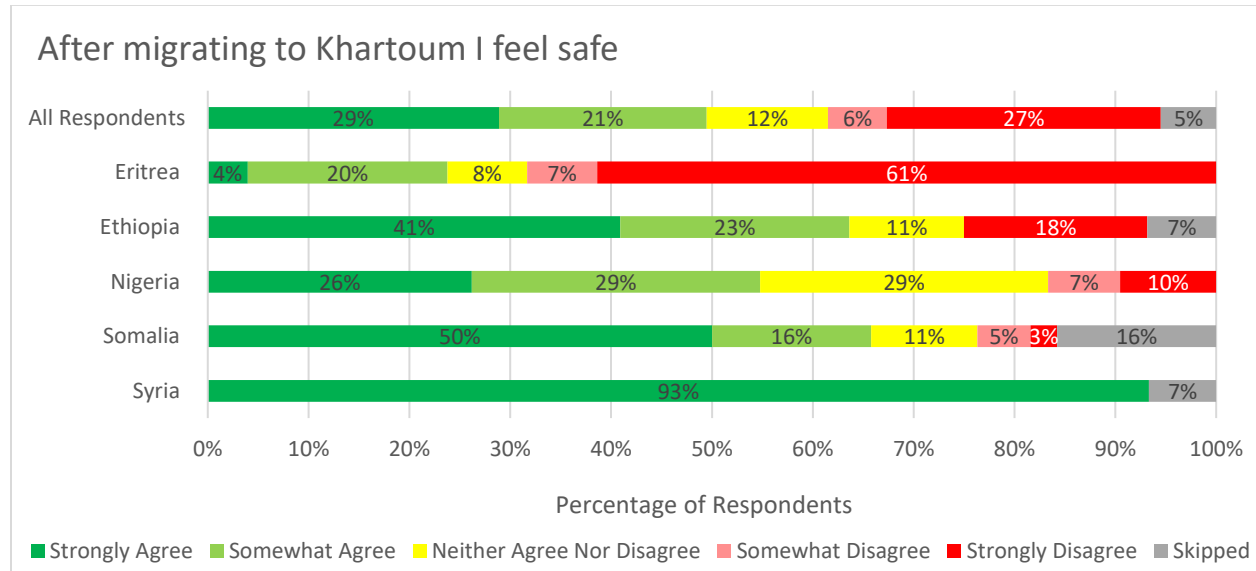


Figure 5.13 Comparison between top 5 countries of origin: After migration, I feel safe. (Q#10.1, All Respondents: n = 291, Eritrea: n = 101, Ethiopia: n = 44, Nigeria: n = 42, Somalia: n = 38, Syria: n = 15)

Figure 5.14 shows a comparison of the prompt “After migrating to Khartoum I feel more free than in my own country” for the respondents from top 5 countries of origin.

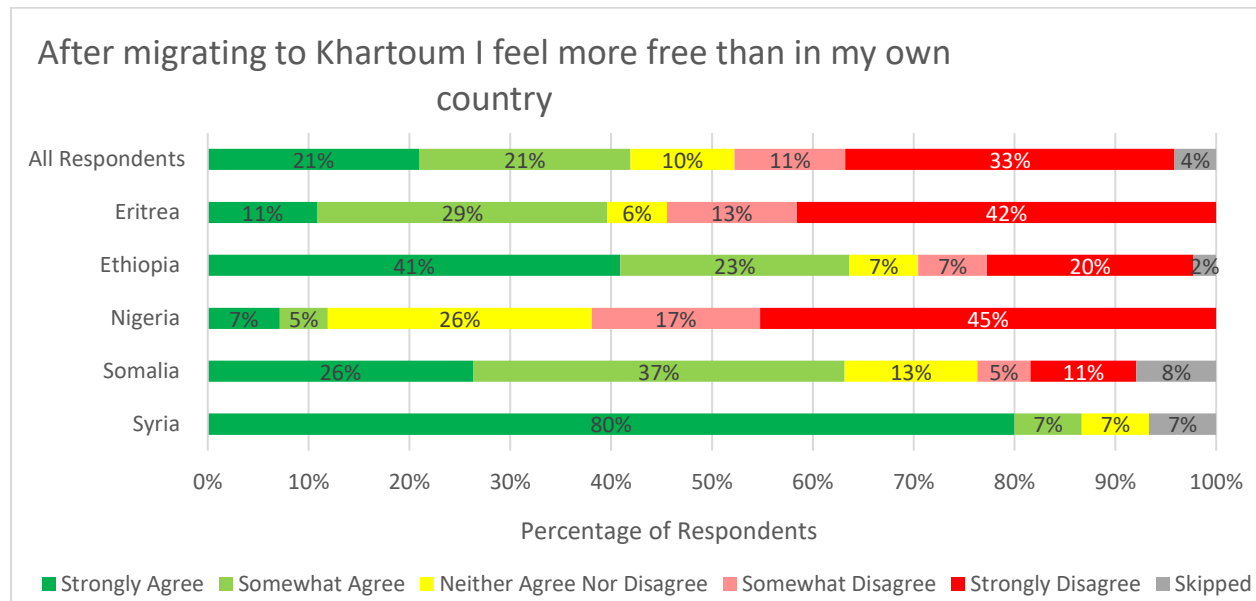


Figure 5.14 Comparison between top 5 countries of origin: After migration, I feel more free... (Q#10.2, All Respondents: n = 291, Eritrea: n = 101, Ethiopia: n = 44, Nigeria: n = 42, Somalia: n = 38, Syria: n = 15)

Figure 5.15 shows a comparison of the prompt “After migrating to Khartoum I earn enough to meet my basic needs” for the respondents from top 5 countries of origin.

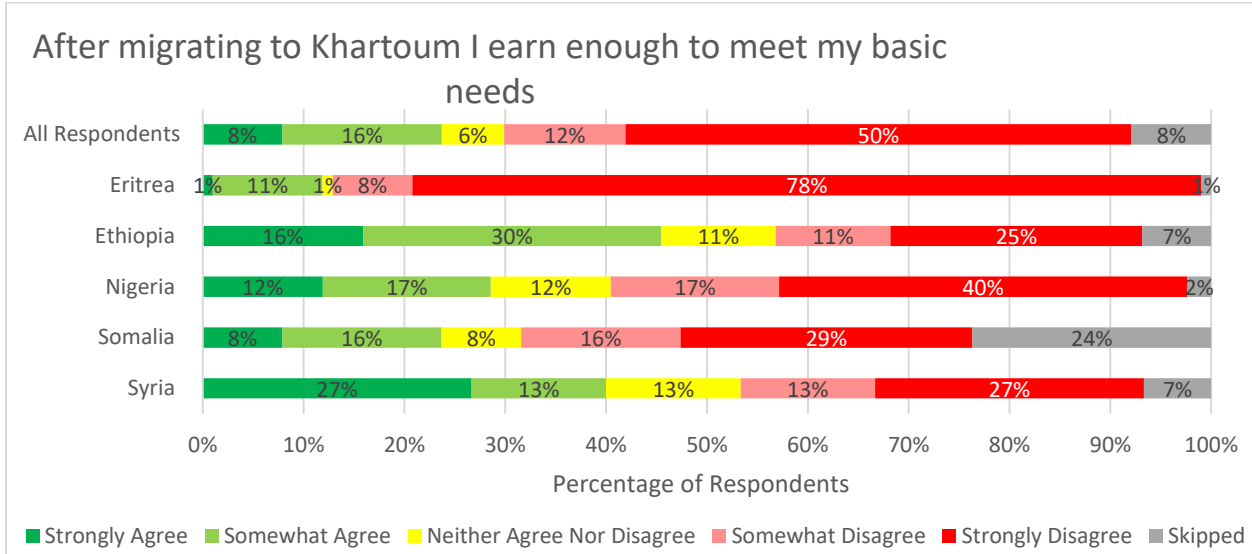


Figure 5.15 Comparison between top 5 countries of origin: After migration, I earn enough to meet my basic needs. (Q#10.3, All Respondents: n = 291, Eritrea: n = 101, Ethiopia: n = 44, Nigeria: n = 42, Somalia: n = 38, Syria: n = 15)

Figure 5.16 shows a comparison of the prompt “After migrating to Khartoum I am more satisfied with my current life than before coming here” for the respondents from top 5 countries of origin.

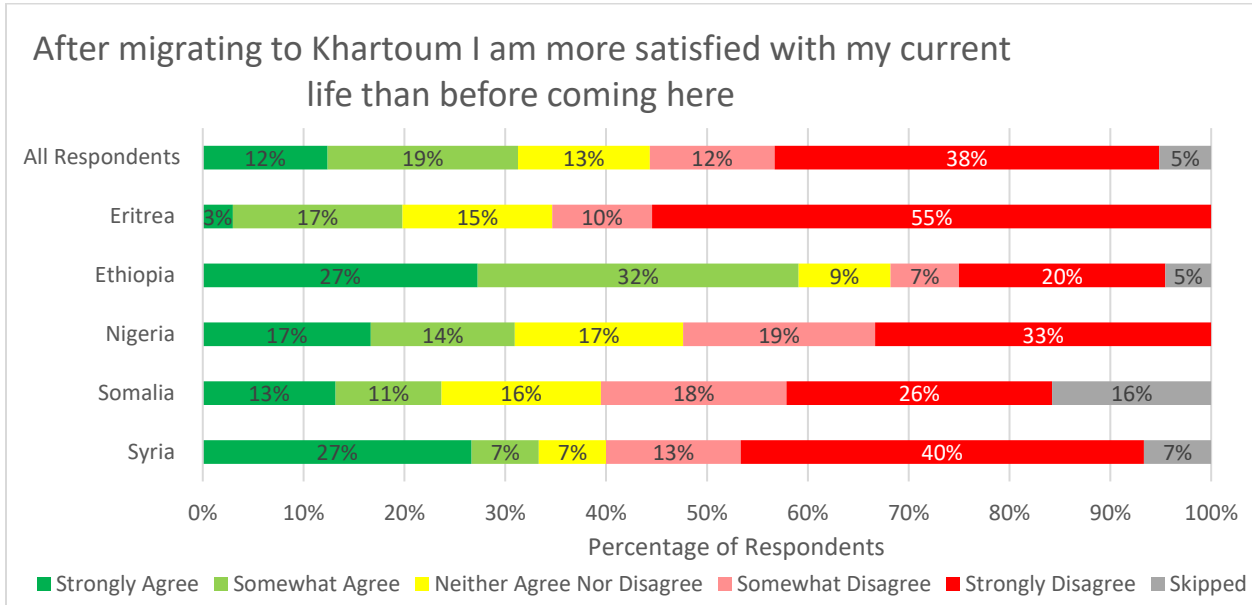


Figure 5.16 Comparison between top 5 countries of origin: After migration, I am more satisfied with my current life than before coming here. (Q#10.5, All Respondents: n = 291, Eritrea: n = 101, Ethiopia: n = 44, Nigeria: n = 42, Somalia: n = 38, Syria: n = 15)

Intentions After Living in Khartoum

“Now that I am in Khartoum, I am planning to migrate to Egypt, and I do recommend it to others who are in similar situation as I am. Because it is better than going to Libya. If I want to migrate further, I would like to go to England. I have my brother living in England for fourteen years now. I hope I will be able to join my brother and have an opportunity to work there.”

- Eritrean, Male, 28

This section aims at understanding if intentions of staying or onward migration change as a result of migration to Sudan and life in Khartoum. One prompt was aimed to establish if life in Khartoum had an impact on the initial intentions for migration. This prompt was part of the Likert type question discussed in the previous section on motivations after migration to Khartoum, and was in continuation with the sequence of prompts asking about life “after migrating to Khartoum...”. For comparative analysis of intentions for onward migration, as related to motivations for migration, the Figure 5.17 shows replies to the prompt: “After migrating to Khartoum I want to migrate to another country”.

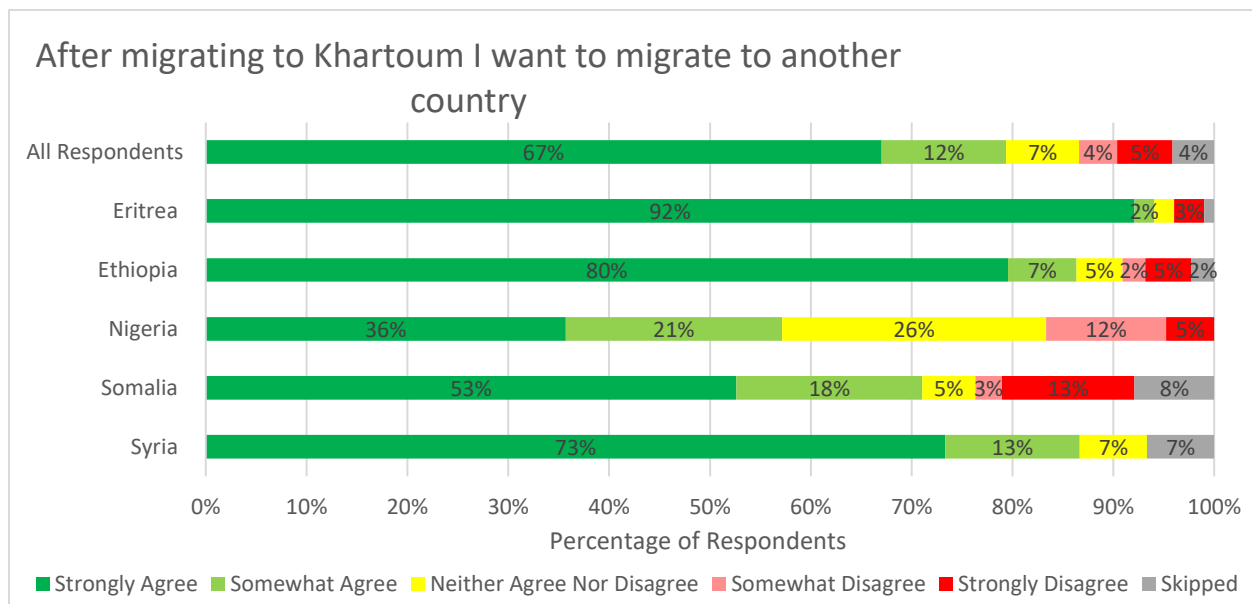


Figure 5.17 Comparison between top 5 countries of origin: After migration, I want to migrate to another country. (Q#10.6, All Respondents: n = 291, Eritrea: n = 101, Ethiopia: n = 44, Nigeria: n = 42, Somalia: n = 38, Syria: n = 15)

Figure 5.17 shows that overall 79 per cent of the respondents agree (strongly agree and somewhat agree counted together) that they want to migrate onward from Sudan, whereas only 9 per cent of the respondents disagree (5% strongly and 4% somewhat disagree), perhaps expressing an intention of staying in Khartoum.

When compared with the initial intentions of migration at the time of leaving the country of origin, it emerges that perhaps even if the initial intentions before migration were to come to Sudan and live here, they have now been affected by the circumstances of life in Khartoum as shown in Figure 5.18.

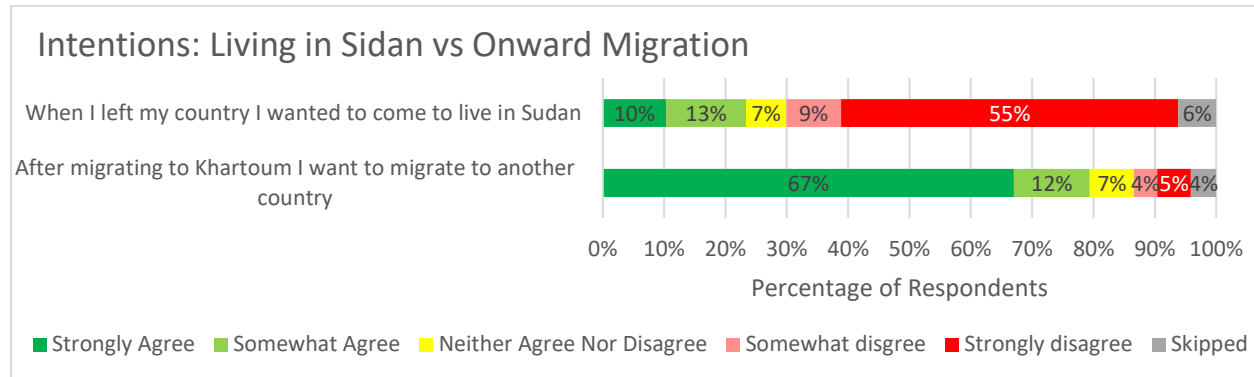


Figure 5.18 Comparison of intentions of living in Sudan or onward migration, before and after migration. (Q#10.6, and Q#13.1 All Respondents: n = 291)

While 23 per cent of the respondents agreed with the first prompt (“When I left my country, I wanted to come live in Sudan), the percentage of respondents expressing intention of staying in Sudan declines in the context of life in Khartoum. In contrast, expressing a desire to stay only 9 per cent of the respondents disagreed with the second prompt (“After migrating to Khartoum, I want to migrate to another country.”) This identifies a shift in intention even for those who had originally wanted to live in Sudan, in the context of life in Khartoum. This, in combination with analysis discussed in the previous sections, confirms that Khartoum does not provide an environment where migrants would prefer to settle, and therefore confirms Khartoum’s status of a transit city along a migration route.

To understand why many migrants still live in the city, they were asked if they had a specific plan to leave Khartoum, and if so, what were they waiting for before following it through, as shown in the Figures 5.19 and 5.20 below.

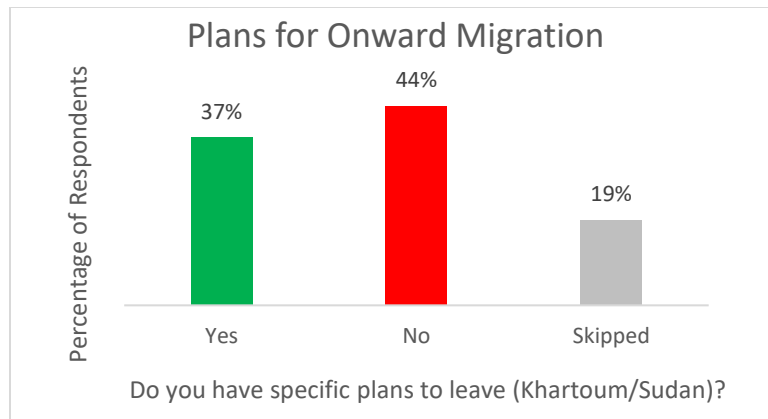


Figure 5.19 Do migrants have specific plans for onward migration? (Q#17.9, n = 291)

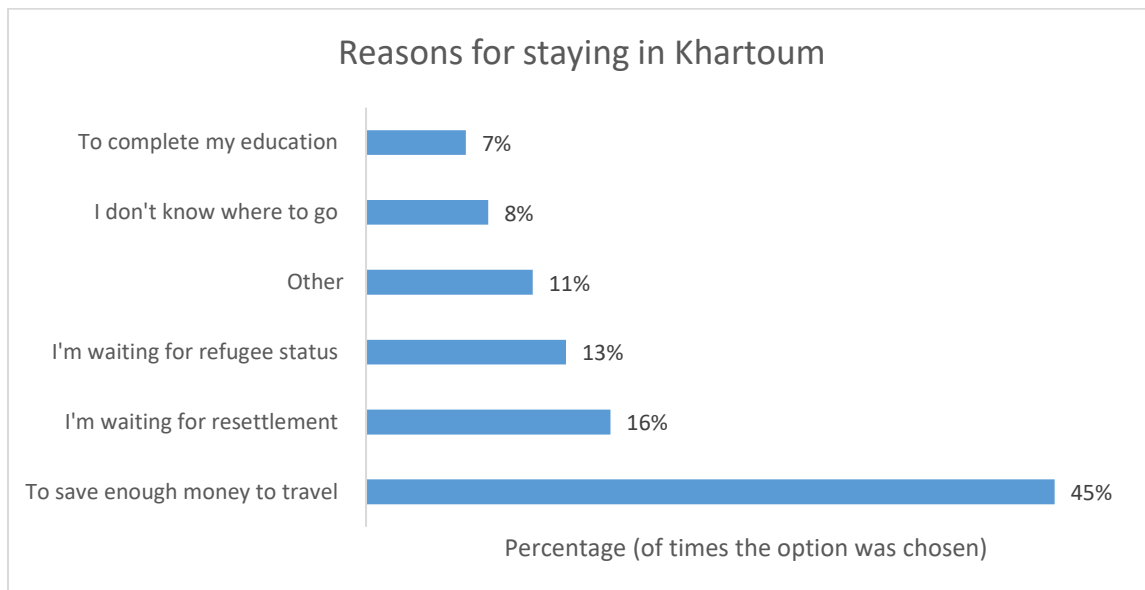


Figure 5.20 Reasons for staying in Khartoum, despite having specific plans for onward migration. (Q#17.10, n = 108 respondents, chose 137 options as multiple selections were allowed.)

As shown in Figure 5.19, 44 per cent of the respondents expressed that they did not have specific plans to leave Khartoum (and Sudan), whereas, 37 per cent of the respondents expressed that they had specific plans. Respondents who replied that they had specific plans were then asked about the reasons keeping them from following through those plans. Figure 5.20 shows that the reason to emerge on top, as indicated by the most number of respondents, was that they were in Khartoum to save enough money for their onward travels.

From the other options (making 11% of the responses received) some select responses are given below:

- i. Waiting for visa (CoO: Eritrea, 24-year-old male)
- ii. Could not find an easy formal way to migrate (CoO: Eritrea, 48-year-old female)
- iii. Waiting for my cousin to send me enough money to travel to Libya (CoO: Eritrea, 23-year-old male)

Chapter Conclusions: In Sudan

After migrating to Sudan, a majority of respondents expressed that they felt safe in Khartoum. This indicates that in general Khartoum as a location provided refuge and a relatively safe environment for migrants. However, nuanced analysis showed that a small segment of respondents who had left their country of origin due to conflict or because of threat to their safety due to their belief did not feel safe in Khartoum. In terms of freedom of expression and movement a large proportion of respondents reported to feel less free in Sudan than in their own countries of origin. It emerged that while migration to Sudan, and life in Khartoum, provided refuge and a measure of safety it still did not result in a significant improvement in terms of political or personal freedoms.

From the perspective of financial and economic motivations, migration to Sudan did not result in an improvement in financial or economic circumstances for a majority of respondents. A majority of respondents were unemployed in Khartoum at the time of the survey. In terms of trends, a majority of respondents who had jobs in their country of origin were unemployed in Khartoum, whereas a majority of those previously unemployed were still unemployed in Khartoum at the time of the survey. This shows that finding employment or earning opportunities in Khartoum, after migration to Sudan, was not easy. A majority of those who were employed in Khartoum at the time of the survey were employed informally in financially insecure jobs. Majority of respondents also reported that they did not earn enough to meet their basic needs. These trends showed that migration to Sudan in fact might have resulted in a deterioration of financial and economic prospects for most respondents.

With regards to health care a majority of respondents expressed that they did not have access to better health care in Khartoum, and similarly expressed their dissatisfaction with their life in Khartoum in comparison to life before migration.

While marginal improvement in feelings of safety portray the decision to migrate to Sudan as positive, when considered in light of other factors motivating migration, overall it emerges that the decision to migrate to Sudan has a negative impact. This negative impact is due to deterioration in freedom, financial and economic circumstances, lack of access to healthcare, and general dissatisfaction with life in Khartoum compared to life before. For a majority of respondents most of the reasons for leaving their countries of origin, and motivators of migration are still present, and could subsequently become reasons for leaving Sudan.

After a measure of safety has been achieved, if the more widely prevalent financial and economic motivations for migration remain, the lines between terms distinctly describing migrants as asylum seekers, refugees or economic migrants become blurred. Asylum seekers and refugees are just as likely to migrate again for economic and financial reasons after arriving at the first country of asylum, despite attaining protection as per the 1951 Refugee Convention. This is once again considered in Chapter 6 from a perspective of onward migration from Sudan, where same reasons are considered and asked about as possible motivations for onward migration.

After migrating to Sudan, in view of the circumstances and life in Khartoum, a large majority of migrants expressed their desire to migrate to another country. This question was asked more than once in the survey, and while it is the main topic of the next chapter, in this chapter it was considered from a perspective of life in Khartoum. From the top two cohorts: Nearly all respondents whose country of origin was Eritrea and a large majority of respondents whose country of origin was Ethiopia expressed that they wanted to migrate to another country, after migrating to Sudan. A majority of respondents had already expressed that they had not intended to settle and live in Sudan when they were leaving their country of origin. However, in the context of life in Khartoum, when explicitly asked, the number of respondents expressing a desire to migrate onwards from Sudan increased.

Given the overwhelming expression of intention to migrate onwards from Sudan, it was pertinent to consider why some migrants stayed in Khartoum for any length of time. Findings showed that a majority of migrants did not have specific plans for onward migration. This supported the perspective that perhaps migration related decision making is essentially opportunistic in nature, in contrast to a well-planned and thought-out decision making process. This was perhaps why a large proportion of respondents identified that they were waiting in Khartoum, instead of migrating onwards at the time of the survey, to save enough money to travel. A lower proportion of respondents indicated that they were waiting for resettlement or refugee status determination, or simply because they did not know where to go, or to complete their education. A few other odd answers indicated that at least one individual was waiting for relatives to send money to cover travel expenses to Libya, and others expressed that they were waiting because they could not find a legal way to migrate.

6. Onwards from Sudan

“I am waiting to save enough to get a broker and secure a chance to make it to Europe. Risks of migration are a lot; they beat the migrants especially if they fail to cooperate. I know all these dangers of getting arrested, moving without permission but what can I do when my country’s life is hard, here I eat, get money and save and it’s here that my dream of going to Europe will come true.”

- *Eritrean, Male, 41*

This chapter focuses on motivations and intentions – in continuation with the set of reasons already established as motivating migration – of onward migration from Sudan. Unlike the previous two chapters this chapter will consider intentions before delving into the reasons that motivate migration onward from Sudan. The rationale is: Up till this point what was being considered had already happened, the respondents had left their country of origin (Chapter 4) and were living in Khartoum (Chapter 5) at the time of the survey and interviews. However, what is considered and analyzed in this chapter has not happened yet, and therefore intentions are discussed before discussing possible motivations for onward migration.

Intentions for Onward Migration

Respondents were asked whether they wanted to migrate from Sudan to another country, as shown in Figure 6.1 below. A majority of respondents (68%) said yes that they wanted to migrate to another country from Sudan, whereas a minority of respondents (7%) said no, or responded that they were not sure (7%). Whereas, 18 per cent of the respondents skipped this question. The fact that this question is asked more than once, in different ways, and that the replies from one instance to the other remained consistent, give this trend an added measure of reliability.

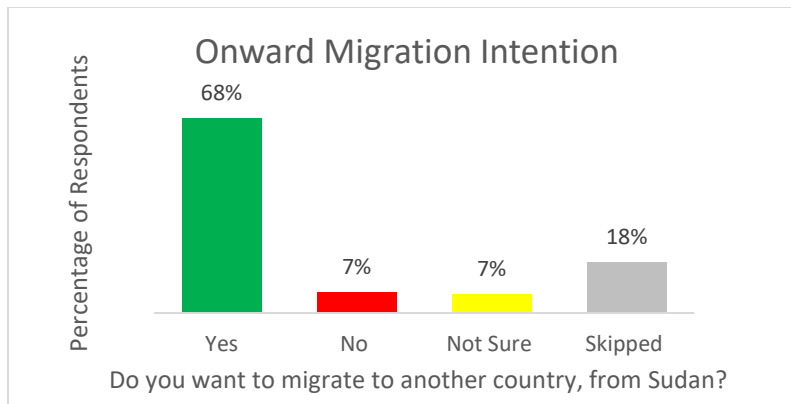


Figure 6.1 Onward migration intentions. (Q#17.1, n = 291)

Before analyzing the reasons that potentially motivate this intention for onward migration, Figure 6.2 below depicts other variants of the same question asked in different sections of the survey. The responses in the context of life in Khartoum after migration to Sudan (Strongly Agree: 67%, and Somewhat Agree: 12%) as shown in Figure 6.2 – second row – are very close to the responses of majority (68%) of respondents saying yes in the direct question depicted above in Figure 6.1. This confirms that when asked in a more direct (yes/no) manner a certain measure of nuance is lost.

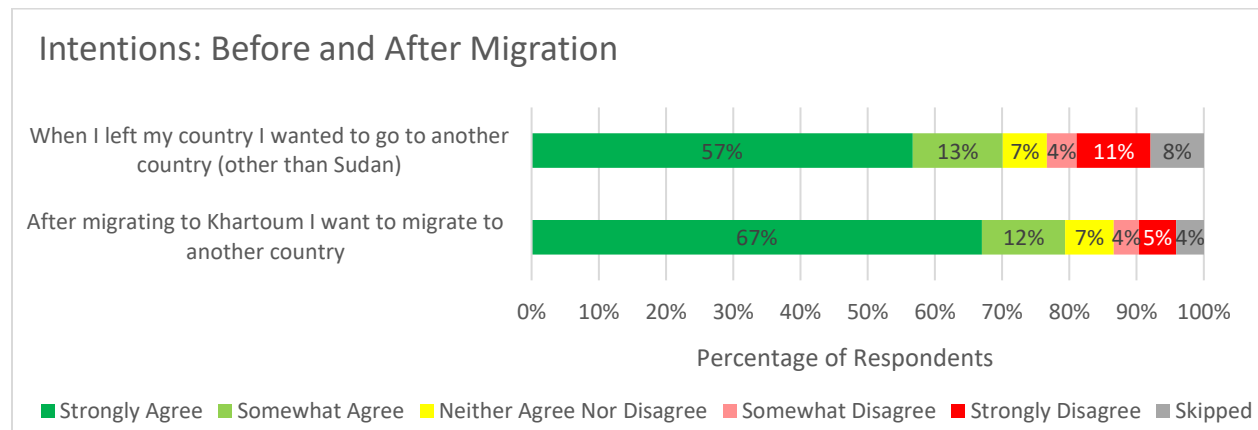


Figure 6.2 Comparison of intentions of onward migration before and after migration. (Q#13.3, and Q#10.6, n = 291)

The answers in both Figure 6.1 and 6.2, show that a majority of respondents clearly intend to migrate onwards from Sudan. Furthermore, majority of respondents (70%), as shown in Figure 6.2 first row, had wanted to migrate to another country, other than Sudan, already at the time of leaving their country of origin. In light of this clear indication of a majority of respondents indicating their intention and desire for onward migration, a set of Likert type questions was used to inquire those who said yes to onward migration question (Figure 6.1) about their motivations for onward migration.

Motivations for Onward Migration

Figure 6.3. shows potential reasons driving onward migration from Sudan, based on responses to a Likert type question, so as to identify motivations for onward migration from Sudan.

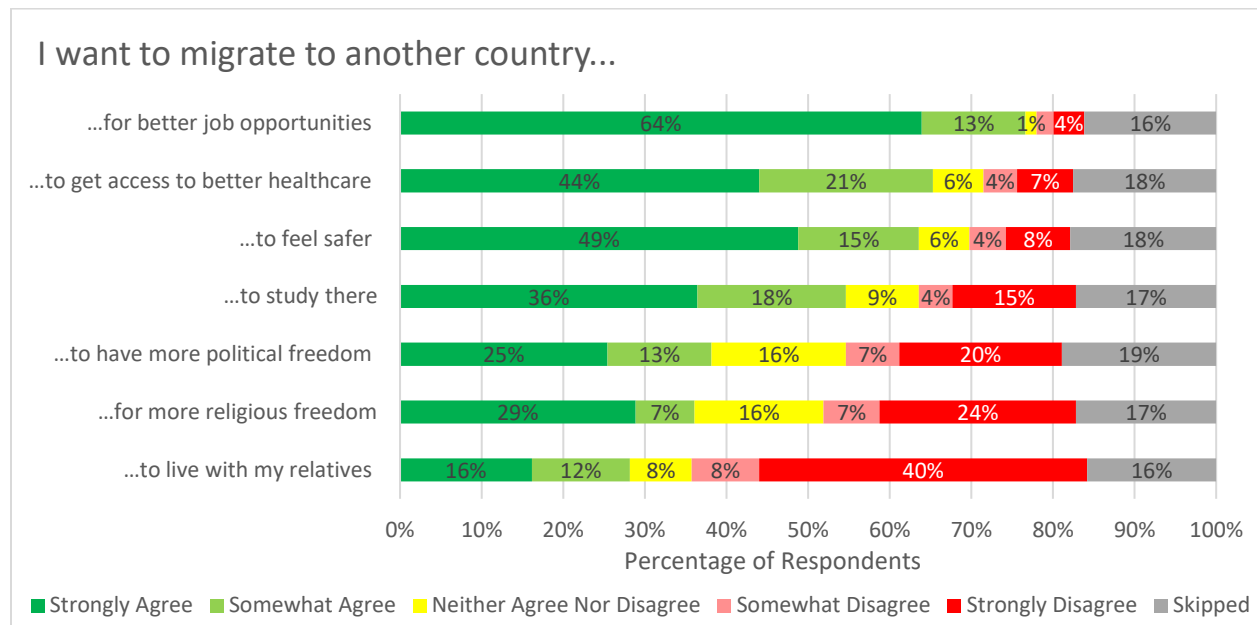


Figure 6.3 Reasons motivating potential onward migration from Sudan. (Q#17, n = 291)

Similar to reasons motivating initial migration to Sudan (Figure 4.1), here again a clear majority of respondents expressed overwhelming agreement (77%) with a prompt from financial and economic reasons: “I want to migrate to another country for better job opportunities”. The percentage of respondents who skipped this question is higher because those who responded in negative to the question: “Do you want to migrate to another country, from Sudan?” were asked to skip it.

The second highest reason selected as motivation for onward migration from Sudan was “to get access to better healthcare,” with 65 per cent respondents in agreement. The prompt that scored third highest overall agreement (64%) was “I want to migrate to another country to feel safer”.

This solidifies the existing trend observed in the sections above, that while safety, security and freedom related concerns matter at all stages of migration, what increases in its urgency and importance over the course of migration – once safety is achieved – is a desire to have access to better jobs, and earning opportunities and furthermore access to better healthcare.

The surprising fact to emerge from all the questions on motivations (Chapter 4 on migration to Sudan, and Chapter 6 on onwards migration) is that relatives do not appear to play a major role in terms of motivating migration.

Comparative Analysis – Top 5 Countries of Origin

Figures 6.4, 6.5, and 6.6 present the breakdown of top three motivating reasons for onward migration from Sudan as per the top 5 countries of origin.

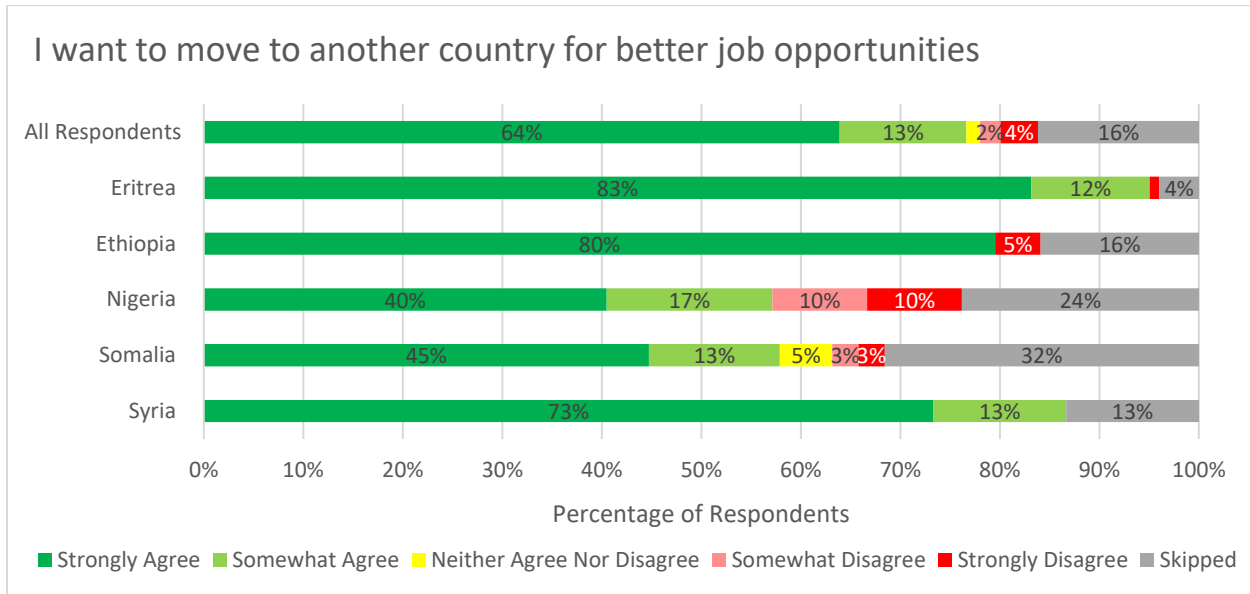


Figure 6.4 Comparison of responses to the prompt on job opportunities for top 5 countries of origin. (Q#17.5, All Respondents: n = 291, Eritrea: n = 101, Ethiopia: n = 44, Nigeria: n = 42, Somalia: n = 38, Syria: n = 15)

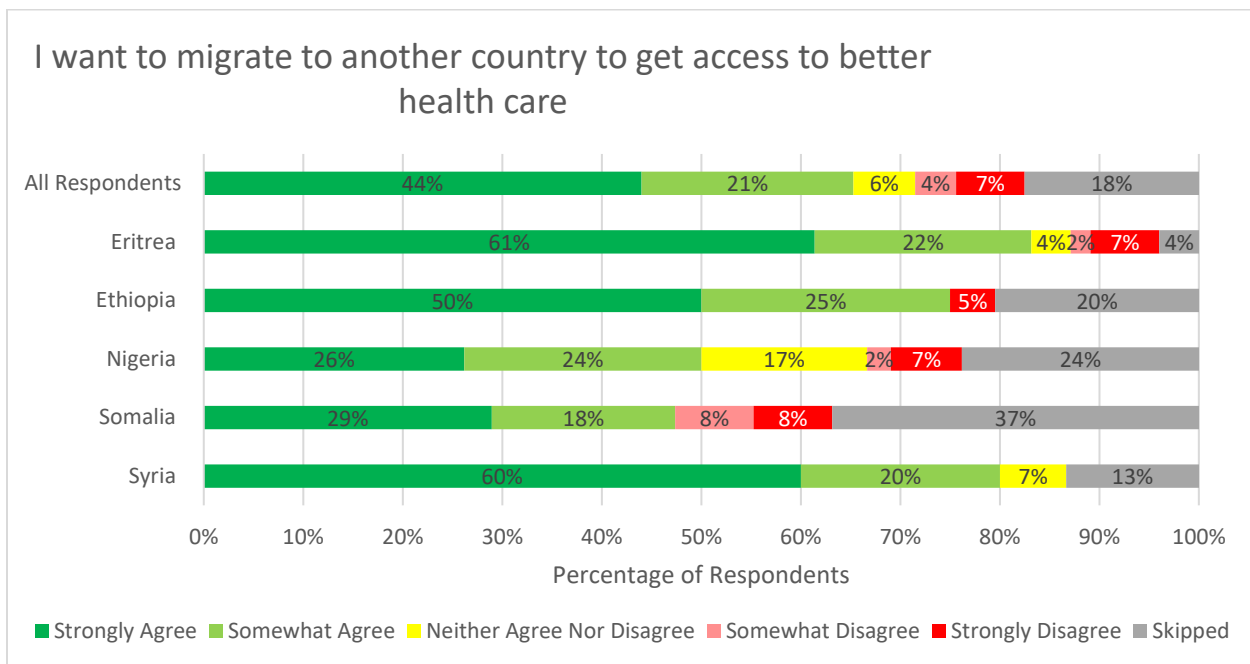


Figure 6.5 Comparison of responses to the prompt on access to health care for top 5 countries of origin. (Q#17.6, All Respondents: n = 291, Eritrea: n = 101, Ethiopia: n = 44, Nigeria: n = 42, Somalia: n = 38, Syria: n = 15)

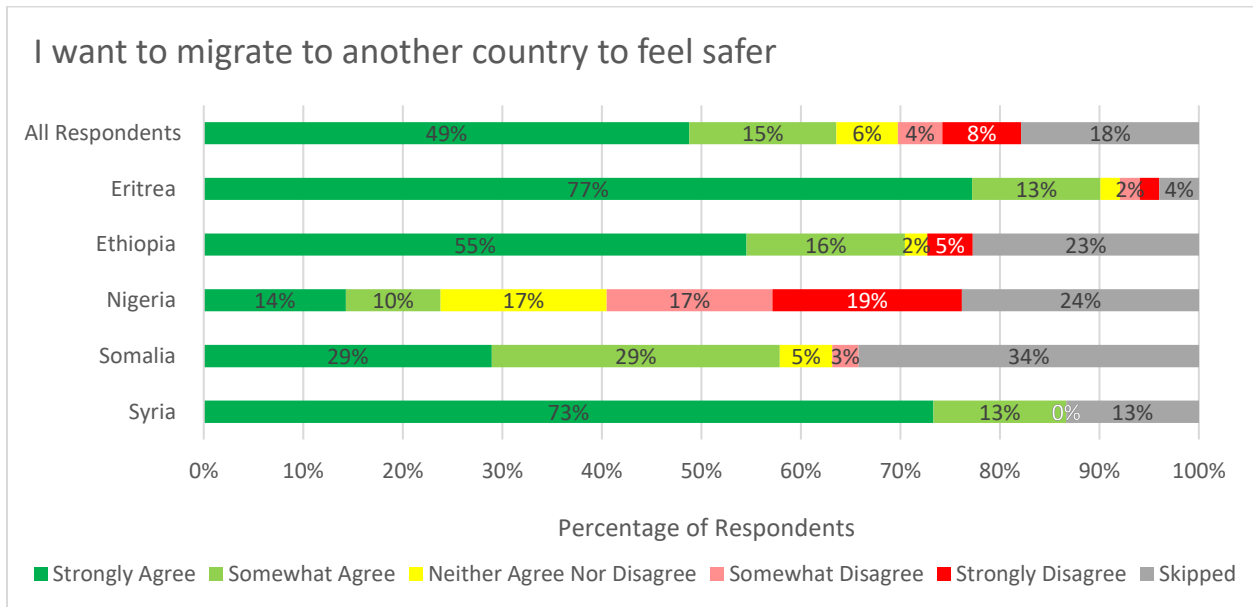


Figure 6.6 Comparison of responses to the prompt on safety for top 5 countries of origin. (Q#17.4, All Respondents: n = 291, Eritrea: n = 101, Ethiopia: n = 44, Nigeria: n = 42, Somalia: n = 38, Syria: n = 15)

Intended Destinations

“I am going to Libya now, because I tried my best to go to Canada legally, but it did not work for me. I would never recommend others to follow my way. I would rather suggest them to stay and wait for some legal ways. Now I am planning to go to Germany, God willing. I think that Germany is somewhat better than other European countries, in the way of interacting with migrants. You are given a good shelter and more money compared to the other countries”.

- *Eritrean, Female, 21*

This section looks at the responses received for a range of questions on destinations for onward migration. These questions were asked about destinations from different perspectives to understand intended destinations for onward migration from a more nuanced way than just asking for a migration destination wish-list. The following first set of graphs depict the responses received to a question on respondents’ perceptions regarding other migrants from their country of origin. This question asked respondents to rank geographical regions where other migrants from their country of origin most often migrated.²¹

The top three regions to emerge overall were North America, Europe and Australia. Similarly, respondents from 4 out of the top 5 countries of origin (Eritrea, Ethiopia, Syria and Somalia) chose the same three regions as top migration destinations for migrants from their country. However, respondents from Nigeria were the outliers; as shown in Figure 6.7, as they chose North America, Asia-GCC countries, and Europe as the regions preferred by Nigerians for migration.

²¹ The list of relevant regions provided was drafted according to the classification of regions by UN Statistics Division: <http://unstats.un.org/unsd/methods/m49/m49regin.htm>

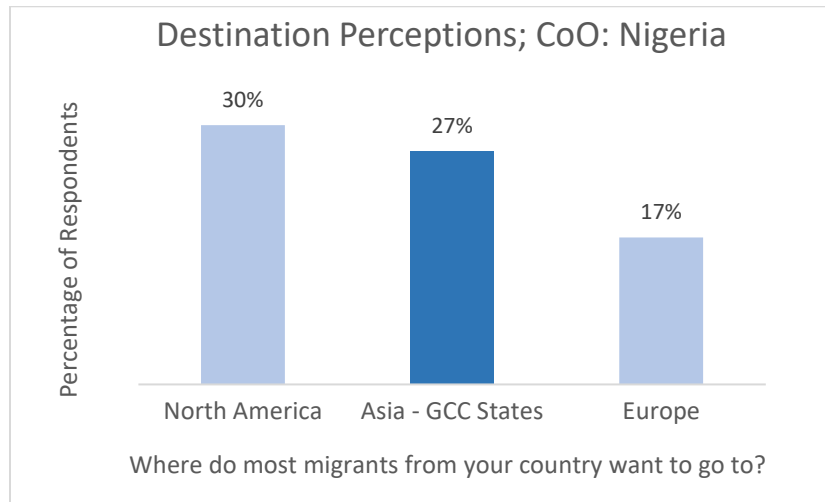


Figure 6.7 Top 3 regions where Nigerians want to migrate to, as perceived by respondents from Nigeria. (Q14, n = 42, from 114 rank responses received.²²)

The results in Figure 6.7 mirror a common perception about Nigerian migrants in Sudan, that they are here – as has been the historical case – to proceed onward to the Kingdom of Saudi Arabia (part of the region: Asia - GCC States) for pilgrimage.

As far as the “ideal migration destination” goes, Figure 6.8 shows the top 20 responses received to a wish-list question on migration destinations. In this specific question migrants were asked to name and rank top 3 countries where they would like to migrate.

²² Percentages of total responses received plotted for the top 3 regions selected. GCC refers to Gulf Cooperation Countries, which was selected to represent of UN Statistics region: Western Asia, and consists of Oman, Kingdom of Saudi Arabia (KSA), United Arab Emirates (UAE) etc

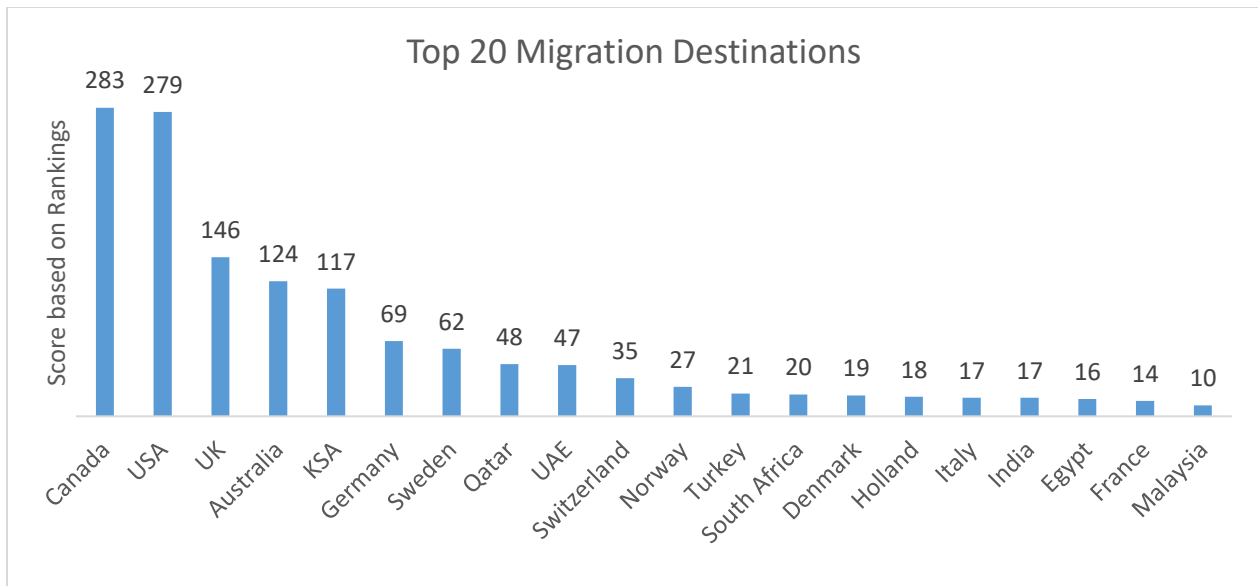


Figure 6.8 Top 20 destination countries: as selected by migrants to a name/rank question asking for the top three countries where they would like to migrate. (n = 291, with overall 727 responses received. Each country is shown along with its aggregate score based on all the rankings received.)

Figure 6.8 shows a very interesting trend about the global context of destinations where migrants would ideally want to migrate, as no single region – or continent – can be seen to dominate this destination wish-list. While Canada emerged at 1st place and United States of America (USA) at the 2nd spot on the migration destination wish-list, with the United Kingdom of Great Britain and Ireland (UK) at 3rd, Australia at 4th, and the Kingdom of Saudi Arabia (KSA) at 5th, there seems to be no regional tendency or context to the choices made by respondents. This is true for the entire long list.

Perhaps, this trend indicates that not only motivations, intentions or desires for migration are required to migrate, but the necessary means to migrate should also be available. In other words, if the human smuggling networks were able to transport people to Canada and United States of America from this region, then perhaps a rise in migrant numbers arriving in Canada and United States of America would have been registered. This indicates that the surge in arrivals of migrants in Europe – at the shores of Italy or Greece – is not merely a result of migrants’ desires and intentions with regards to where they would like to go, but is based on and perhaps driven by the availability of means to arrive there regularly or irregular as in this case most likely facilitated by migrant smugglers.

Second interesting fact is that Sudan does not make it to this list, as an intended destination, since only 4 respondents chose Sudan as an option of a country where they would ideally want to migrate. Further, proof of Sudan’s status as a transit country and not a destination.

Since this question was intended to compile a “destination wish-list”, it is vital to reiterate that when it comes to actual migration choices and decision making, regional/geographical context and other logistical factors matter just as much, or more so. This is further considered in Chapter 7 on routes, where other questions on countries perceived to be easy to migrate formally versus informally are listed and analyzed.

Intentions of Return to the Country of Origin

“I will only return to my home country if the government is changed and the economic problem is solved.”

- Eritrean, Male, 28

In the final section of the survey, migrants were asked about their intentions of return to their country of origin. Figure 6.9 represents the responses received as per the prompts’ original order in the Likert type question on returns.

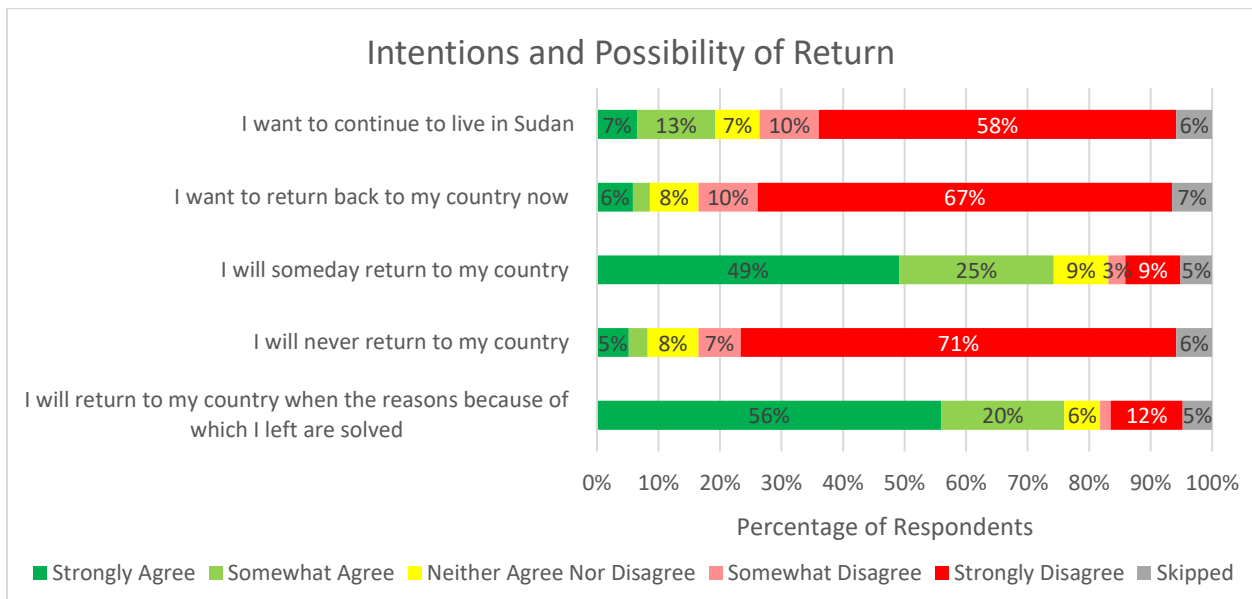


Figure 6.9 Intentions of return. (Q#19, n = 291)

First prompt in this Likert type question was about wanting to continue to live in Sudan, and 58 per cent of the respondents strongly disagreed with it. The second prompt asked the respondents if they wanted to return back to their country of origin now and 67 per cent strongly disagreed. The responses to the prompt on desire to continue living in Sudan renders similar trends to the previous questions on the same topic (see Figure 5.17), and further confirms that most respondents do not consider Sudan a migration destination.

Another aim of this Likert type question was to verify the assumed direction of the subsequent onward migration. The first prompt is about a desire to continue to live in Sudan, and the second considers a desire to return to the country of origin. The responses confirmed that a majority of respondents intend to migrate onward from Sudan by identifying that they do not want to continue to live in Sudan, and also do not want to return to their country of origin now.

The next three prompts attempted to ascertain whether resolution or mitigation of the initial reasons and circumstances, because of which they had left their country of origin, would persuade them to consider returning. Possibility of return emerges as a strong trend by considering that a majority of respondents (74%) expressed that they would return to their country of origin someday, and a majority (76%) expressed that they would return to their country of origin when the reasons because of which they left are resolved. Only a small minority of respondents expressed the impossibility of return. These trends highlight the importance of engaging in migration management (return and reintegration) and international development efforts in the countries of origin to encourage returns.

Following comparative analysis focuses on these two last prompts as divided amongst the respondents from top 5 countries of origin.

Comparative Analysis – Top 5 Countries of Origin

Following Figure 6.10 looks at the impossibility of return, and the interesting trend to emerge is that no respondents whose country of origin was Syria expressed the impossibility of return by agreeing that they would never return. Whereas, a small minority in each cohort expressed and identified with the impossibility of return.

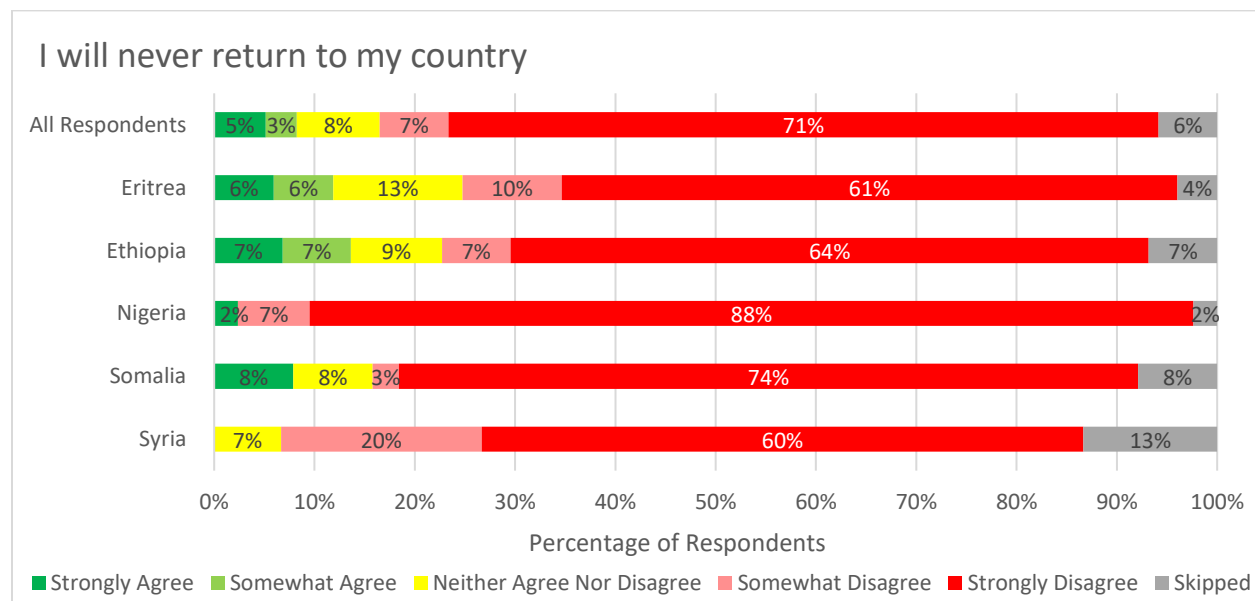


Figure 6.10 Comparison of responses to the prompt on impossibility of return for top 5 countries of origin. (Q19.4, All Respondents: n = 291, Eritrea: n = 101, Ethiopia: n = 44, Nigeria: n = 42, Somalia: n = 38, Syria: n = 15)

Figure 6.11 represents responses to the prompt asking if respondents would consider return to their country of origin when the reasons because of which they left are solved. While a majority agrees with this prompt, it is interesting to note that a certain percentage in all cohorts disagrees strongly and therefore expresses an impossibility of return.

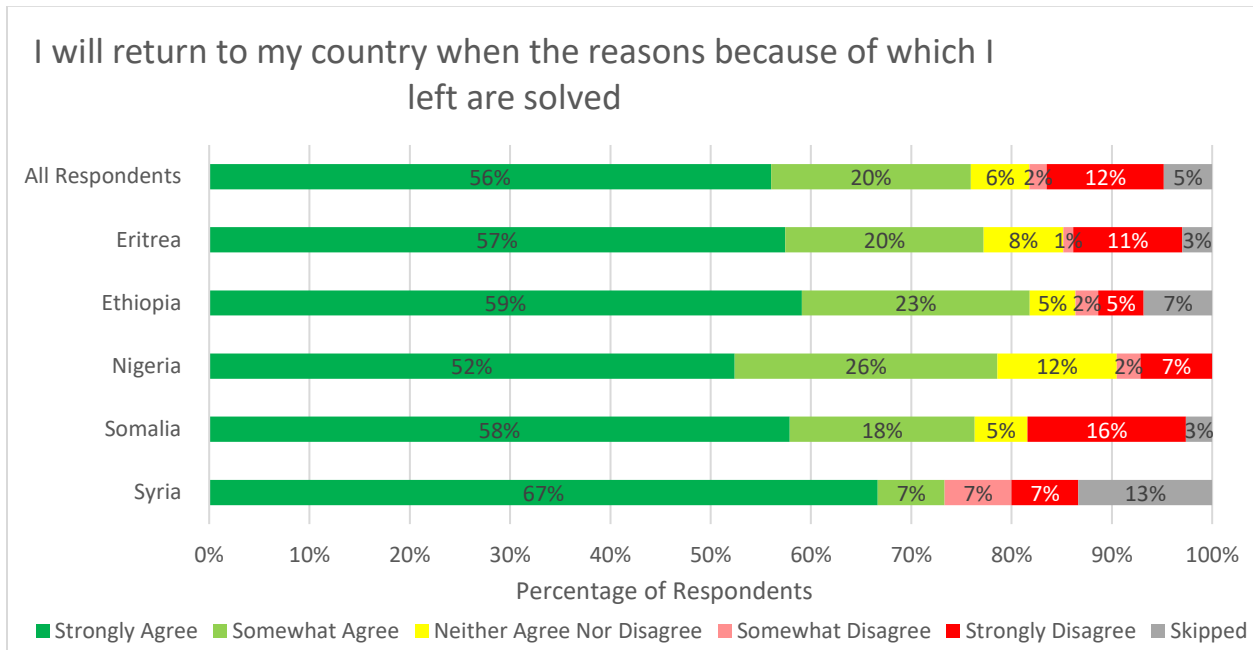


Figure 6.11 Comparison of responses to the prompt on return when reasons for migration are resolved for top 5 countries of origin. (Q19.5, All Respondents: n = 291, Eritrea: n = 101, Ethiopia: n = 44, Nigeria: n = 42, Somalia: n = 38, Syria: n = 15)

Chapter Conclusions: Onwards from Sudan

A majority of the respondents indicated their intention of onward migration from Sudan. This was in strong agreement with the question on intentions for onward migration in the context of life in Khartoum²³ where a majority had expressed that after migrating to Sudan they now wanted to migrate to another country. As discussed previously, a majority of respondents expressed that they had intended to go to another country than Sudan even at the onset of their migration. Similarly, an equally significant proportion of respondents indicated that they had come to Sudan because it was the first country they could have migrated to²⁴. These trends on respondents' intentions of migration to Sudan, and onward migration, when considered together, confirmed that Sudan is a transit country and strongly indicated that a majority of migrants come to Sudan primarily to migrate onwards.

An overwhelming majority agreed that they wanted to migrate to another country from Sudan for better job opportunities. The second strongest reason influencing migrants' desire to migrate from Sudan was to access better healthcare, and the third was a desire to feel safer. These reasons were followed by desire to study abroad, to have more political freedom, more religious freedom, and the last was the desire to reunify with family as a motivation for migration.

A wish-list question was used to identify other countries respondents considered potential migration destinations, in which respondents were asked to rank top three countries where they would like to migrate. While a wish-list kind of question cannot be assumed to concretely depict where migrants would really like to migrate to, however, it can still be used to ascertain trends. The trend obtained showed that intended destinations chosen were spread globally, if migrants were to choose ideally based on wishes. Canada and United States of America emerged at the top of the list of migration destinations. United Kingdom came third, followed by Australia and Kingdom of Saudi Arabia at fourth and fifth respectively. This statistically substantiated that if intentions based on choices were the only factor at play, there will be no rationale for the large number of migrants arriving at the shores of Europe via Central and Western Mediterranean routes. This emerges from the trend that while several European countries²⁵ make it to the top 20 destinations list, they were still not considered the most popular destination countries as shown by a lesser number of respondents choosing them. These other countries combined receive less scores than the top 5 destinations. This indicated that perhaps the rapid rise in the number of migrants crossing Mediterranean towards Europe for the years 2015 and 2016 was driven by the ease

²³As discussed in Chapter 5.

²⁴ As discussed in Chapter 4.

²⁵ Like: Germany 6th, Sweden 7th, Switzerland 9th, Norway 10th, Denmark 14th, Holland 15th, Italy 16th and France 19th.

of and wider availability of irregular channels of migration than merely due to migrants choosing Europe as a destination. This is further covered in Chapter 7 on routes.

If onward migration from Sudan is only assumed to be directed towards a third country, without taking into account the possibility of return, the analysis can potentially portray a skewed image. Therefore, to confirm the assumption that analysis of migration from Sudan does not include return migration, respondents were also asked about the possibility and their desire to return to the country of origin. A majority of respondents demonstrated a lack of desire to return back to their countries of origin at the time of the survey. However, a majority of respondents expressed the possibility of return, by identifying that they will someday return to their country of origin. Similarly, a majority of respondents agreed that they will return to their countries of origin when the reasons for which they left are solved. This links back to the reasons motivating migration out of the country of origin²⁶, where it was evident that financial and economic reasons emerged at the top of the list. The question remains if these same factors motivating migration outward from the country of origin and onward from Sudan could perhaps motivate migrants to return back to their respective countries of origin?

²⁶ As seen in Chapter 4.

7. Routes

“My journey to Khartoum started from the capital city of Asmara. From there I went by bus to a town of Keren, where my relatives live. After staying there for three days I continued with my journey to Keru, a small town located in the Gash-Barka region of Eritrea. I reached Keru in five days on foot and by camel, with the help of a smuggler arranged for by my relatives. After staying in Keru for some hours I continued with my journey on foot for another day and arrived at a place in Forto near the SAWA military training center. From there I continued towards Wadsharefy refugee camp located across the Eritrea-Sudan border, and after a long and terrible journey on foot I finally reached the camp with the help of a cowherd. From the camp to reach Kassala I took a Toyota Hilux, and after staying in Kassala for two days I came to Khartoum by bus.”

– *Eritrean, Male, 33*

A section of the survey was designed to gain insights into the migration routes taken by migrants and the means of transportation used for the journey. While subsequent analysis of all the findings on routes from this study will be published separately, this chapter elaborates some key findings. First is the identification of evidence for two routes hitherto less known. One of these two routes, from Syria to Sudan, is generally assumed to exist and considered as such based on anecdotal evidence. However, this study generated evidence that all respondents (replying to the question on routes) whose country of origin was Syria had arrived to Khartoum by air directly from Damascus.

The second finding is evidence for a land route connecting Kano, Nigeria, to Khartoum via Chad. This route was reported to be largely navigable on buses throughout the journey, and passed through Darfur before culminating in Khartoum. Other routes connecting Nigeria and Sudan were air routes involving transit through various international airports, largely used by respondents who were university students.

This is depicted in the following migration routes map in Figure 7.1.



Figure 7.1 Migration Routes Map Showing Routes to and Onwards from Sudan

A majority of respondents whose country of origin was Eritrea (100% of those who replied) had crossed international borders on foot. An important trend observed was that almost all respondents migrating from Eritrea who replied to this question reported that they did not cross the international borders (Sudan-Eritrea, or Sudan-Ethiopia) through an official point of entry. A significant trend reflected in the data was that all of the Eritrean migrants had first arrived at a location in Eritrea, in the vicinity of border they intended to cross, via either busses or other vehicles. From there, they trekked across the border on foot until they arrived at a safe location, usually a refugee camp or a city hosting such a camp, inside Ethiopia or Sudan. When migrants from Eritrea reported to cross a border, it was always on foot, be it Eritrea-Ethiopia or Eritrea-Sudan or Ethiopia-Sudan border.

This trend sharply contrasted with other respondents migrating from Ethiopia (country of origin: Ethiopia and Somalia) as they, almost all, reported to have crossed the international border between Ethiopia and

Sudan at Metema-Gallabat border crossing point entering the state of Gedaref, and used busses or other vehicles while crossing the border.

Further trends on migration routes from the study will be subsequently analyzed and published separately.

Another sets of questions asked respondents about their perspective on countries they considered easy to formally migrate to and those considered easy to informally migrate to. Responses received depict an interesting and entirely unexpected trend that highlights routes for onward migration from Sudan.

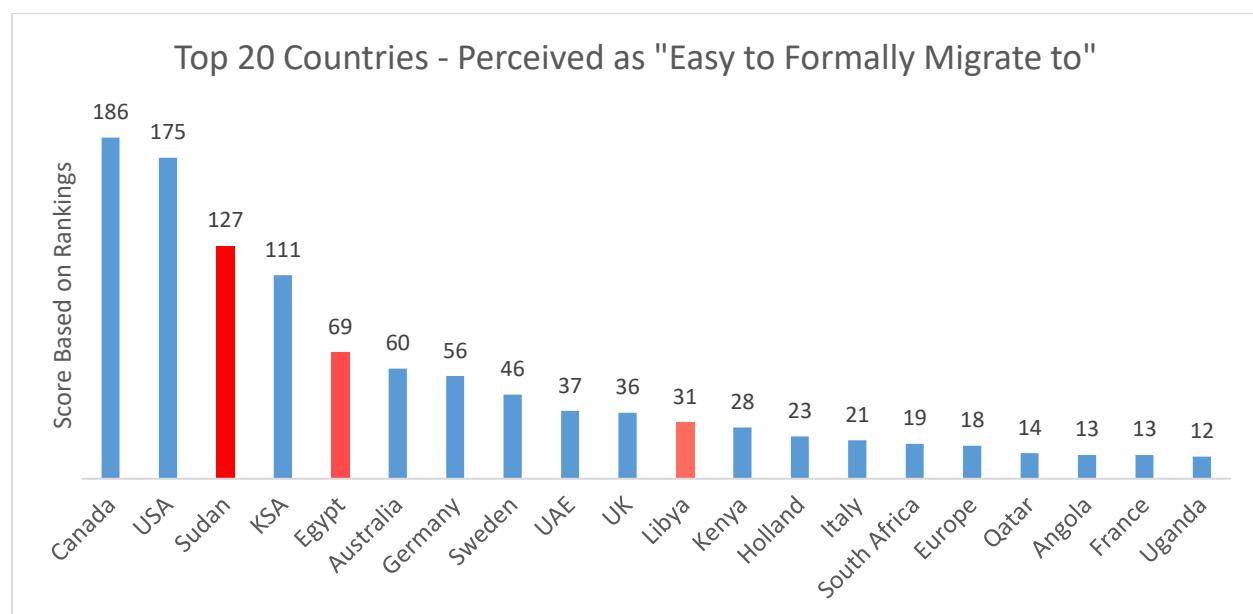


Figure 7.2 Top 20 countries perceived to be easy to formally migrate to. (Q16.1, n = 291, based on 611 responses. Note: Europe was an answer provided by respondents and recorded accordingly.)

From Figure 7.2 on countries perceived to be easy to formally migrate to it emerges that Sudan (3rd) and Egypt (5th) rank considerably high. Perhaps, Sudan gets ranked this high because all migrants responding to the survey have actually already migrated to Sudan, and a considerable proportion of respondents might have done so formally²⁷. While the top two countries to emerge were exactly the same as in the migration destination wish-list²⁸, emergence of Egypt at such a high rank, and that Libya showed up on this list was surprising. Egypt in the migration destination wish-list was at the 18th position, whereas Libya was not amongst the top 20 destination countries. Could this be an indirect indication of migrants'

²⁷ Formal migration was defined as synonymous to regular, and legal migration. The terms formal and informal were used to incorporate both sets of regular/irregular and legal/illegal migrations.

²⁸ As discussed and shown in Chapter 6, Figure 6.8.

perception of migration routes influencing their understanding and perception of which countries are easy to migrate to or not?

Another interesting point to emerge is that United Kingdom ranks lower than Germany and Sweden in this list amongst the European countries, unlike the migration destination wish-list where UK ranked higher than Germany and Sweden (Figure 6.8). This shows that perception of easy to migrate - formally or informally (Figure 7.3) – is also an indication of availability of routes.

Figure 7.3 shows responses to the question about countries perceived easy to informally²⁹ migrate to.

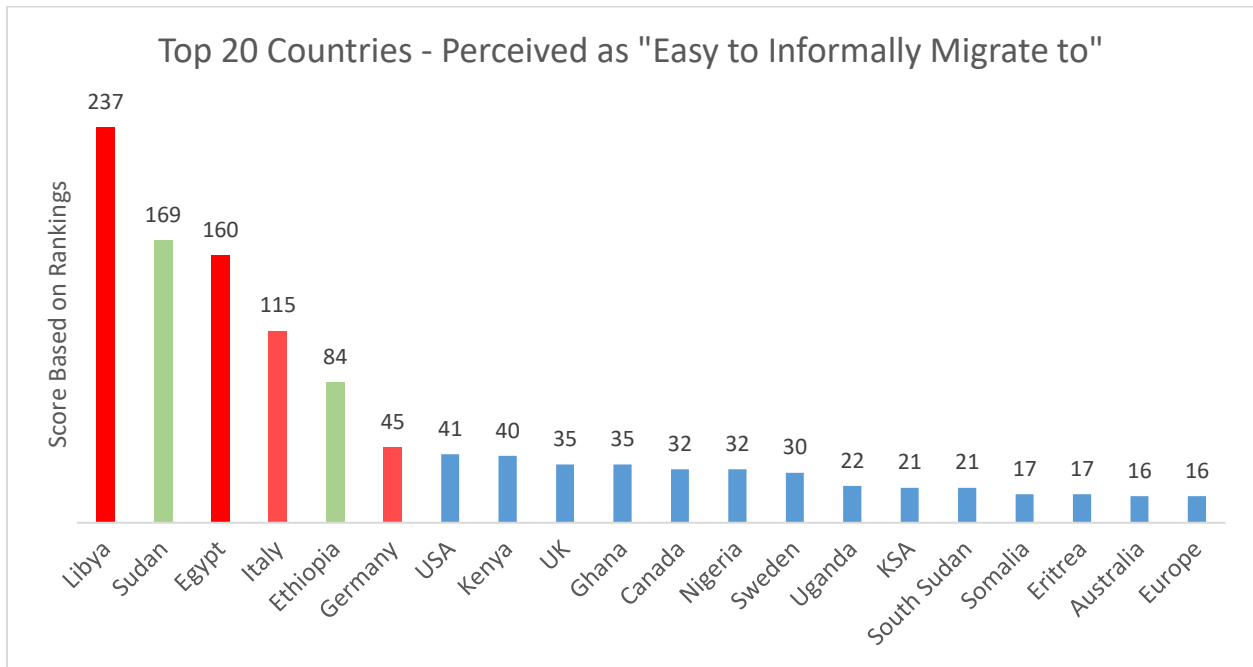


Figure 7.3 Top 20 countries perceived to be easy to informally migrate to. (Q16.2, n = 291, based on 611 responses. Note: Europe was an answer provided by respondents and recorded accordingly.)

Figure 7.3 shows Libya at the first rank, a country that is not amongst top 20 migration destinations wish-list, Sudan at second place, and Egypt at the third spot. Surprisingly, Italy comes at the fourth spot, which indirectly indicates that respondents perceive the routes via Sudan, Libya and Egypt to Italy and onwards as easy to informally migrate. Ethiopia at the fifth spot is a reflection of the fact that a significant proportion of migrants (especially from Eritrea and Somalia) responding to the survey had previously migrated there, or transited through along the route to Sudan. Surprisingly, this list of countries

²⁹ To informally migrate was defined in the reference sheet as: irregular or illegal migration, migration that takes place outside the regulatory norms of the sending, transit and receiving countries. Further elaborated as: Irregular migration includes but is not limited to movement across internal borders, stay or work in a country without necessary documentation or authorization required under immigration regulations of that country. Illegal migration as a term is often restricted to cases of smuggling of migrants and trafficking in persons.

perceived to be easy to informally migrate aligns with the list of countries along the Central Mediterranean Route.

Following two figures further look at the onward migration route from another perspective. They present the findings of questions inquiring respondents about their perception on whether most migrants leaving Sudan, to migrate onwards, first go to Libya or Egypt.

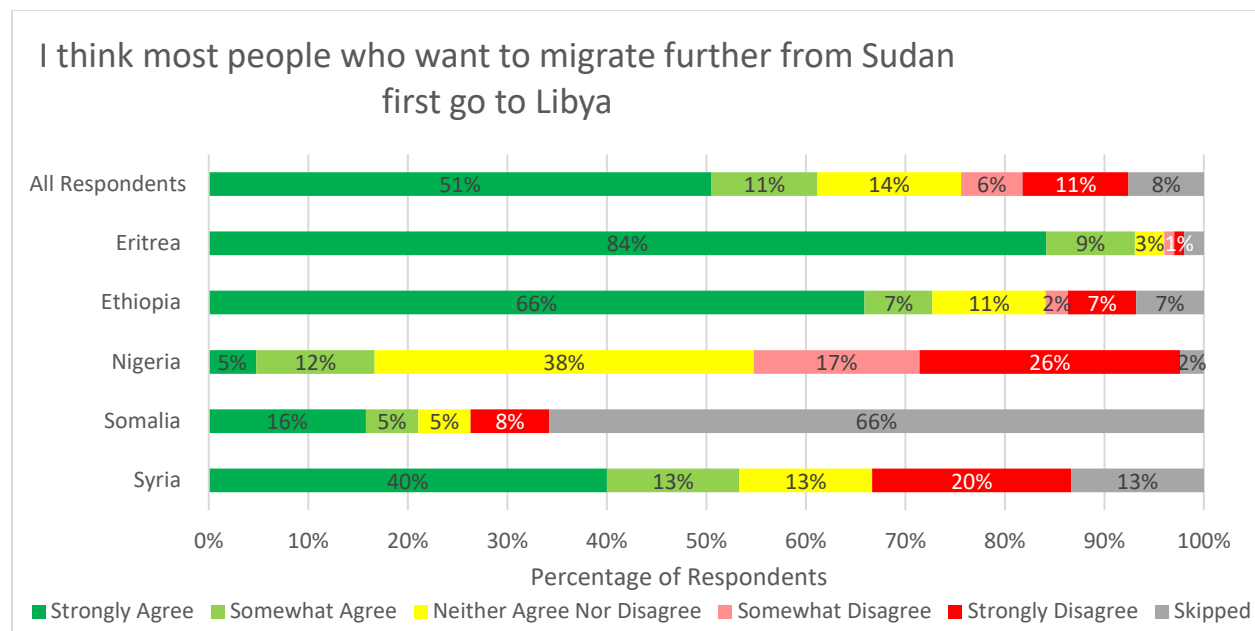


Figure 7.4 Libya as a transit country along onward migration route. (Q18.1, All Respondents n = 291, Eritrea: n = 101, Ethiopia: n = 44, Nigeria: n = 42, Somalia: n = 38, Syria: n = 15)

Figure 7.4 shows that a majority of respondents (62%) agreed that Libya is the next country along onward migration route from Sudan. Similarly, a majority of respondents (59%) agreed with Egypt as the next country along onward migration route as shown in Figure 7.5. However, the nuanced distinction lies in the comparison of strongest agreements from all respondents: 51 per cent of respondents strongly agreed with Libya as the next transit country, however only 29 per cent of the respondents strongly agreed with Egypt.

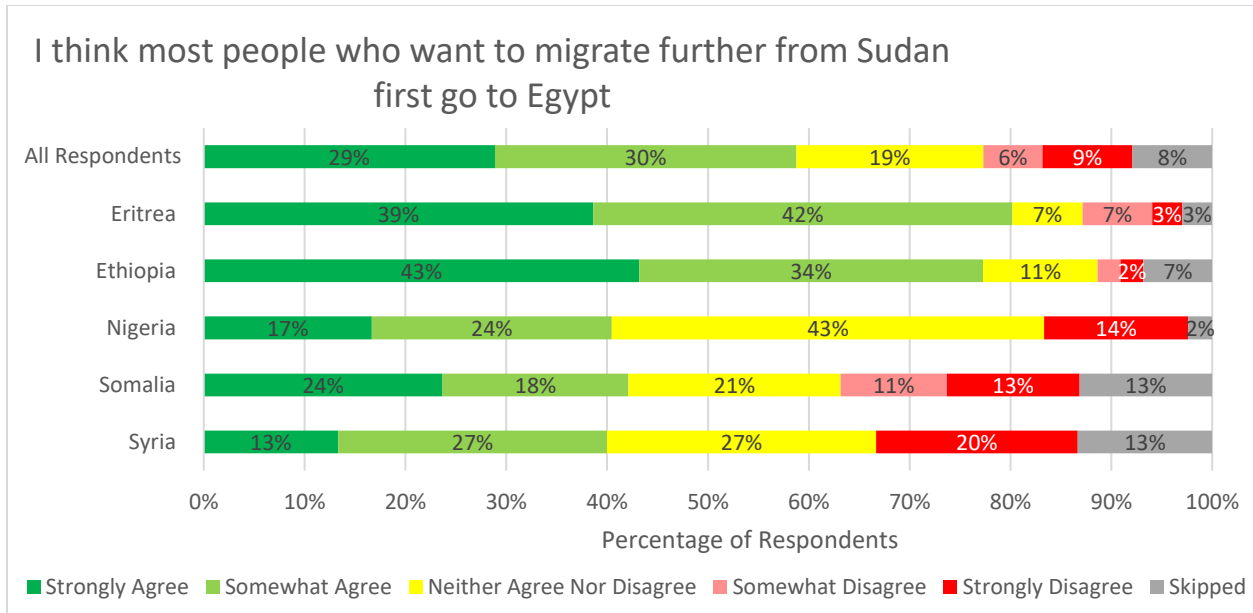


Figure 7.5 Egypt as a transit country along onward migration route. (Q18.2, All Respondents n = 291, Eritrea: n = 101, Ethiopia: n = 44, Nigeria: n = 42, Somalia: n = 38, Syria: n = 15)

Perhaps, both countries can also be safely considered transit countries since they did not rank high in the list of countries that respondents considered as migration destinations in the wish-list (Figure 6.8), and in light of the opinions above it seems a large proportion of migrants perceive them to be the next step in onward migration from Sudan.

Respondents were also asked about their perceptions of the role of migrant smugglers. However, the description and language used to describe smugglers or smuggling networks was sensitized to prevent self-incrimination and made neutral to broaden the scope. Therefore, the term “migrant smuggler” was instead represented by “groups or companies that facilitate irregular migration”. Figure 7.6 shows the responses to the prompt “I think most people who want to migrate further from Sudan use services of groups or companies that facilitate irregular migration to arrange their travel”.

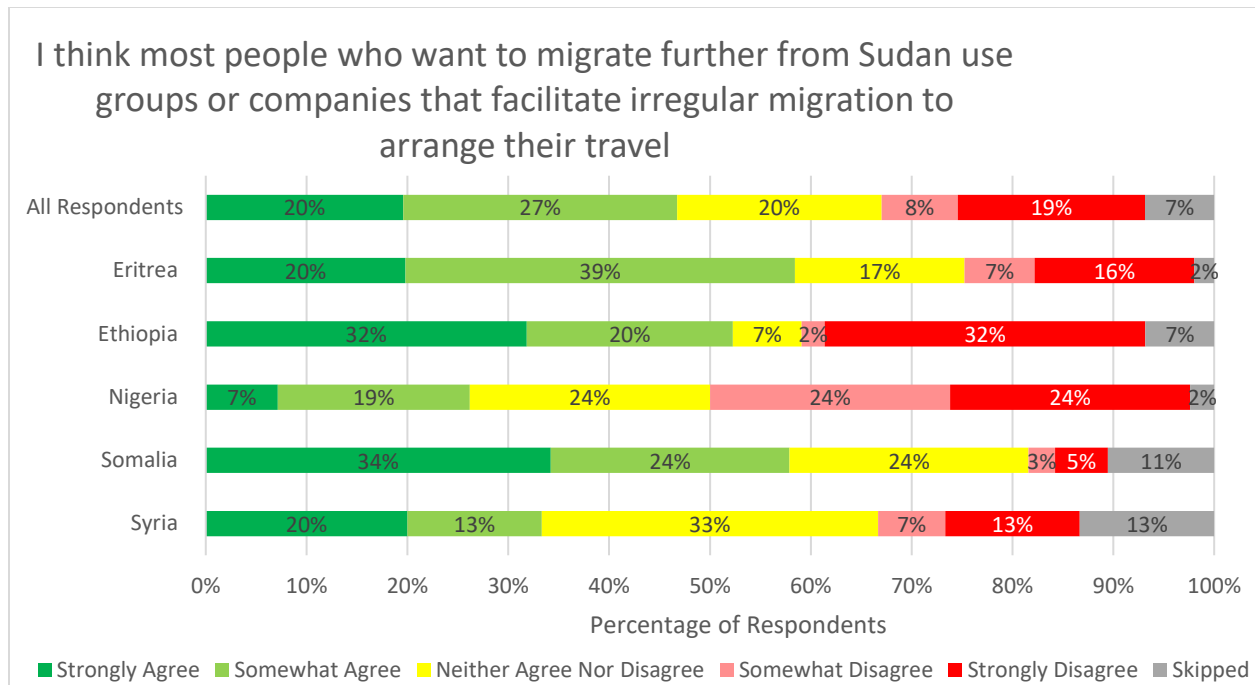


Figure 7.6 Respondents' opinion about use of migrant smugglers for onward migration from Sudan. (Q18.2, All Respondents n = 291, Eritrea: n = 101, Ethiopia: n = 44, Nigeria: n = 42, Somalia: n = 38, Syria: n = 15)

The interesting trend to emerge from this question is that respondents whose country of origin is Eritrea, Ethiopia or Somalia tend to agree with the prompt more than the average of responses from the rest of the sample. This clearly depicts the respondents' perspective on the role of migrant smugglers in providing an alternative channel for onward migration. However, this trend should be contrasted with the trend shown in Figure 7.7, where respondents were asked about their views regarding other migrants and how they might want to irregularly migrate by overstaying their tourist visa.

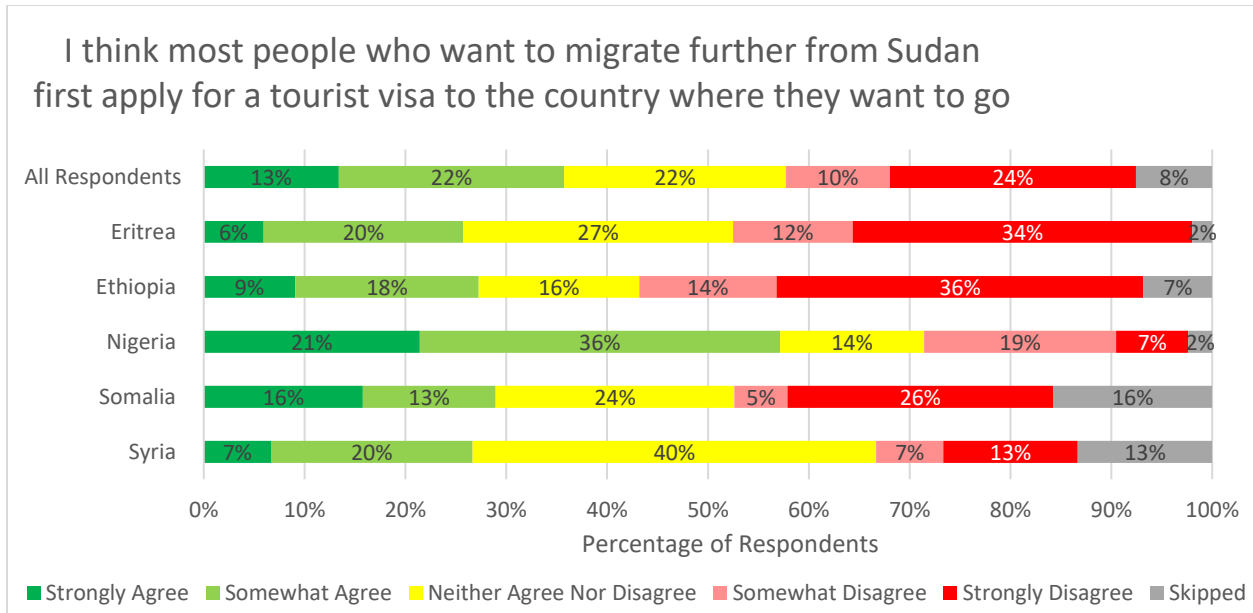


Figure 7.7 Respondents' opinion on other migrants' irregular migration by applying for a tourist visa. (Q18.2, All Respondents n = 291, Eritrea: n = 101, Ethiopia: n = 44, Nigeria: n = 42, Somalia: n = 38, Syria: n = 15)

From the comparison of trends in Figures 7.6 and 7.7 it emerges that the percentage of overall respondents agreeing declines from 47 per cent in favor of the migrant smugglers to 35 per cent in the favor of overstaying a tourist visa as a strategy to migrate informally (irregularly or illegally). The most significant drop depicting this trend is in responses from respondents whose country of origin is Eritrea, and it shows that most Eritrean migrants migrating onward from Sudan would rather use services of migrant smugglers than attempt to obtain a visa or perhaps other regular channels. Similarly, responses from respondents whose country of origin was Nigeria depict the opposite trend.

8. Other Aspects of Decision Making

“Really if you believe to succeed you will not surrender, as for now I have seen torture, robbery and rape throughout my journey why shouldn’t I get through whatever may come? I think this isn’t easy but there is no hope in Africa and I am determined to leave. I am really wishing my plans work well, I leave and make it to Libya and then make it to Europe for better life, last option is going back. I am heading to Norway I heard it is where migrants don’t suffer and they will offer all I need. My friends are already settled and successful there and I communicate with them.”

- *Kenyan, Ethnic Somali, Male, 27*

In the previous chapters, there was always an element of decision making considered while looking at motivations and intentions. The set of reasons considered to form motivations were directly linked with the decision to migrate, towards and onwards from Sudan. This chapter further looks at the role of relatives and friends in migration decision making and presents findings from questions on means and sources of migration related information.

Although, as seen earlier in Chapters 4 and 6, most respondents had already indicated that relatives and family do not play a direct role in motivating migration, the following figures represent replies to other questions on the role of relatives and friends. First respondents were asked if they had any relatives or friends who had already migrated at the time of the survey, as shown in Figure 8.1.

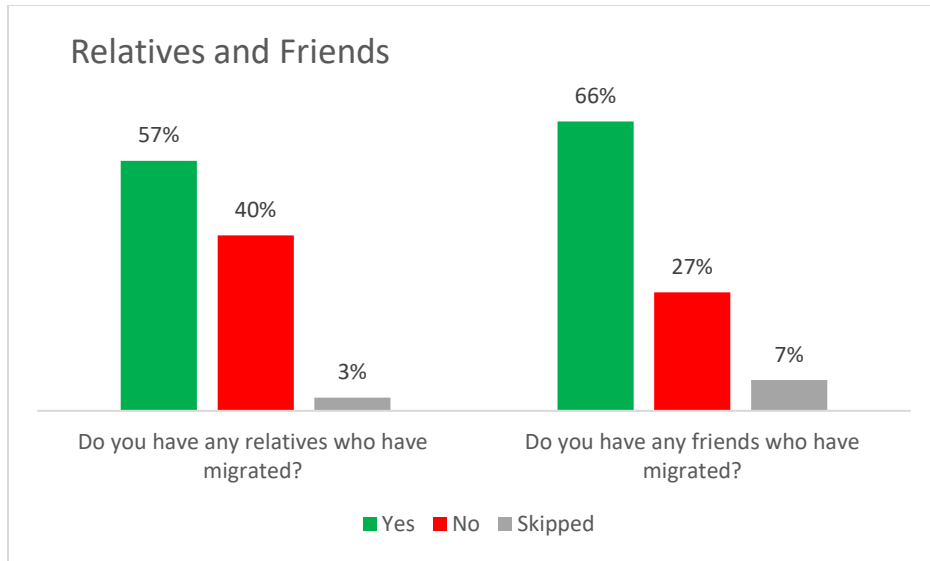


Figure 8.1 Respondents whose relatives or friends have already migrated. (Q#7.1, and Q#7.2, n = 291)

Figure 8.1 shows that a majority of respondents had relatives (57% of the respondents) or friends (66% of the respondents) who had already migrated. To further establish where these relatives and friends might have migrated to another question asked about their current countries of residence, as shown in Figure 8.2 in a list of top 20 countries where relatives and friends had migrated to.

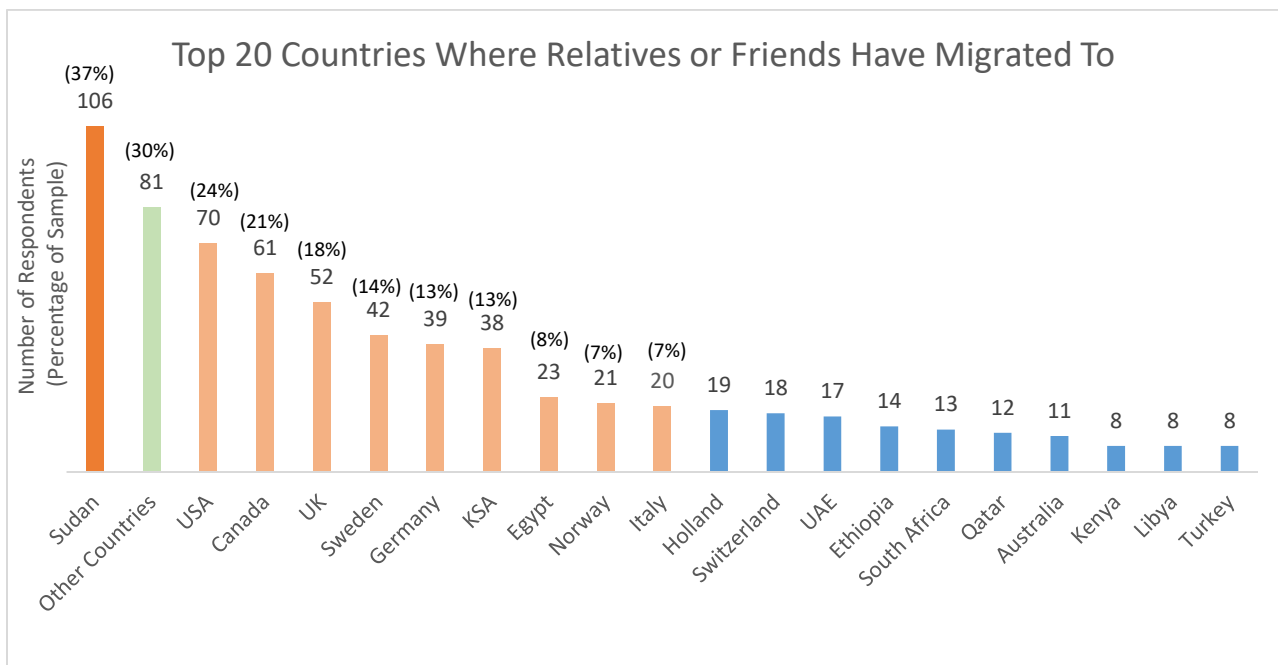


Figure 8.2 Top 20 countries where respondents’ relatives and friends live. (Q#7.3, n = 291, “Other Countries” represents remaining 39 countries reported that individually don't make it to the top 20.)

If relatives and friends have any influence in terms of how respondents – and perhaps migrants in general – choose their destination for migration, then at least 37 per cent of the respondents who had relatives or friends in Sudan have already arrived at that destination. The rest of the list can be matched with the respondents’ intended destination “wish-list” (Figure 6.8) to further establish if relatives or friends influence migrants’ decisions on intended destinations.

The comparison illustrates that the top three countries – apart from Sudan and the group “other countries” made up of countries individually ranked very low – are a match, as United States of America (USA), Canada and the United Kingdom of Great Britain and Ireland (UK) are amongst the top three in both lists (albeit with different order). Apart from Australia which ranks higher on the destination wish-list, in Figure 6.8, Sweden, Germany and the Kingdom of Saudi Arabia (KSA) are once again in the same range of popularity.

This indirect approach of matching data between both lists (Figures 8.2 and 6.8) is perhaps an indication that relatives and friends – who have already migrated – might have an influence on respondents’ choices of destinations, even if not on motivations directly (Figures 4.1 and 6.1).

Subsequently, in a direct question 34 per cent of the respondents, with relatives or friends who had migrated, indicated that these relatives or friends had played a role in their migration related decisions.

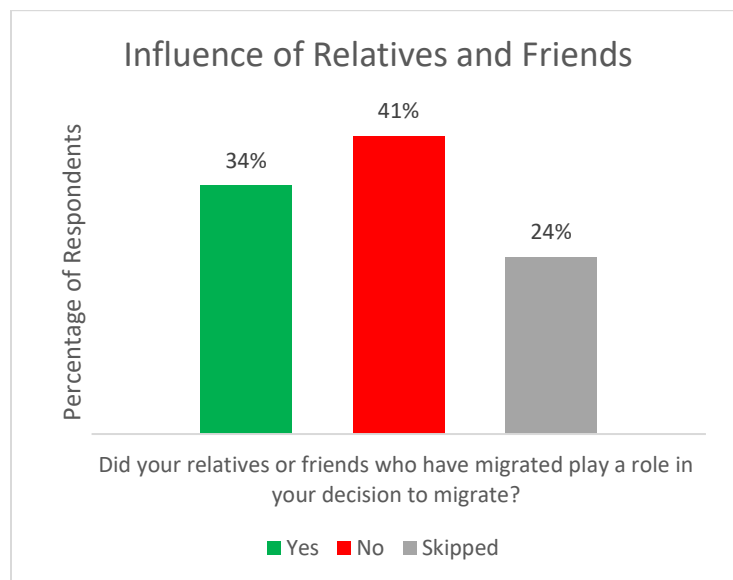


Figure 8.3 Did your relatives or friends who have migrated play a role in your decision to migrate? (Q#7.5, n = 291)

A large proportion of the respondents were asked to skip this question because they had indicated earlier that they did not have any relatives or friends who had migrated. This shows that only a third of all respondents indicated that their relatives or friends who had already migrated play a role in their migration related decision making.

Figure 8.4 depicts the responses to a question on how these relatives and friends who had previously migrated influenced the respondents' migration related decision making.

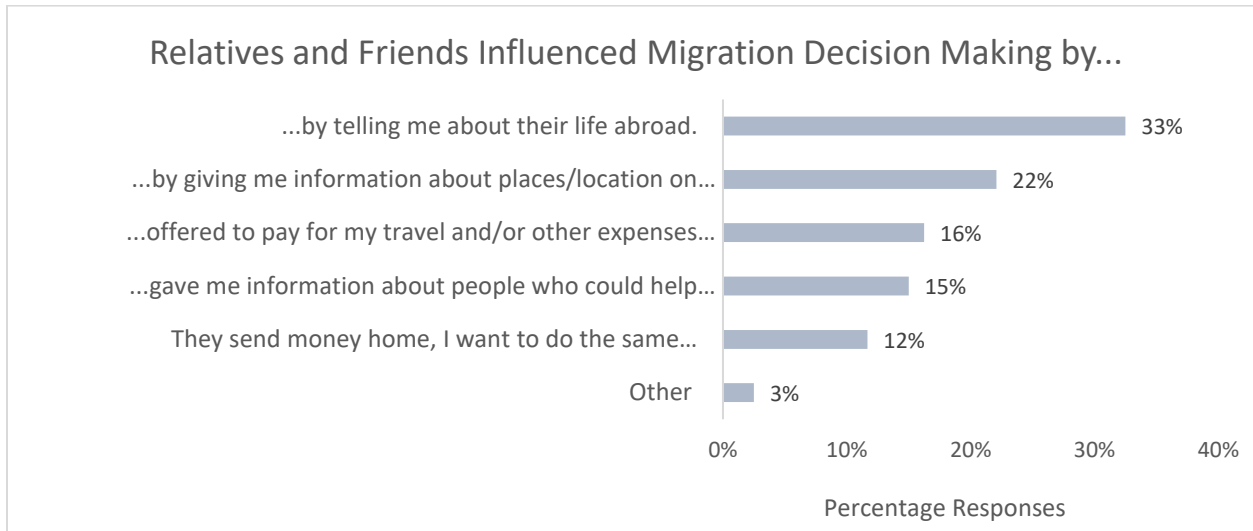


Figure 8.4 How did your relatives or friends who had migrated influence your migration decision? (Q#7.6, Percentage of options selected shown with each chosen option, from a total 240 options selected by respondents.)

The applicable mode of influence that affects the most is by word of mouth, and focuses on information exchange, rather than actual monetary support. Findings from questions on information exchange will soon follow after the Figure 8.5 showing responses to a question where respondents were asked if any of their friends or relatives had migrated in the last two years, during 2014 – 2015 surge in migrant arrivals in Europe.

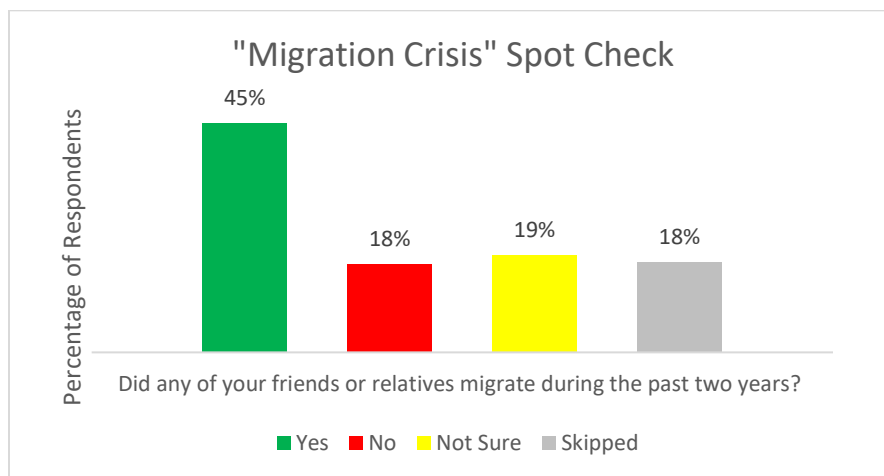


Figure 8.5 "Migration crisis" spot check. (Q#7.4, n = 291, past two years refers to 2014/15)

Figure 8.5 shows that 45 per cent of the respondents had either relatives or friends who had migrated in the past two years (2014/2015).

In another set of questions migrants were asked to rank sources and means of migration related information, and the following two figures graph the findings as from the most popular to the least.

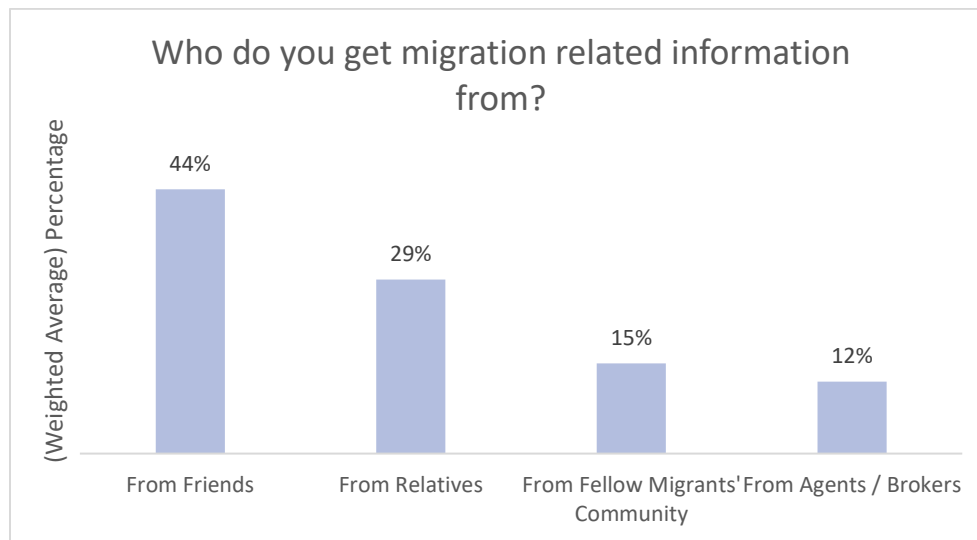


Figure 8.6 Migration information exchange. (Q#11, Percentages are based on weighted average preferences, calculated from 646 responses to the ranking question.)

Most migrants responded that they get their migration related information from Friends (44%), followed by relatives (29%) and finally from fellow migrants' community (15%). In terms of how this information is transmitted it turns out that telephone calls play just as important a role as social media (examples of Facebook and Twitter were given in the survey questionnaire). This is interesting as it contrasts with other studies, based on a small number of interviews, that put a lot of emphasis on social media, whereas this study shows that telephone calls might still be just as important or frequently used as social media.

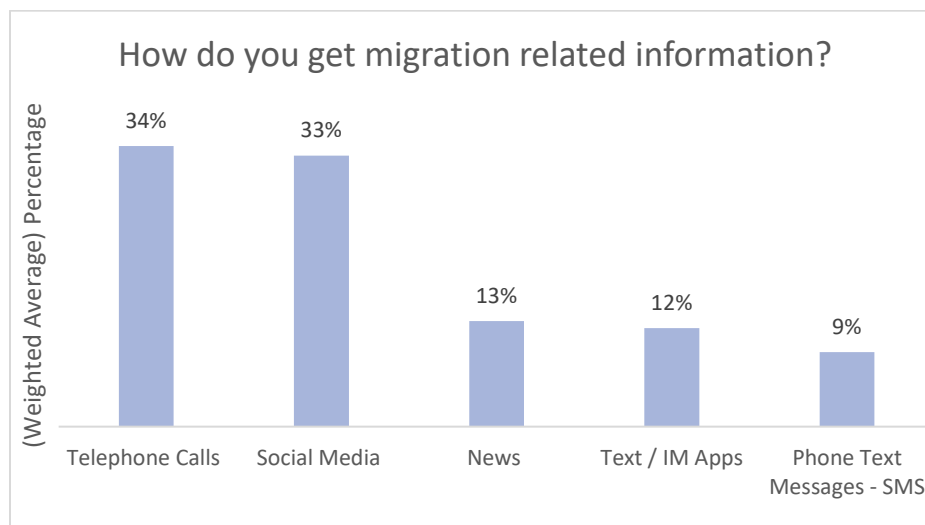


Figure 8.7 How is migration related information gathered? (Q#12, Percentages are based on weight average preferences, calculated from 606 responses to the ranking question.)

9. Conclusions and Recommendations

Migration in the globalized and interconnected context of the 21st century has become an increasingly complex phenomenon. To better understand the underlying dynamics, and the ever-evolving and complex nature of migration flows, it is important to not only consider the circumstances in the countries of origin, but to also explore the circumstances and conditions of life in the transit countries. Similarly, it is also pertinent to understand migrants' motivations and intentions at the onset of migration from their countries of origin, their evolution en route during the course of migration through the transit countries, and finally for onward migration. From this perspective, Sudan as a source, transit and destination country presented a unique opportunity for migration research. This pilot study focused on international migrants in the state of Khartoum, in Sudan, and explored their initial motivations and intentions when leaving the country of origin, circumstances of life in Khartoum and their impact on motivations and intentions for onward migration.

This pilot study has successfully established baselines along various axis, and generated evidence showing that, for migrants surveyed, Sudan was a transit country. The geographic scope of migration to Sudan was found to be wide, as the study captured data and opinions of migrants in Sudan from a total of seventeen different countries of origin. The top five countries of origin for migrants in Sudan, as observed in this study, were Eritrea, Ethiopia, Nigeria, Somalia and Syria. The median age of respondents who participated in the survey was 26 years, and 70 per cent of the migrants who participated in this study were 18 to 30 years old. Noting that the study only covered adult migrants (18 years and above), the actual age demographic of migrants in Sudan might be younger than these findings. A majority of migrants surveyed were male, whereas a third of the sample was composed of female respondents. A majority of migrants surveyed identified cities and towns as the places of their birth and of last residence in their country of origin, and 60 per cent of the respondents had education levels of high school or above.

Motivations

Financial and economic motivators of migration emerged as the most prevalent drivers of migration, as a majority of migrants responding to the survey identified lack of jobs and earning opportunities as a reason for leaving their country of origin. However, life in Khartoum after migration, resulted in a deterioration of earning and job prospects as a majority of respondents were unemployed in Khartoum at the time of the survey. Those who were employed had informal part time jobs with

insecure earning options. In the context of life in Khartoum, after migration, a majority of respondents expressed that they did not earn enough to meet their basic needs, and showed overall dissatisfaction with their life in Sudan in comparison to life before migration. When asked about motivations for onward migration it was not surprising that a majority (77%) of the respondents agreed that they want to migrate onwards from Sudan for better job opportunities. When responses from asylum seeker and refugee respondents were compared to responses from other respondents it emerged that financial and economic concerns mattered to them just as much.

Safety, security and freedom emerged as the second most prevalent driver of migration. In the context of mixed migration, the statistical fact that emerged from this study was that financial and economic reasons also mattered to those migrating primarily because of safety, security and freedom related concerns.

As seen in this study a majority of respondents who reported to be refugees also agreed that they left their country of origin because: there were not enough jobs (66% refugee versus 54% non-refugee respondents); I didn't earn enough to support my family (63% refugee versus 42% non-refugee respondents); and I didn't earn enough to meet my basic needs (63% refugee versus 50% non-refugee respondents). When it came to safety, security and freedom related reasons motivating migration refugee respondents responded much more strongly than non-refugee respondents. For instance, a majority (79%) of the respondents who reported to be refugees agreed that they left their country of origin because of fear of arbitrary arrest and detention, whereas only a third (33%) of respondents who reported to not have a refugee status chose this as one of the reasons for leaving their country of origin.

The fact that overall safety, security and freedom related concerns ranked below financial and economic reasons is perhaps an indication of the nature of mixed migration flows. The trends observed show that mixed migration flows are not only composed of individuals that can be characterized as per the various statuses granted under the international or particular state laws but that these individuals' migration might also be motivated by a mix of reasons.

In the context of life in Khartoum a majority of respondents (50%) agreed that after migrating to Khartoum they felt safe. However, a country of origin comparison among the respondents revealed that a majority (61%) of the respondents whose country of origin was Eritrea did not agree that they feel safe. In terms of freedom less than half of the respondents (42%) agreed that they feel more free in Sudan than in their country of origin.

A surprising finding was that a desire to study abroad, and to gain access to better healthcare when considered together – from the category of other reasons motivating migration – came out as significantly strong drivers of migration. A majority (53%) of the respondents agreed that they had left their country of origin because they wanted to study abroad. Similarly, when asked about onward migration from Sudan a considerable proportion of all respondents and majority of those who wanted to further migrate from Sudan (44%) agreed that they want to migrate to another country to study there. In terms of healthcare, a majority of respondents (65%) agreed that they want to migrate to another country to get access to better healthcare, whereas a significant proportion (46%) of respondents agreed that they had actually left their countries of origin to get access to better healthcare. In terms of life in Khartoum less than a third (29%) of the respondents were actually studying, whereas in terms of access to healthcare only a third (33%) of the respondents agreed that they had better access to healthcare in Khartoum.

Intentions

In terms of migration intentions, a majority of respondents (55%) expressed that they had no intention of living in Sudan even at the time of leaving their country of origin while migrating to Sudan, and a majority (63%) agreed they had only come to Sudan as it was the first country they could migrate to. This is a geographical reality for a large number of migrants from East and Horn of Africa. Furthermore, a majority of respondents (70%) confirmed that even at the time of leaving their country of origin they had wanted to go to some other country than Sudan. These findings confirm the status of Sudan as a transit country.

The study indicates that life in Khartoum increased migrants' resolve to migrate onwards. Majority of respondents (79%) expressed that after living in Sudan they wanted to migrate to another country. This can be considered to be due to a deterioration in financial and economic circumstances as reported by a majority of the respondents. The top reason to emerge as to why the respondents were still in Khartoum, despite their intentions of onward migration, was that they wanted to save enough money to pay for their travel. This seems to indicate a catch-22 given the fact that a majority of migrants reported to be unemployed, and those who were employed were informally working at insecure and relatively low paying jobs.

A majority of respondents (76%) expressed willingness to return to their country of origin if the reasons they left for were resolved. Similarly, a majority of respondents (64%) reported that they intended to return to their country of origin someday. A very small proportion of respondents (8%) however agreed that they wanted to return to their country of origin at the time of the survey, and a similarly small proportion (7%) of the respondents expressed the impossibility of ever returning to their country of origin. These trends confirmed that the most desired option in what comes to onward migration from Sudan is migration to a third country, and not return to the country of origin. In light of this it becomes important to understand the respondents' intended migration destinations.

Routes and Perceptions

Analysis of trends on migration destinations and countries perceived to be easy to formally or informally migrate to indicated that onward migration from Sudan is not merely driven by a desire to migrate and the intention to do so, but is also a result of the available possibilities. A majority of migrants expressed their desire to migrate to Canada, the United States of America and the United Kingdom. However, when asked about countries easy to informally migrate to – defined as irregularly or illegally – the top 5 countries to emerge were all along Central Mediterranean Route. Libya was perceived to be the easiest country to informally migrate to, followed by Sudan, Egypt, Italy, and Ethiopia, whereas Germany emerged at the 6th place. In specific 62 per cent of the respondents agreed that most people who want to migrate further from Sudan first go to Libya. Furthermore, 47 per cent of the respondents identified the role of migrant smugglers in helping people who want to irregularly migrate further from Sudan.

Part of the study focused on the routes taken to reach Sudan resulted in identifying two relatively less known routes: from Nigeria to Sudan, by road, via Chad, and from Syria to Sudan directly by air. The road route connecting Nigeria to Sudan goes through Chad and the most reported mode of transportation used for major parts of this journey was via bus or other vehicles. The route from Syria to Sudan has previously been known through anecdotal evidence and the most common assumption was that Syrians arriving to Sudan in the aftermath of civil war in Syria did so via Turkey, whereas, in this study ample evidence emerged showing that almost all respondents migrating from Syria had arrived via direct flights out of Damascus. Another interesting trend to emerge was that all respondents whose country of origin was Ethiopia had passed through border towns using vehicles, whereas respondents from Eritrea had all crossed international borders on foot, at various points far from border posts or check-points.

Decision making

While motivations and intentions also broadly influence decision making, a part of the study specifically covered migration decision making from other perspectives, like the role of family and friends. When asked directly a large proportion (41%) of the respondents reported that their family or relatives and friends who had migrated already had no influence or role in their migration decisions, despite the fact that a majority of respondents had either relatives (57%) or friends (66%) who had also migrated. Whereas, 45 per cent of the respondents had relatives or friends who had migrated during the last two years (2014-2015). Only a small minority (14%) of the respondents had left their country of origin because of migration of their families. It emerged that while relatives and friends played a role in information sharing and to a limited scale in providing financial support, overall their role in influencing migration decision making was not significant.

Recommendations

Future Research

Future migration research in Sudan should be scaled up to cover a larger sample. This can be done via regular implementation of an improved version of the survey used in this study. Scaling up of the surveys and interviews to cover large number of migrants will not only result in a refinement of the findings but will render them representative. This should be carried out in tandem with a migrant population census or baseline estimation, to establish accurate and reliable migration stock figures, and simultaneous migration flow monitoring – as carried out via IOM's Displacement Tracking Matrix (DTM) – to establish reliable migrant flow figures. This approach will result in developing a comprehensive understanding of migration in, through and out of Sudan.

Another recommendation for migration research in Sudan is to broaden the scope of the future studies to include minors or to design and implement specific migration research focused on unaccompanied minors. Similarly, specific and targeted research on student migration in Sudan will further help in understanding the dynamics underlying the migration of international students to Sudan.

This study in its limited geographic and population context was successful in demonstrating the impact of migration on employment circumstances for respondents. However, in the broader context of migration to Sudan a detailed study focused on the migration–development nexus is necessary to further identify actionable steps that can be taken to result in improved migration management and governance for the benefit of both migrants and Sudan. Similarly, to establish the extent to which different migration management initiatives will facilitate migrants and benefit Sudan mutually, a thorough review of existing migration policies, practices and priorities is necessary.

Future studies of migration to, through and out of Sudan should also cover the role of migrant smugglers and smuggling networks in details, so as to establish an understanding of their business models to help develop a comprehensive counter migrant smuggling strategy that goes beyond its law enforcement aspect as focused on in the Khartoum Process.

Migration Management and Development

Some of the most readily identifiable steps in terms of programming are those aimed at providing migrants with assistance in the broader context of migration management. In light of the study’s findings two of the most promising avenues are related to providing healthcare and education assistance to migrants in Sudan. A majority of respondents in this study had identified with a desire to access better healthcare and to study abroad as two important factors motivating migration towards Sudan and subsequently onwards.

Provision of better access to healthcare for migrants in Sudan can potentially result in a reduction of migrants identifying with this specific motivation for onward migration. Similarly, encouraging and facilitating migrant enrollment in educational and vocational programs at various levels could also potentially result in a reduced motivation for onward migration, especially if carried out with an aim of promoting gainful employment in Sudan for the mutual benefit of migrants and the Sudanese economy.

As seen throughout the study a lack of jobs in the country of origin and a desire to find better jobs had motivated most respondents to migrate towards Sudan and potentially onwards. This trend indicates the possibility of benefitting from private sector foreign direct investment facilitated by international development agencies, and direct development aid to the countries of origin and transit like Sudan in a migration context. Therefore, it is strongly recommended that migration should be mainstreamed in development programming and planning in Sudan (IOM, 2010). One of the foremost and immediate steps that can be taken in this direction is to institutionalize awareness raising of migration-development nexus in Sudan. This can be tied in with the aim of supporting Sudan in establishing a coordinated national migration policy as discussed next.

There is a strong need for Sudan to develop a coordinated national migration policy, and Sudan can truly benefit from international collaboration via a strategic mechanism, as was previously seen in the case of UNHCR-IOM joint strategy against human trafficking that precluded the Combatting of Human Trafficking Act 2014. In the particular case of developing a migration policy Sudan can also benefit from IGAD's Regional Migration Policy Framework (IGAD, 2012). Subsequently, in light of this policy, further steps should also be taken to help Sudan fulfill skilled labor market needs and gaps in a way that benefits both Sudan and the migrants. Furthermore, as per the specifics of the policy that is eventually adopted, Sudan should also be assisted in improving border management via implementation of an integrated border management approach.

References

Altai Consulting

- 2013 Mixed Migration: Libya at the Crossroads, Mapping of Migration Routes from Africa to Europe and Drivers of Migration in Post-revolution Libya. Available at: www.altaiconsulting.com/insights/mixed-migration-libya-at-the-crossroads/ (accessed 19 February 2017).
- 2015 Migration Trends Across the Mediterranean: Connecting the Dots. Available at: www.altaiconsulting.com/insights/migration-trends-across-the-mediterranean-connecting-the-dots/ (accessed 19 February 2017).

Babiker, M. A.

- 2011 Irregular Migration in Sudan: A Legal Perspective. *Analytic and Synthetic Notes: Circular Migration Series: Socio-Political Module*. CARIM-AS 2011/64. Consortium for Applied Research on International Migration (CARIM), Florence. Available at: http://cadmus.eui.eu/bitstream/handle/1814/18976/CARIM_ASN_2011_64.pdf?sequence=1 (accessed 19 February 2017).

Danish Refugee Council

- 2013 “We risk our lives for our daily bread”: Findings of the Danish Refugee Council Study of Mixed Migration in Libya. Available at: <http://reliefweb.int/report/libya/we-risk-our-lives-our-daily-bread-findings-danish-refugee-council-study-mixed-migration> (accessed 19 February 2017).

EU – Horn of Africa Migration Route Initiative

- 2014 Declaration of the Ministerial Conference of the Khartoum Process, 28 November 2014, Rome. Available at: www.esteri.it/mae/approfondimenti/2014/20141128_political_declaration.pdf (accessed 19 February 2017)

Intergovernmental Authority on Development (IGAD)

- 2012 IGAD Regional Migration Policy Framework. Available at: <http://migration.igad.int/wp-content/uploads/2017/02/Regional-Migration-Policy-Framework1.pdf> (accessed 19 February 2017)

International Organization for Migration (IOM)

- 2010 Mainstreaming Migration into Development Planning: A handbook for policy-makers and practitioners. Available at: www.globalmigrationgroup.org/system/files/uploads/UNCT_Corner/theme7/mainstreamingmigration.pdf (accessed 19 February 2017).
- 2011 Migration in Sudan: A Country Profile 2011. IOM, Sudan. Available at: <https://publications.iom.int/books/migration-sudan-country-profile-2011> (accessed 19 February 2017).
- 2016 Mediterranean Update, 17 February 2017. Available at: migration.iom.int/docs/MMP/170216_Mediterranean_Update.pdf (accessed 19 February 2017).

Mixed Migration Hub (MHub)

- 2015 Conditions and Risks of Mixed Migration in North East Africa, Study 2. Available at: www.mixedmigrationhub.org/fr/2015/02/01/default-featured-article/ (accessed 19 February 2017).

Perrin, D., T. Jaulin, and A. D. Bartolomeo

- 2012 CARIM – Migration Profile: *Sudan, The Demographic-Economic Framework of Migration; The Legal Framework of Migration; The Socio-Political Framework of Migration*. Consortium for Applied Research on International Migration (CARIM), Florence. Available at: http://carim-south.eu/carim/public/migrationprofiles/MP_Sudan_EN.pdf (accessed 19 February 2017).

Regional Mixed Migration Secretariat (RMMS)

- 2014 Blinded by Hope; Knowledge, Attitudes and Practices of Ethiopian migrants. Mixed migration research series, study 6. Available at: www.regionalmms.org/index.php/research-publications/feature-articles/item/26 (accessed 19 February 2017).
- 2016 RMMS Trend Summary and Analysis, Regional Mixed Migration in the Horn of Africa and Yemen in 2016, 2ND Quarter, 2016. Available at: www.regionalmms.org/trends/RMMS%20Mixed%20Migration%20Trends%20Q2%202016.pdf (accessed 19 February 2017).

Republic of the Sudan

- 2014 Sudan: Asylum Act 2014. Arabic text available at: www.refworld.org/docid/542bad9c4.html and unofficial translation at: www.pclrs.com/downloads/asylum-act-2014.doc (accessed 19 February 2017).
- 2014 Combatting of Human Trafficking Act 2014. Available at: http://www.ilo.org/dyn/natlex/natlex4.detail?p_lang=&p_isn=99189&p_classification=03 (accessed 19 February 2017)

Stern, M.

- 2015 The Khartoum Process: Critical assessment and policy recommendations. IAI Working Papers 15 | 49. Istituto Affari Internazionali, Rome. Available at: www.iai.it/en/pubblicazioni/khartoum-process-critical-assessment-and-policy-recommendations (accessed on 19 February 2017).

UN General Assembly

- 1951 Convention Relating to the Status of Refugees, 28 July 1951, United Nations, Treaty Series, vol. 189, p. 137. Available at www.refworld.org/docid/3be01b964.html (accessed 19 February 2017).
- 1967 Protocol Relating to the Status of Refugees, 31 January 1967, United Nations, Treaty Series, vol. 606, p. 267. Available at: www.refworld.org/docid/3ae6b3ae4.html (accessed on 19 February 2017).

UN OCHA

- 2016 Sudan: Humanitarian Needs Overview 2016. Available at: <http://reliefweb.int/report/sudan/sudan-humanitarian-needs-overview-2016-enar> (accessed 19 February 2017).
- 2017 Sudan Weekly Humanitarian Bulletin, Issue 3, 16-22 January 2017. Available at: <http://reliefweb.int/report/sudan/sudan-humanitarian-bulletin-issue-26-20-26-june-2016-enar> (accessed 19 February 2017).

UN Department of Economic and Social Affairs

- 2015 Trends in International Migrant Stock: Migrants by Destination and Origin. Available at: www.un.org/en/development/desa/population/migration/data/estimates2/estimates15.shtml (accessed 19 February 2017).

US Department of State

- 2015 Sudan 2015 Human Rights Report, US Department of State. Available at: <https://www.state.gov/documents/organization/252945.pdf> (accessed 19 February 2017).

Annex A

MIGRANT SURVEY

I would like to invite you to participate in this survey commissioned by the International Organization for Migration (IOM). The aim of this survey is to know more about migrants' experiences to help inform future policy, programming, advocacy and research on migration.

Your participation in this survey will be completely voluntary and anonymous. Your identity will not be recorded, and any personal information like gender, age, nationality etc. will be kept confidential, as non-identifiable data. There is no compensation for participating nor any penalty for not participating in this survey. You can ask to skip any questions if you may wish to not answer, or withdraw from the survey at any time. The survey would take around 40 minutes to complete.

Your participation will be much appreciated, if you consent to do so. Yes, I consent.

1		Basic Information			
1.1	How old are you?		1.2	Gender	<input type="checkbox"/> Female <input type="checkbox"/> Male <input type="checkbox"/> Transgender
1.3	Ethnicity / Tribe		1.4	Religion	
1.5	Nationality				
1.6	Place of Birth	Country:	*State/Region:		
		<input type="checkbox"/> Town / <input type="checkbox"/> City/ <input type="checkbox"/> Village:			
1.7	Marital Status	<input type="checkbox"/> Single <input type="checkbox"/> Married <input type="checkbox"/> Committed <input type="checkbox"/> Divorced/Separated <input type="checkbox"/> Widowed			
1.8	Number of Children		1.9	Are you currently studying?	<input type="checkbox"/> Yes <input type="checkbox"/> No
1.10	If yes in 1.9, at what level are you studying?				
1.11	What is the Highest Level of Formal Education you have finished so far?	<input type="checkbox"/> Less than 1 year <input type="checkbox"/> Grades 2-9 <input type="checkbox"/> Grades 10-12 <input type="checkbox"/> High-school (finished) <input type="checkbox"/> Technical/Vocational Diploma (Certificate) <input type="checkbox"/> University (BA, BS, BSc etc.) <input type="checkbox"/> Post Graduate (MS, PhD etc.)			
1.12	Where were you most recently living in your country of origin, before you came to Sudan?	*State/Region:			
		<input type="checkbox"/> Town/ <input type="checkbox"/> City/ <input type="checkbox"/> Village:			
1.13	Were you living with your family there?	<input type="checkbox"/> Yes <input type="checkbox"/> No			
1.14	When did you come to Sudan (most recently)?	month:	/ year:		
1.15	If you have ever come to Sudan before, please mention the month/years of previous visits:	month:	/ year:	month:	/ year:
		month:	/ year:	month:	/ year:
1.16	Have you ever migrated to any other country than Sudan?	<input type="checkbox"/> Yes <input type="checkbox"/> No			
1.17	If yes in 1.16, which countries did you migrate to, for what reason (<i>to live, study, visit or job etc</i>), and when?	Country:	Reason:	mo.:	/ yr.:
		Country:	Reason:	mo.:	/ yr.:
		Country:	Reason:	mo.:	/ yr.:
		Country:	Reason:	mo.:	/ yr.:

SID: S#: | 1

2	Languages (Fill as many options in 2.1, and circle the corresponding options in the following questions)					
2.1	What languages do you know?	a.	b.	c.	d.	e. f.
2.2	What languages do you speak at home (in Sudan)?	a b c d e f				
2.3	What languages do you speak for shopping in market* (in Sudan)?	a b c d e f				
2.4	Which of these languages have you studied formally (at school etc)?	a b c d e f None				
2.5	Which of these languages are you fluent in?	a b c d e f				

3	Current Work (If answer is Yes in 3.1, complete section, if No move to Section 4)					
3.1	Are you currently working?	<input type="checkbox"/> Yes <input type="checkbox"/> No	3.2	Did you sign a contract for this job?	<input type="checkbox"/> Yes <input type="checkbox"/> No	
3.3	What is your current job?			3.4	Are you self employed?	<input type="checkbox"/> Yes <input type="checkbox"/> No
3.5	How often do you get paid?	<input type="checkbox"/> Upon completing the task <input type="checkbox"/> Daily <input type="checkbox"/> Weekly <input type="checkbox"/> Bi-Weekly <input type="checkbox"/> Monthly				
3.6	Do you earn enough to meet your basic needs?	<input type="checkbox"/> Yes <input type="checkbox"/> No				
3.7	Do you earn enough to save some money?	<input type="checkbox"/> Yes <input type="checkbox"/> No				
Please tell us about the following statement, how much do you agree or disagree with it:						
		Strongly Disagree	Somewhat Disagree	Neither Agree Nor Disagree	Somewhat Agree	Strongly Agree
3.8	I am satisfied with my current work / job	<input type="checkbox"/>	<input type="checkbox"/>	<input type="checkbox"/>	<input type="checkbox"/>	<input type="checkbox"/>

4	Work in the Country of Origin (If answer is Yes in 4.1, complete section, if No move to Section 5)					
4.1	Did you work in your country?	<input type="checkbox"/> Yes <input type="checkbox"/> No	4.2	Were you getting paid for it?	<input type="checkbox"/> Yes <input type="checkbox"/> No	
4.3	How often did you get paid?	<input type="checkbox"/> Upon completing the task <input type="checkbox"/> Daily <input type="checkbox"/> Weekly <input type="checkbox"/> Bi-Weekly <input type="checkbox"/> Monthly				
4.4	What job(s) did you have then?					
4.5	Did you earn enough to meet your basic needs?	<input type="checkbox"/> Yes <input type="checkbox"/> No				
4.6	Did you earn enough to save some money?	<input type="checkbox"/> Yes <input type="checkbox"/> No				
Please tell us about the following statement, how much do you agree or disagree with it:						
		Strongly Disagree	Somewhat Disagree	Neither Agree Nor Disagree	Somewhat Agree	Strongly Agree
4.7	I was satisfied with my work / job then	<input type="checkbox"/>	<input type="checkbox"/>	<input type="checkbox"/>	<input type="checkbox"/>	<input type="checkbox"/>

SID: S#: | 2

5 What was the route you took to reach Khartoum, on your most recent journey from your country?				
	*Please mention the names of major places, like cities or towns, that you remember you stayed at (or passed through), with details in next columns:	Date you reached this place: (date/month/year)	Date you left this place: (date/month/year)	Mode of transportation used:
5.1	Starting Place:			
5.2				
5.3				
5.4				
5.5				
5.6				
(Please attach an extra sheet, if needed.)				

6 Please tell us about the following statements, how much do you agree or disagree with them:						
	<i>I left my country because....</i>	Strongly Disagree	Somewhat Disagree	Neither Agree Nor Disagree	Somewhat Agree	Strongly Agree
6.1	...of a threat to my safety due to conflict*	<input type="checkbox"/>	<input type="checkbox"/>	<input type="checkbox"/>	<input type="checkbox"/>	<input type="checkbox"/>
6.2	...of a threat to my safety due to my belief*	<input type="checkbox"/>	<input type="checkbox"/>	<input type="checkbox"/>	<input type="checkbox"/>	<input type="checkbox"/>
6.3	...I wanted to study abroad	<input type="checkbox"/>	<input type="checkbox"/>	<input type="checkbox"/>	<input type="checkbox"/>	<input type="checkbox"/>
6.4	...I wanted to have access to better health care	<input type="checkbox"/>	<input type="checkbox"/>	<input type="checkbox"/>	<input type="checkbox"/>	<input type="checkbox"/>
6.5	...there were not enough jobs, or work	<input type="checkbox"/>	<input type="checkbox"/>	<input type="checkbox"/>	<input type="checkbox"/>	<input type="checkbox"/>
6.6	...I didn't earn enough to meet my basic needs	<input type="checkbox"/>	<input type="checkbox"/>	<input type="checkbox"/>	<input type="checkbox"/>	<input type="checkbox"/>
6.7	...I didn't earn enough to support my family	<input type="checkbox"/>	<input type="checkbox"/>	<input type="checkbox"/>	<input type="checkbox"/>	<input type="checkbox"/>
6.8	...of forced military (or civil) service	<input type="checkbox"/>	<input type="checkbox"/>	<input type="checkbox"/>	<input type="checkbox"/>	<input type="checkbox"/>
6.9	...my family was leaving, so I left with them	<input type="checkbox"/>	<input type="checkbox"/>	<input type="checkbox"/>	<input type="checkbox"/>	<input type="checkbox"/>
6.10	...of environmental reasons*	<input type="checkbox"/>	<input type="checkbox"/>	<input type="checkbox"/>	<input type="checkbox"/>	<input type="checkbox"/>
6.11	...I didn't have freedom of expression*	<input type="checkbox"/>	<input type="checkbox"/>	<input type="checkbox"/>	<input type="checkbox"/>	<input type="checkbox"/>
6.12	...I didn't have freedom of movement*	<input type="checkbox"/>	<input type="checkbox"/>	<input type="checkbox"/>	<input type="checkbox"/>	<input type="checkbox"/>
6.13	...I wanted to join my relatives living abroad	<input type="checkbox"/>	<input type="checkbox"/>	<input type="checkbox"/>	<input type="checkbox"/>	<input type="checkbox"/>
6.14	...I feared being arrested and detained	<input type="checkbox"/>	<input type="checkbox"/>	<input type="checkbox"/>	<input type="checkbox"/>	<input type="checkbox"/>
6.15	...I was promised a job in Sudan	<input type="checkbox"/>	<input type="checkbox"/>	<input type="checkbox"/>	<input type="checkbox"/>	<input type="checkbox"/>
6.16	Other (specify):	<input type="checkbox"/>	<input type="checkbox"/>	<input type="checkbox"/>	<input type="checkbox"/>	<input type="checkbox"/>

SID: S# | 3

7	Please answer the following (If any answer is Yes to 7.1 / 7.2 complete, if both are No , move to section 8)	
7.1	Do you have any relatives who have migrated?	<input type="checkbox"/> Yes <input type="checkbox"/> No
7.2	Do you have any friends who have migrated?	<input type="checkbox"/> Yes <input type="checkbox"/> No
7.3	Which countries do these relatives or friends live in?	a. _____ b. _____
	- (write Sudan too, if it applies)	c. _____ d. _____
		e. _____ f. _____
7.4	Did any of your friends or relatives migrate during the past two years?	<input type="checkbox"/> Yes <input type="checkbox"/> No <input type="checkbox"/> Not Sure
7.5	Did your relatives or friends who have migrated play a role in your decision to migrate?	<input type="checkbox"/> Yes <input type="checkbox"/> No
7.6	If yes, how so? (select as many, as applies)	<input type="checkbox"/> Their encouraged me to migrate, by telling me about their life abroad <input type="checkbox"/> They helped me decide, by giving me information about places/location on my way <input type="checkbox"/> They gave me information about people who could help in traveling <input type="checkbox"/> They send money home, I want to do the same, so I followed their example <input type="checkbox"/> They offered to pay for my travel and/or other expenses during migration <input type="checkbox"/> Any other way - (please write below):

8	Please answer the following:	
8.1	Did you enter Sudan through a border checkpoint*?	<input type="checkbox"/> Yes <input type="checkbox"/> No
8.2	If No to 8.1, did you get help from someone to cross the border?	<input type="checkbox"/> Yes <input type="checkbox"/> No
8.3	Who do you live with in Khartoum? <i>(Select as many as applies, if alone is not chosen)</i>	<input type="checkbox"/> Alone <input type="checkbox"/> Parents <input type="checkbox"/> Wife <input type="checkbox"/> Your children <input type="checkbox"/> Friends <input type="checkbox"/> Other relatives <input type="checkbox"/> Other Migrants <input type="checkbox"/> Other (specify).....
8.4	What kind of an accommodation are you currently living in?	<input type="checkbox"/> Flat / Apartment <input type="checkbox"/> House building <input type="checkbox"/> Room <input type="checkbox"/> Homeless <input type="checkbox"/> No Permanent Accommodation <input type="checkbox"/> Other (specify).....
8.5	How much do you pay for your accommodation?	SDG / <input type="checkbox"/> day or <input type="checkbox"/> week or <input type="checkbox"/> month

9	Please name the top 3 countries you would like to migrate to, in order 1st-2nd-3rd, and tell us why you would like to go there, in the boxes below:		
1st	2nd	3rd	
Reason:	Reason:	Reason:	

SID: _____ S#: _____ | 4

10	Please tell us about the following statements, how much do you agree or disagree with them:					
	<i>After migrating to Khartoum...</i>	Strongly Disagree	Somewhat Disagree	Neither Agree Nor Disagree	Somewhat Agree	Strongly Agree
10.1	...I feel safe	<input type="checkbox"/>	<input type="checkbox"/>	<input type="checkbox"/>	<input type="checkbox"/>	<input type="checkbox"/>
10.2	...I feel more free* than in my own country	<input type="checkbox"/>	<input type="checkbox"/>	<input type="checkbox"/>	<input type="checkbox"/>	<input type="checkbox"/>
10.3	...I earn enough to meet my basic needs	<input type="checkbox"/>	<input type="checkbox"/>	<input type="checkbox"/>	<input type="checkbox"/>	<input type="checkbox"/>
10.4	...I have better access to health care	<input type="checkbox"/>	<input type="checkbox"/>	<input type="checkbox"/>	<input type="checkbox"/>	<input type="checkbox"/>
10.5	...I am more satisfied with my current life than before coming here	<input type="checkbox"/>	<input type="checkbox"/>	<input type="checkbox"/>	<input type="checkbox"/>	<input type="checkbox"/>
10.6	...I want to migrate to another country	<input type="checkbox"/>	<input type="checkbox"/>	<input type="checkbox"/>	<input type="checkbox"/>	<input type="checkbox"/>

11	Who do you get migration related information from? (Rank the top three, as 1st, 2nd and 3rd in the following boxes)	
	Other (please specify):	
	From Friends	
	From Agents / Brokers	
	From Fellow Migrants' Community	
	From Relatives	

12	How do you get migration related information? (Rank 1, 2 and 3 in boxes)	
	Other (please specify):	
	via Social Media (Facebook, Twitter etc.)	
	via Texting Applications (Whatsapp etc.)	
	via Telephone calls	
	via Phone Text Messages (SMS)	
	via News (Radio, TV, Newspaper etc.)	

13	Please tell us about the following statements, how much do you agree or disagree with them:					
	<i>When I left my country...</i>	Strongly Disagree	Somewhat Disagree	Neither Agree Nor Disagree	Somewhat Agree	Strongly Agree
13.1	...I wanted to come to live in Sudan	<input type="checkbox"/>	<input type="checkbox"/>	<input type="checkbox"/>	<input type="checkbox"/>	<input type="checkbox"/>
13.2	...I only came to Sudan as it was the first country I could come to	<input type="checkbox"/>	<input type="checkbox"/>	<input type="checkbox"/>	<input type="checkbox"/>	<input type="checkbox"/>
13.3	...I wanted to go to another country If <i>agree</i> , which country was it? (write below:)	<input type="checkbox"/>	<input type="checkbox"/>	<input type="checkbox"/>	<input type="checkbox"/>	<input type="checkbox"/>
13.4	...I didn't know exactly where I wanted to go	<input type="checkbox"/>	<input type="checkbox"/>	<input type="checkbox"/>	<input type="checkbox"/>	<input type="checkbox"/>
13.5	...I did not have a specific plan	<input type="checkbox"/>	<input type="checkbox"/>	<input type="checkbox"/>	<input type="checkbox"/>	<input type="checkbox"/>

SID: S# | 5

14	Where do most migrants from your country want to go to, and why do they want to go there*? Please select and rank top 3 regions, by giving 1st, 2nd and 3rd rank below:		
×	Region	Rank	Any reasons why?
	North America (Canada, USA)		
	South America (Argentina, Brazil etc)		
	Australia (Australia, New Zealand etc)		
	Europe (Germany, Russia, Sweden, United Kingdom etc)		
	Asia - Western Asian Countries (Cyprus, Georgia, Turkey etc)		
	Asia - GCC States (UAE, Saudi Arabia, Oman etc)		
	Asia - Central Asian Countries (Kazakhstan, Tajikistan, Uzbekistan etc.)		
	Asia - South Asia (India, Iran, Pakistan, Sri Lanka etc)		
	Asia - South East Asia (Indonesia, Malaysia etc)		
	Asia - East Asia (China, Korea, Japan etc)		
	Africa - Northern African Countries (Morocco, Libya, Egypt etc)		
	Africa - Southern African Countries (South Africa, Namibia etc)		
	Africa - Western African Countries (Ghana, Mali etc)		
	Africa - Eastern African Countries (Tanzania, Kenya etc)		
	Africa - Central African Countries (Angola, Cameroon, Chad etc.)		

15	Please answer the following:	
15.1	Are you an asylum seeker?	<input type="checkbox"/> Yes <input type="checkbox"/> No <input type="checkbox"/> Not Sure
15.2	Do you have a refugee status?	<input type="checkbox"/> Yes <input type="checkbox"/> No <input type="checkbox"/> Pending
15.3	Do you know any organizations providing services* to migrants in Khartoum?	<input type="checkbox"/> Yes <input type="checkbox"/> No
15.4	If yes, please tell us their names:	
15.5	Do you know about services provided by IOM's Migrant Resource and Response Center*?	<input type="checkbox"/> Yes <input type="checkbox"/> No

16	Please answer the following:		
16.1	List the top three countries that you think are the easiest to formally * migrate to?		
	a.	b.	c.
16.2	List the top three countries that you think are the easiest to informally * migrate to?		
	a.	b.	c.

SID: S#: | 6

17	Please answer the following:					
17.1	Do you want to migrate to another country, from Sudan?	<input type="checkbox"/> Yes <input type="checkbox"/> No <input type="checkbox"/> Not Sure				
If yes to 17.1, please answer the following. If No , skip to question 17.11 Please tell us about the following statements, how much do you agree or disagree with them:						
	<i>I want to migrate to another country...</i>	Strongly Disagree	Somewhat Disagree	Neither Agree Nor Disagree	Somewhat Agree	Strongly Agree
17.2	...to live with my relatives	<input type="checkbox"/>	<input type="checkbox"/>	<input type="checkbox"/>	<input type="checkbox"/>	<input type="checkbox"/>
17.3	...to study there	<input type="checkbox"/>	<input type="checkbox"/>	<input type="checkbox"/>	<input type="checkbox"/>	<input type="checkbox"/>
17.4	...to feel safer	<input type="checkbox"/>	<input type="checkbox"/>	<input type="checkbox"/>	<input type="checkbox"/>	<input type="checkbox"/>
17.5	...for better job opportunities	<input type="checkbox"/>	<input type="checkbox"/>	<input type="checkbox"/>	<input type="checkbox"/>	<input type="checkbox"/>
17.6	...to get access to better health care	<input type="checkbox"/>	<input type="checkbox"/>	<input type="checkbox"/>	<input type="checkbox"/>	<input type="checkbox"/>
17.7	...for more religious freedom	<input type="checkbox"/>	<input type="checkbox"/>	<input type="checkbox"/>	<input type="checkbox"/>	<input type="checkbox"/>
17.8	...to have more political freedom	<input type="checkbox"/>	<input type="checkbox"/>	<input type="checkbox"/>	<input type="checkbox"/>	<input type="checkbox"/>
17.9	Do you have specific plans to leave?	<input type="checkbox"/> Yes <input type="checkbox"/> No				
17.10	If yes, what are you waiting for, before migrating further? <i>(Select as many as apply)</i>	<input type="checkbox"/> To save enough money to travel <input type="checkbox"/> I don't know where to go <input type="checkbox"/> I'm waiting for resettlement <input type="checkbox"/> I'm waiting for refugee status <input type="checkbox"/> Other:				
17.11	Do most migrants you know make plans to migrate?	<input type="checkbox"/> Yes, most migrant make plans <input type="checkbox"/> Only some migrants make plans <input type="checkbox"/> No, most migrants don't make plans <input type="checkbox"/> I don't know				
17.12	Do migrants decide which country to go to based on where other migrants are going?	<input type="checkbox"/> Yes <input type="checkbox"/> No <input type="checkbox"/> Not Sure				
17.13	Do migrants decide about the travel routes they take by considering what routes other migrants are traveling on?*	<input type="checkbox"/> Yes <input type="checkbox"/> No <input type="checkbox"/> Not Sure				
17.14	Do migrants decide about modes of transportation by considering how other migrants are traveling?	<input type="checkbox"/> Yes <input type="checkbox"/> No <input type="checkbox"/> Not Sure				
17.15	How do migrants learn about other migrants' decisions? <i>(Select as many as apply, and write any other option not mentioned below, if needed)</i>	<input type="checkbox"/> By talking with them in person (or phone) <input type="checkbox"/> From News about migrants' movements <input type="checkbox"/> Social Media (Like Facebook Groups) <input type="checkbox"/> Communication over messaging Apps (like Whatsapp) <input type="checkbox"/> Agents/Brokers <input type="checkbox"/> Other (specify):				
17.16	Do you have a valid passport?	<input type="checkbox"/> Yes <input type="checkbox"/> No <input type="checkbox"/> No Answer				

SID: _____ S#: _____ | 7

18 Please tell us about the following statements, how much do you agree or disagree with them:						
	<i>I think most people who want to migrate further from Sudan...</i>	Strongly Disagree	Somewhat Disagree	Neither Agree Nor Disagree	Somewhat Agree	Strongly Agree
18.1	...first go to Egypt	<input type="checkbox"/>	<input type="checkbox"/>	<input type="checkbox"/>	<input type="checkbox"/>	<input type="checkbox"/>
18.2	... first go to Libya	<input type="checkbox"/>	<input type="checkbox"/>	<input type="checkbox"/>	<input type="checkbox"/>	<input type="checkbox"/>
18.3	...use groups or companies that facilitate irregular migration to arrange their travel	<input type="checkbox"/>	<input type="checkbox"/>	<input type="checkbox"/>	<input type="checkbox"/>	<input type="checkbox"/>
18.4	... first apply for a tourist visa to the country where they want to go	<input type="checkbox"/>	<input type="checkbox"/>	<input type="checkbox"/>	<input type="checkbox"/>	<input type="checkbox"/>
18.5	... first apply for a tourist visa to the country where they want to go					

19 Please answer the following:						
Please tell us about the following statements, how much do you agree or disagree with them?						
		Strongly Disagree	Somewhat Disagree	Neither Agree Nor Disagree	Somewhat Agree	Strongly Agree
19.1	I want to continue to live in Sudan	<input type="checkbox"/>	<input type="checkbox"/>	<input type="checkbox"/>	<input type="checkbox"/>	<input type="checkbox"/>
19.2	I want to return back to my country now	<input type="checkbox"/>	<input type="checkbox"/>	<input type="checkbox"/>	<input type="checkbox"/>	<input type="checkbox"/>
19.3	I will someday return to my country	<input type="checkbox"/>	<input type="checkbox"/>	<input type="checkbox"/>	<input type="checkbox"/>	<input type="checkbox"/>
19.4	I will never return to my country	<input type="checkbox"/>	<input type="checkbox"/>	<input type="checkbox"/>	<input type="checkbox"/>	<input type="checkbox"/>
19.5	I will return to my country when the reasons because of which I left are solved	<input type="checkbox"/>	<input type="checkbox"/>	<input type="checkbox"/>	<input type="checkbox"/>	<input type="checkbox"/>

---- Thank you. The survey ends here. ----

FOR OFFICIAL USE: Surveyor Feedback							
A	Surveyor ID:	B	Survey#	C	Date:	D	Time:
E	Location:			F	Language used:		
G	Was the survey filled by respondent her/himself? <input type="checkbox"/> Yes <input type="checkbox"/> No			H	How much time did the survey take?		
I	Cooperation Index* <input type="checkbox"/> Not at all <input type="checkbox"/> Some what <input type="checkbox"/> Fairly <input type="checkbox"/> Highly						
J	Privacy of Interview <input type="checkbox"/> No one else present <input type="checkbox"/> Others present for part of survey <input type="checkbox"/> Others present during all interview						
K	If others were present, who were they?						

SID: S# | 8

Annex B

REFERENCE SHEET FOR IOM MIGRANT SURVEY

Migrant: IOM considers a migrant to be any person who is moving or has moved across an international border or within a State away from his/her habitual place of residence, and his/her children, regardless of **(1) a person's legal status; (2) whether the movement is voluntarily or involuntarily; (3) what the causes for the movement are; or (4) what the length of the stay is.**

Non-identifiable Data: Non-identifiable data here means that the data gathered from the survey will be stored in a way that it cannot be identified with nor can it be traced back to the person providing it.

Section 1 has some obligatory questions, which **if skipped the survey shouldn't go on further, as without this basic information it will not be possible to draw meaningful conclusions.**

- The obligatory questions are: 1.1, 1.2, 1.3, 1.4, 1.5, 1.6, 1.12, 1.14

1.6, 1.12 State/Region describes an administrative region or unit.

- Alternative terms where applicable: **Governorate** in Syria, **Province** in Ethiopia, **Region** in Eritrea and Somalia, and **State** in Nigeria.
- Cross the applicable box from: Town / City/ Village, by asking how would they describe the particular location they were born or lived in.

2.3 Market* refers to any place where they usually shop for necessities like food and clothing items. This can be a shop, grocery store, supermarket or a stall.

5 Starting point of their journey, in the first row/column, should be the last place in their country where they were living before leaving, and the end point should be Khartoum, Sudan.

- If they travelled from their starting point to Khartoum -via road- without staying overnight at any place in between then they should mention a few places on the way where they might have briefly stayed at for food etc.
- If they stopped on their way for any length of time more than day, they must mention that place (city, village or town etc) along with dates, as in the previous case.
- Same as above logic applies if part of their journey was via sea or air etc. Relevant sea/airports must be mentioned with dates of transit.
- Dates should be as well as they can remember, so an approximation is still better than not mentioning any dates at all.

6.1 Conflict* here specifically refers to an armed conflict: which here is defined as an armed clash between any two armed rival groups.

- These can be internal armed conflicts including government military operations against any armed group(s), or terrorists, insurgency, conflicts between armed factions or militias, etc.
- Or external armed conflicts that are commonly understood as international armed conflicts between armies of opposing countries, commonly referred to as war.

6.2 Belief here refers to both political and / or religious beliefs, or a lack thereof.

6.10 Environmental reasons here refer to any natural disasters that result from the changing environmental conditions like famine caused by droughts or poor harvest, flooding, storms, or death of livestock due to epidemic.

6.11 Freedom of expression here refers to not only being able to express ones opinions freely, but also to freedom to follow and practice ones faith freely, and to other non-religion based lifestyle choices that might not be acceptable to the government or society.

6.12 Freedom of movement here refers to being able to move around the city, and/or country or to leave it freely without requiring any explicit permission from the government to do so.

8.1 Border Checkpoint here refers to a border crossing at which documents of people and/or goods in transit are checked before they could go across to the other side. This type of a checkpoint is often enforced by the customs and/or immigration officials, and sometimes military of the states on the either side of an international border.

10.2 Free here refers to having freedom to expression, i.e freedom to be able follow ones political or religious beliefs or lifestyle choices, and to be able to express ones opinions freely.

15.3 Services* to migrants, in this case refers to advisory, educational, medical, legal or any other kind of **helpful assistance that aims to address migrants' issues.**

15.5 Migrant Resource and Response Center (MRRC) is an IOM initiative that provides various services to migrants including medical checkups and/or hospital referrals.

16.1 Formally* migrate here refers to migration that is undertaken with necessary authorization or documentation required under immigration regulations of the sending, transit or receiving countries involved.

- Usual examples involve migrating after attaining appropriate visas, or through immigration or resettlement programs.

16.2 Informally* migrate here refers to irregular or illegal migration, migration that takes place outside the regulatory norms of the sending, transit and receiving countries.

- Irregular migration includes but is not limited to movement across internal borders, stay or work in a country without necessary documentation or authorization required under immigration regulations of that country.
- Illegal migration as a term is often restricted to cases of smuggling of migrants and trafficking in persons.

17.13 (Along with 17.12 and 17.14) Looks at the importance of Word of Mouth flow of information, or how **migrants' decisions are influenced by what other migrants decide.**

- 17.13 aims to ask if migrants chart their own travel routes (No) or follow the routes that other migrants have usually taken and informed them about (Yes).
- Routes means the roads or paths to take, or which boat/ferry or flight to take, and or which transit places to go through.

Surveyor Feedback

I - Cooperation Index: How cooperative was the respondent?

This question is primarily asking if the surveyor felt that the respondent was very open and welcoming in answering the questions (Highly or a milder case of this will be Fairly), or was the respondent not so welcoming and open but just went along the survey to get done with it (Somewhat), or did the respondent not want to answer the questions, hesitated a lot, and/or even left most of the questions, and/or left the survey in the middle (Not at all - cooperative).

Annex C

MIGRANT INTERVIEW

I would like to invite you to participate in this interview commissioned by the International Organization for Migration (IOM). The aim of this interview is to know more about migrants' experiences to help inform future policy, programming, advocacy and research on migration.

Your participation in this interview will be completely voluntary and anonymous. Your identity will not be recorded, and all the personal information like gender, age, nationality etc. will be kept confidential, as non-identifiable data. There is no compensation for participating nor any penalty for not participating in this interview. You can ask to skip any questions if you may wish to not answer.

Your participation will be much appreciated, if you consent to do so. Yes, I consent.

1		Basic Information	
1.1	How old are you?	1.2	Gender <input type="checkbox"/> Female <input type="checkbox"/> Male <input type="checkbox"/> Transgender
1.3	Ethnicity / Tribe	1.4	Religion
1.5	Nationality		
1.6	Place of Birth	Country:	*State/Region:
		<input type="checkbox"/> Town / <input type="checkbox"/> City/ <input type="checkbox"/> Village:	
1.7	Marital Status	<input type="checkbox"/> Single <input type="checkbox"/> Married <input type="checkbox"/> Committed <input type="checkbox"/> Divorced/Separated <input type="checkbox"/> Widowed	
1.8	Number of Children	1.9	Are you currently studying? <input type="checkbox"/> Yes <input type="checkbox"/> No
1.10	If yes in 1.9, at what level are you studying?		
1.11	What is the Highest Level of Formal Education you have finished so far?	<input type="checkbox"/> Less than 1 year <input type="checkbox"/> Grades 2-9 <input type="checkbox"/> Grades 10-12 <input type="checkbox"/> High-school (finished) <input type="checkbox"/> Technical/Vocational Diploma (Certificate) <input type="checkbox"/> University (BA, BS, BSc etc.) <input type="checkbox"/> Post Graduate (MS, PhD etc.)	
1.12	Where were you most recently living in your country of origin, before you came to Sudan?	*State/Region:	
		<input type="checkbox"/> Town/ <input type="checkbox"/> City/ <input type="checkbox"/> Village:	
1.13	Were you living with your family there?	<input type="checkbox"/> Yes <input type="checkbox"/> No	
1.14	When did you come to Sudan (most recently)?	month:	/ year:
1.15	If you have ever come to Sudan before, please mention the month/years of previous visits:	month:	/ year:
		month:	/ year:
1.16	Have you ever migrated to any other country than Sudan?	<input type="checkbox"/> Yes <input type="checkbox"/> No	
1.17	If yes in 1.16, which countries did you migrate to, for what reason (<i>to live, study, visit or job etc</i>), and when?	Country:	Reason: mo.: / yr.:
		Country:	Reason: mo.: / yr.:
		Country:	Reason: mo.: / yr.:
		Country:	Reason: mo.: / yr.:

INTERVIEW QUESTIONS:

1. Please tell about what motivated / compelled you to travel out of your country?
 - a. What made you decide to come to Sudan?
 - b. How did you decide about how to travel (transportation, route etc.)?
 - c. What were the most difficult things about the decision to leave your country?
 - d. What were the most difficult things about the subsequent migration journey?
 - e. Did you come to Sudan with or without your family members?
 - f. How did your family feel about you coming to Sudan?

2. Please tell about your travel to Khartoum? (Each leg of the journey can be divided in parts, if needed.)
 - a. What route did you take and how did you decide to take it?
 - b. What means of transportation did you use to travel?
 - c. Did you have to pay anything other than the transportation? If yes, what was the payment for?
 - d. Did you get any help from anyone while traveling?

3. Now that you are in Khartoum, how do you look at the decision to migrate here from your country?
 - a. Is it something you'd recommend to others who are in a similar situation as yours?
 - b. What if any suggestions would you give to them?
 - c. Do you think you will settle in Khartoum, migrate to another country, or go back home?
 - d. If you want to migrate further, where would you go, and why would you like to go there?
 - e. Please share if there are any reasons that would make you decide to return to your home country?

4. Do you know people who migrated from Sudan to another country?
 - a. Where did they travel, how, and what was the route used?
 - b. What do you know of their experience so far?
 - c. Do you consider their example as something you would like to follow?
 - d. What do you think are the main dangers of migrating without the required permissions or documents?
 - e. What impact, if any, do you think these dangers have on migrants' decisions?

5. Do you think relatives or friends influence peoples' decision to or not to migrate?
 - a. If yes, how do they influence or have an impact?
 - b. Did your friends, relatives or other people you know or their stories, influence your decision to migrate?
 - c. If yes, please tell about the role they played?

6. Would you like to tell something else about your experiences as a migrant?
 - a. What kind of services are available to migrants in Khartoum and what more do you think could be provided?
 - b. What kind of services do you think people would need while migrating onwards from Sudan?
 - c. Would you like to share something about your expectations for your future?

FOR OFFICIAL USE: INTERVIEWER FEEDBACK							
A	Interviewer ID:	B	Interview#	C	Date:	D	Time:
E	Location:			F	Language used:		
G	Privacy of Interview	<input type="checkbox"/> No one else present <input type="checkbox"/> Others present for part of survey <input type="checkbox"/> Others present during all interview					
H	If others were present, who were they?						