

ETT Quarterly Report | July - September 2022

MOVEMENT

41,650
individuals

NEW ARRIVALS SCREENING BY NUTRITION PARTNERS

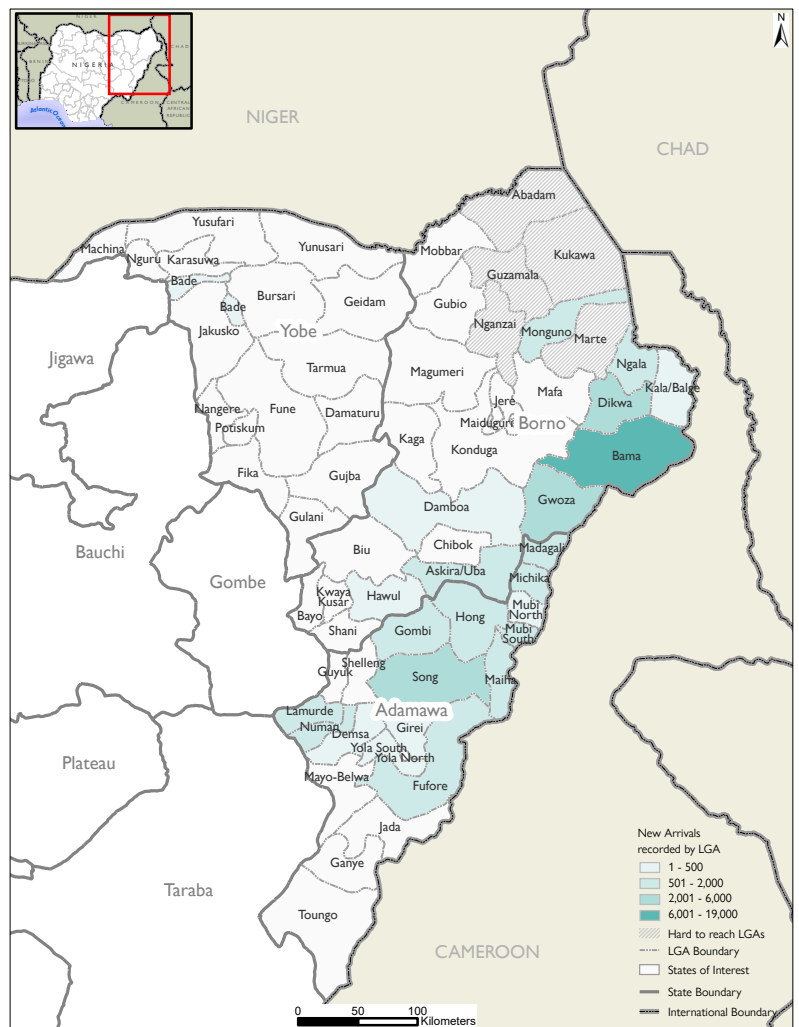
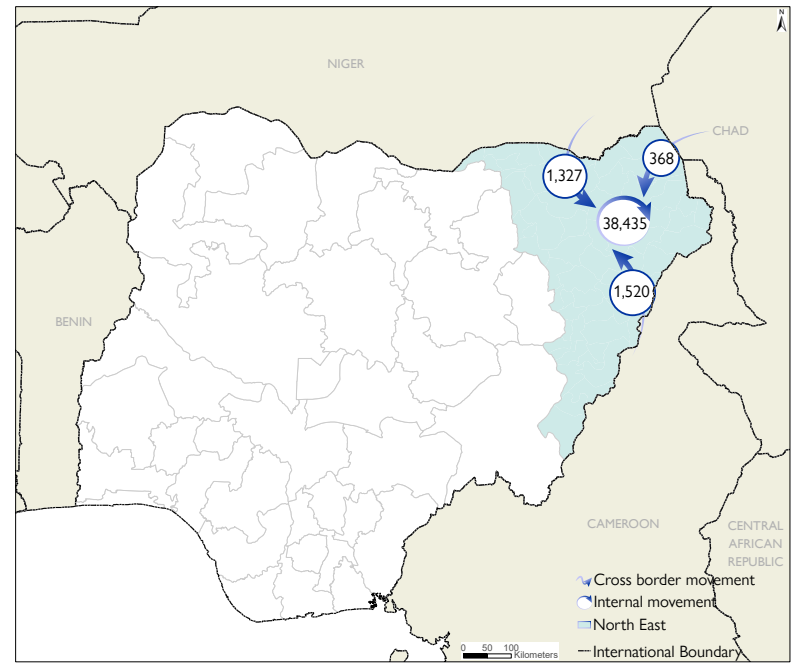
8,503 Children (6 - 59months) screened for malnutrition
MUAC category of screened children

Between July and September 2022, a total of 41,650 new arrivals have been recorded at locations in Askira/Uba, Bama, Dikwa, Damboa, Gwoza, Hawul, Kala/Balge, Monguno and Ngala Local Government Areas (LGAs) of the most conflict-affected Borno State; and in Demsa, Fufore, Girei, Gombi, Hong, Lamurde, Madagali, Maiha, Michika, Mubi North, Mubi South, Numan, Song, Yola North and Yola South LGAs of Adamawa State; and in Bade LGA of Yobe State.

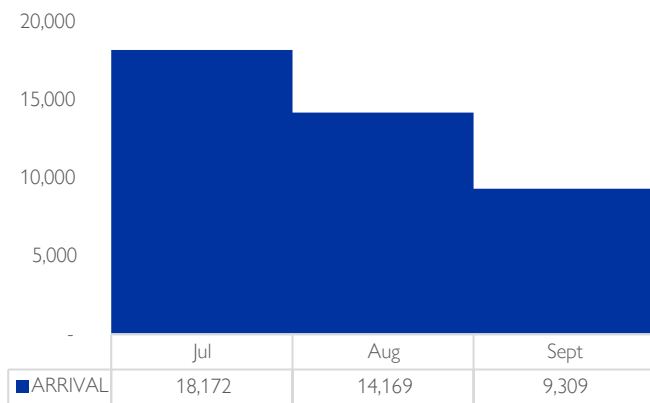
Out of the 41,650 arrivals, 3,215 individuals arrived from neighbouring countries (1,520 from Cameroon, 1,327 from the Republic of Niger and 368 from the Republic of Chad). 2,687 of these arrivals from abroad are now considered to be IDPs as they are Nigerian nationals who sought refuge in a neighbouring country and now integrated in Transit, Banki and Waterboard Camps. The remaining 528 individuals are considered as returnees as they returned to their communities of origin. 38,435 individuals arrived from other locations within the north-east.

ETT assessments identified the following movement triggers: military operations (25%), improved security (20%), poor living conditions (19%), seasonal farming (10%), floods (7%), camp-closure / government-assisted relocation (5%), family re-unification (5%), access to humanitarian support (4%), attacks (4%), fear of attacks (<1%), communal clash (<1%) and lack of humanitarian assistance (<1%).

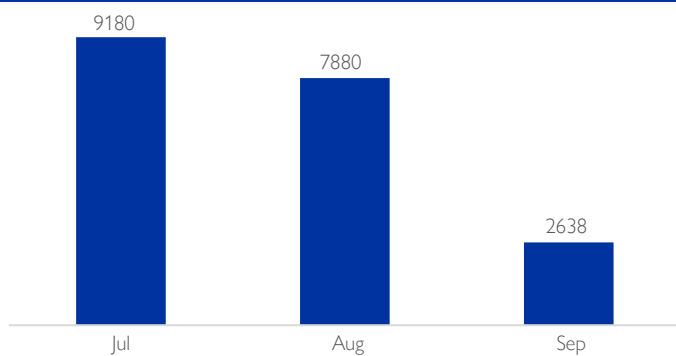
Bama LGA recorded the highest number of arrivals with 18,233 individuals or 44 per cent, Bama was followed by Gwoza LGA with 3,765 individuals or 9 per cent. Meanwhile Hawul LGA recorded the least arrivals with 7 individuals or less than one per cent.



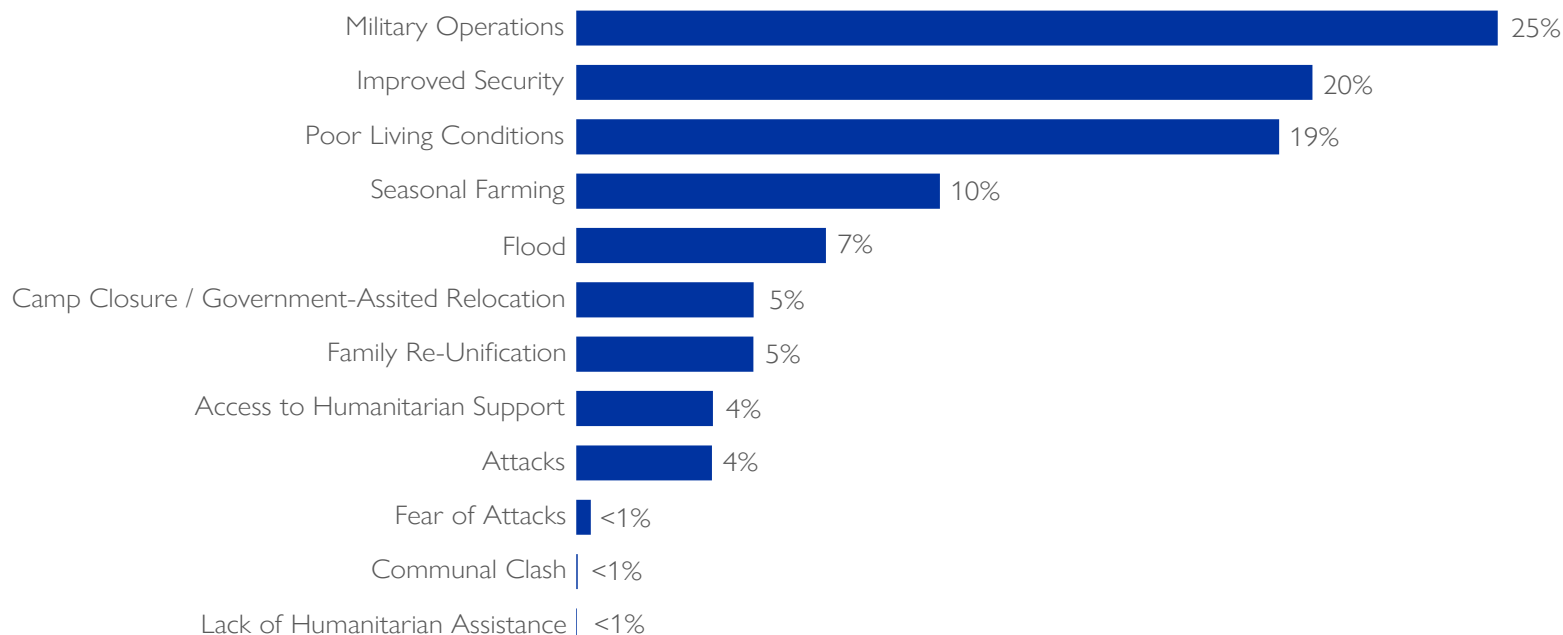
NUMBER OF ARRIVALS BY MONTH



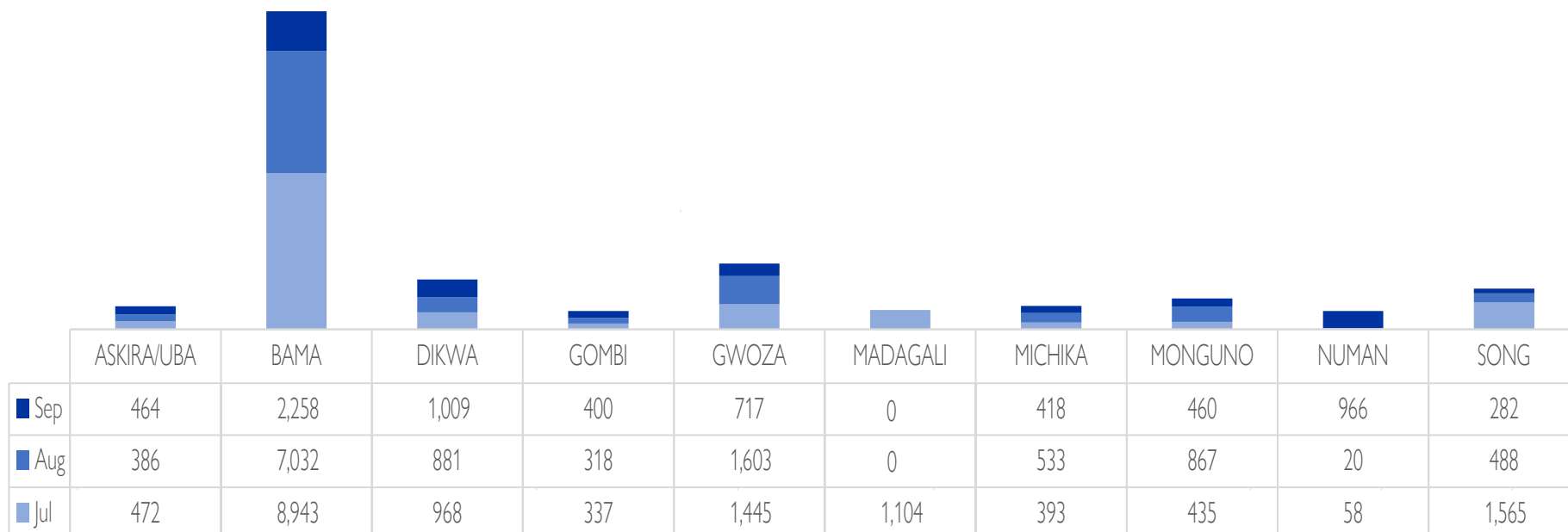
NUMBER OF ARRIVALS FROM HARD TO REACH AREAS



PERCENTAGE OF INDIVIDUALS BY MOVEMENT TRIGGER



Top 10 LGAs of Arrival

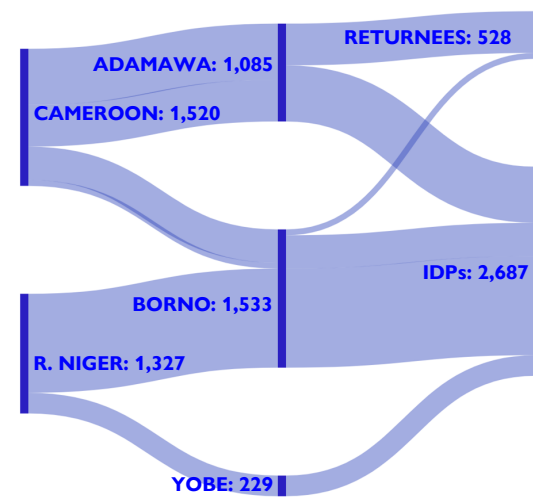


Cross-border Movements

- 3,215 cross-border movements were recorded
- 41% arrived from Niger
- 47% arrived from Cameroon
- 12% arrived from Chad

2,687
84% returned as IDPs

528
16% returned to their communities of origin



Emergency Tracking Tool Reports Released on Movements Tracked between July to September 2022

Report 282 (01 - 03 July 2022)	Report 287 (01 - 07 August 2022)	Report 292 (05 - 11 September 2022)
Report 283 (04 - 10 July 2022)	Report 288 (08 - 14 August 2022)	Report 293 (12 - 18 September 2022)
Report 284 (11 - 17 July 2022)	Report 289 (15 - 21 August 2022)	Report 294 (19 - 25 September 2022)
Report 285 (18 - 24 July 2022)	Report 290 (22 - 28 August 2022)	Report 295 (26 September - 02 October 2022)
Report 286 (25 - 31 July 2022)	Report 291 (29 August - 04 September 2022)	

When quoting, paraphrasing or in anyway using the information mentioned in this report, the source needs to be stated appropriately as follows: "Source: Displacement Tracking Matrix (DTM) International Organization for Migration, Nigeria Mission [October, 2022];".

For more information or to report an alert, please contact: DTM Nigeria: iomnigeriadtm@iom.int

<https://displacement.iom.int/nigeria> ; <https://dtm.iom.int/nigeria>