

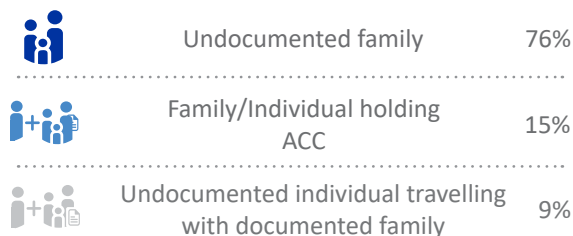
### OVERVIEW

IOM Pakistan collects data on the outflows of undocumented Afghan nationals at the Torkham and Chaman border crossing points in an effort to better understand the migration movements of undocumented Afghan nationals returning to Afghanistan from Pakistan. This report is part of the European Union funded project “Displacement Tracking Matrix Regional Evidence for Migration Analysis and Policy (DTM REMAP)”. Key findings during this reporting period are:

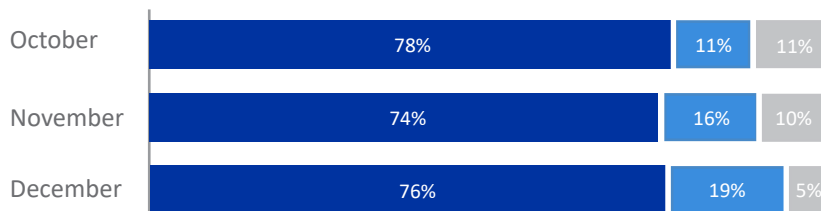
- Between October and December 2022, 15,803 undocumented Afghan nationals spontaneously returned to Afghanistan, including 3,679 through the Torkham border point and 12,124 through the Chaman border point. Border authorities facilitated the return of 1,105 individuals due to the lack of legal documentation to remain in Pakistan. Therefore, information concerning these 1,105 individuals is not included in the count.
- Although IOM identified 15,803 undocumented Afghan returnees at two border crossings, this may not reflect the total number of undocumented Afghan returnees. Moreover, for this study, only the head of household or representative of the family were interviewed. This means that the number of interviews conducted by the enumerators is lower than the number of returnees recorded by IOM. Between October and December 2022, IOM interviewed 988 respondents.
- The average family size of returnees was 7 individuals and 7 per cent of all returnees recorded during the reporting period were categorized as vulnerable persons.
- All returnees were carrying personal belongings when surveyed. They also traveled with additional items, such as household items (99%), cash (98%), productive assets (91%), transportation vehicles (2%) and livestock (1%).
- The top 3 challenges returnees expected to face in Afghanistan were: arranging livelihood, settling into a new city and finding better income opportunities.

## 15,803 UNDOCUMENTED AFGHAN RETURNEES THROUGH TORKHAM AND CHAMAN BETWEEN OCTOBER AND DECEMBER 2022

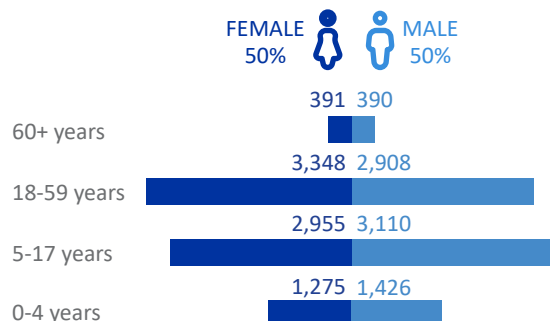
### DISTRIBUTION OF UNDOCUMENTED RETURNEES



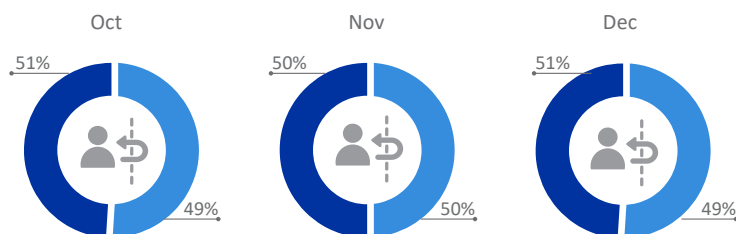
### DOCUMENTATION STATUS BY MONTH



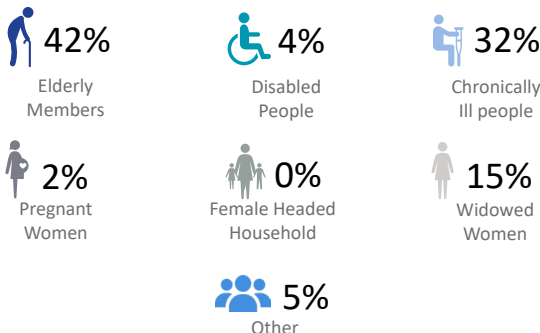
### AGE AND GENDER



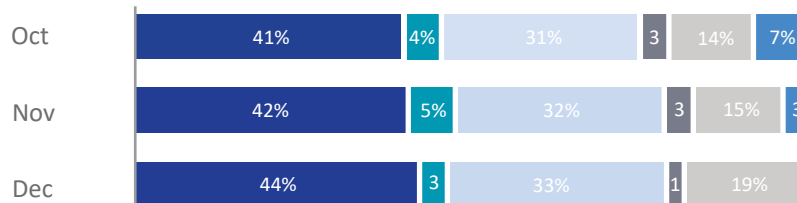
### GENDER DISTRIBUTION BY MONTH



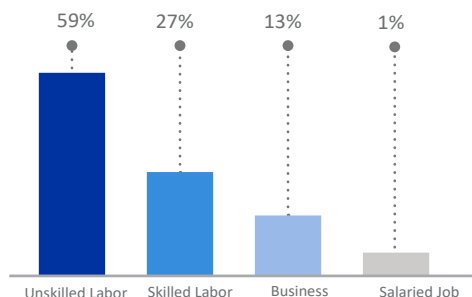
### TYPE OF VULNERABILITY



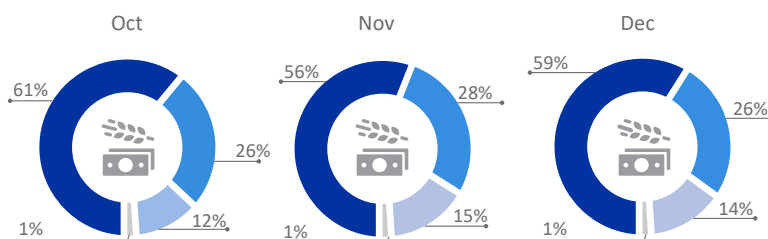
### VULNERABILITIES BY MONTH



### OCCUPATIONS IN PAKISTAN



### OCCUPATION STATUS BY MONTH

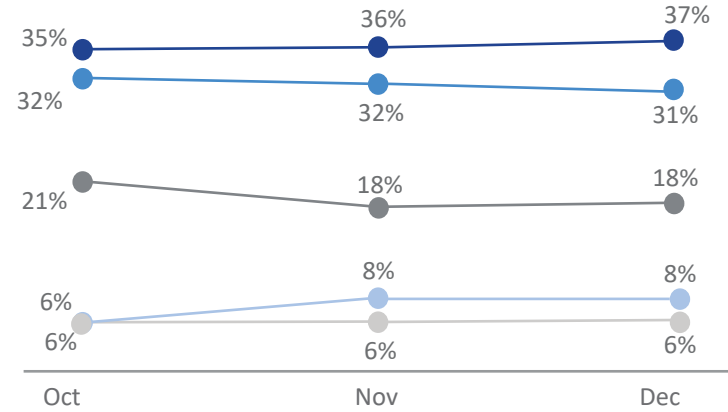


# QUARTERLY FLOW MONITORING REPORT: FLOW MONITORING OF UNDOCUMENTED AFGHANS RETURNEES FROM PAKISTAN (OCT - DEC. 2022)

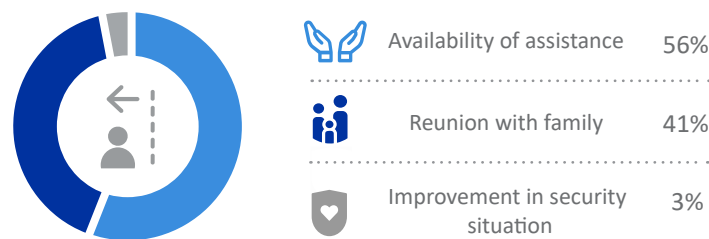
## PUSH FACTORS



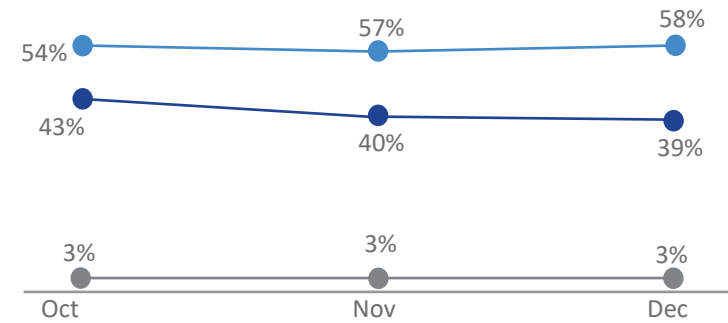
## MONTHLY TREND



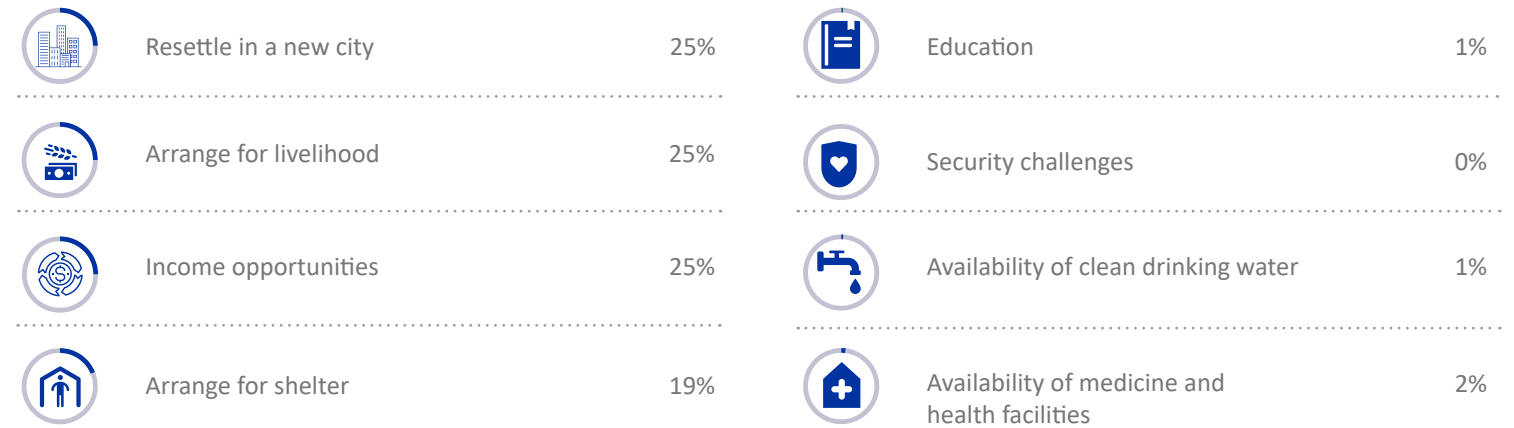
## PULL FACTORS



## MONTHLY TREND

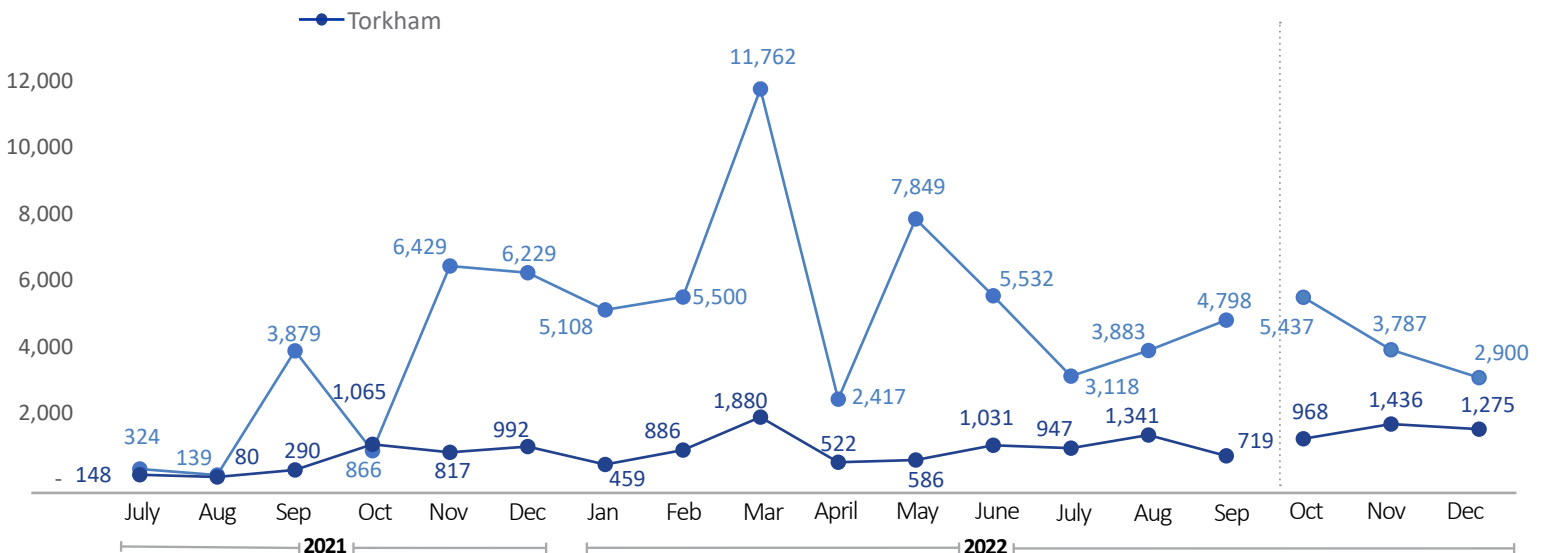


## CHALLENGES RETURNEES EXPECTED TO FACE IN AFGHANISTAN\*



\* Multiple answers possible, total of percentage may not be equal to 100%

## 2021 - 2022 RETURN




## REPORTING PERIOD

\*This question was only answered by head of the family

# QUARTERLY FLOW MONITORING REPORT: FLOW MONITORING OF UNDOCUMENTED AFGHANS RETURNEES FROM PAKISTAN (OCT - DEC. 2022)

## SETTLEMENT TYPE LEGEND



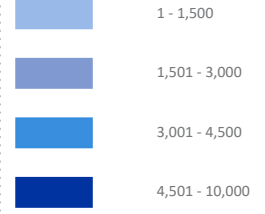
## DISTRICTS OF ORIGIN IN PAKISTAN OF RETURNEES



### LEGEND



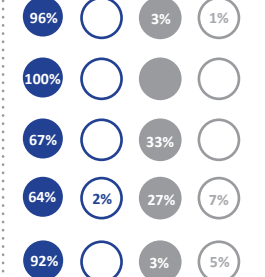
### NUMBER OF RETURNEES



### ORIGIN DISTRICT

1. Killa Abdullah.....	32%
2. Quetta.....	31%
4. Pishin.....	14%
3. Peshawar.....	5%
5. Killa Saifullah.....	4%

### SETTLEMENT TYPE

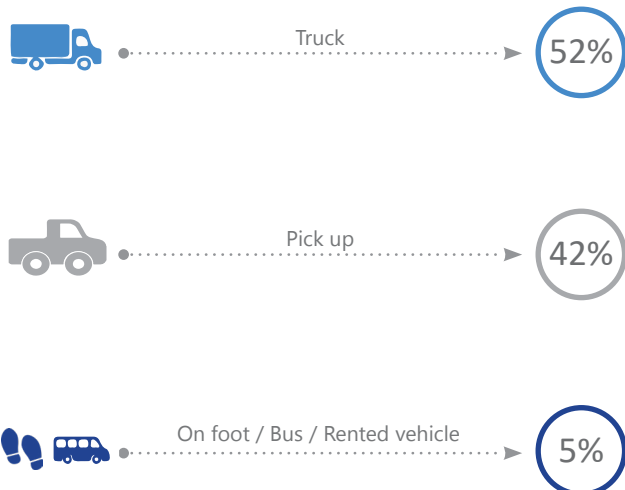


Note:  
This map and the following legend focus on the **top 5** districts of origin in Pakistan during the reporting period of October to December 2022.

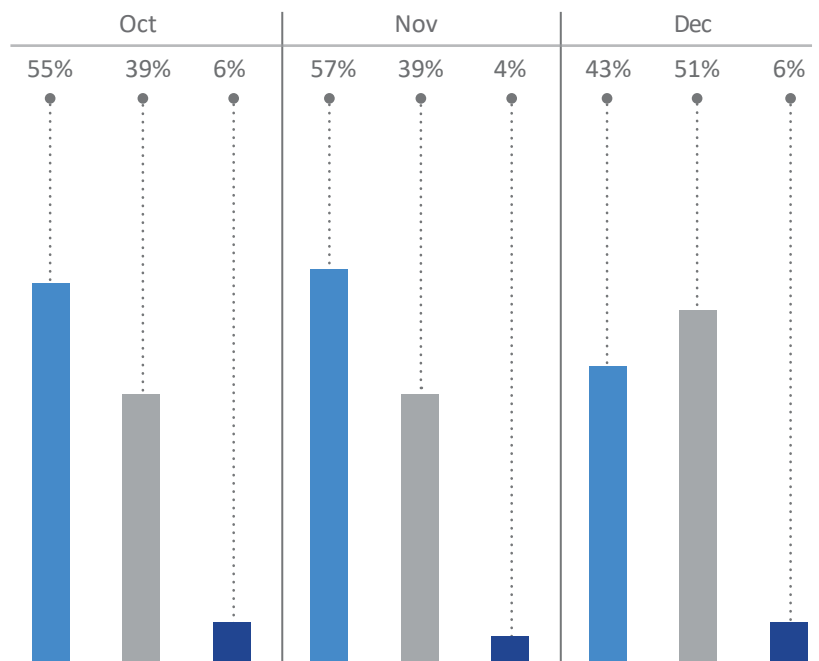
Disclaimer:  
Dotted line represents approximately the line of control in Jammu and Kashmir agreed upon by India and Pakistan. The final status of Jammu and Kashmir has not yet been agreed upon by the parties. The designations employed and the presentation of material on this map do not imply the expression of any opinion whatsoever on the part of IOM or United Nations concerning the legal status of any country, territory, city or area or of its authorities, or concerning the delimitation of its frontiers or boundaries.

## TRANSPORTATION TYPE FROM ORIGIN TO BORDER

Average type of vehicle used until border point between October to December 2022




## TRANSPORTATION TYPE BY MONTH

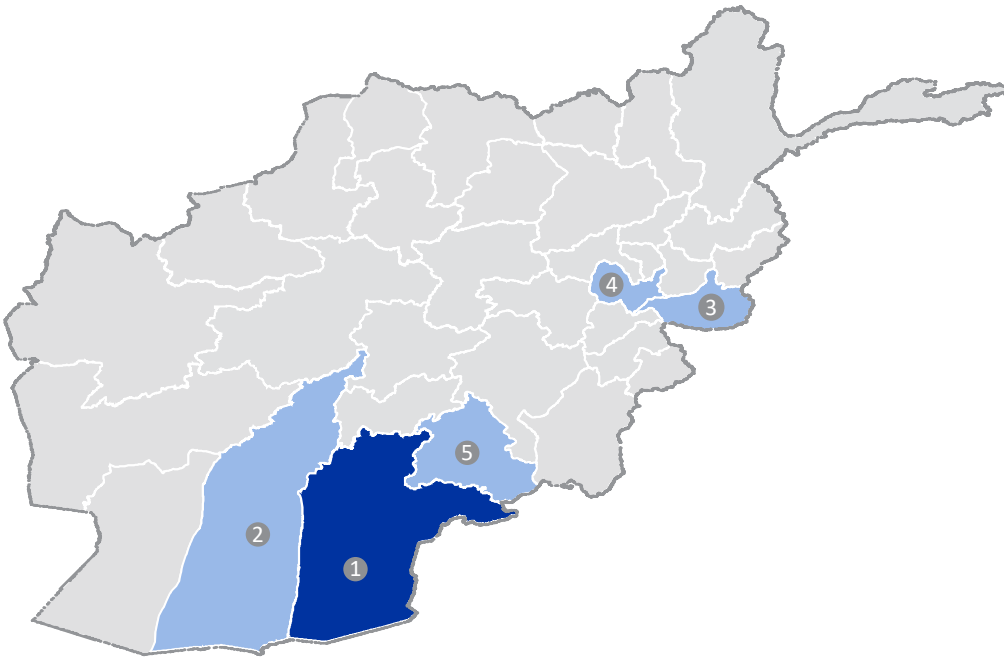


# QUARTERLY FLOW MONITORING REPORT: FLOW MONITORING OF UNDOCUMENTED AFGHANS RETURNEES FROM PAKISTAN (OCT - DEC. 2022)

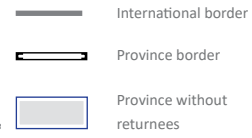
## SETTLEMENT TYPE LEGEND



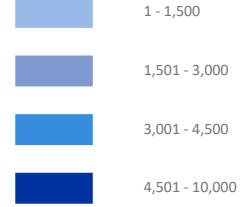
## PROVINCE OF INTENDED RETURN



### LEGEND



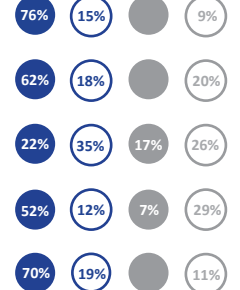
### NUMBER OF RETURNEES



### INTENDED PROVINCE

1. Kandahar	68%
2. Helmand	8%
3. Nangarhar	5%
4. Kabul	4%
5. Zabul	3%

### SETTLEMENT TYPE



Note:  
This map and the following legend focus on the **top 5** provinces of intended destination in Afghanistan only during the reporting period of October to December 2022.

Disclaimer:  
The designations employed and the presentation of material throughout the report do not imply the expression of any opinion whatsoever on the part of IOM concerning the legal status of any country, territory, city or area, or of its authorities, or concerning its frontiers or boundaries.

## TRANSPORTATION TYPE FROM BORDER TO FINAL DESTINATION TRANSPORTATION TYPE BY MONTH

Average type of vehicle used from border point to final destination between October and December 2022

