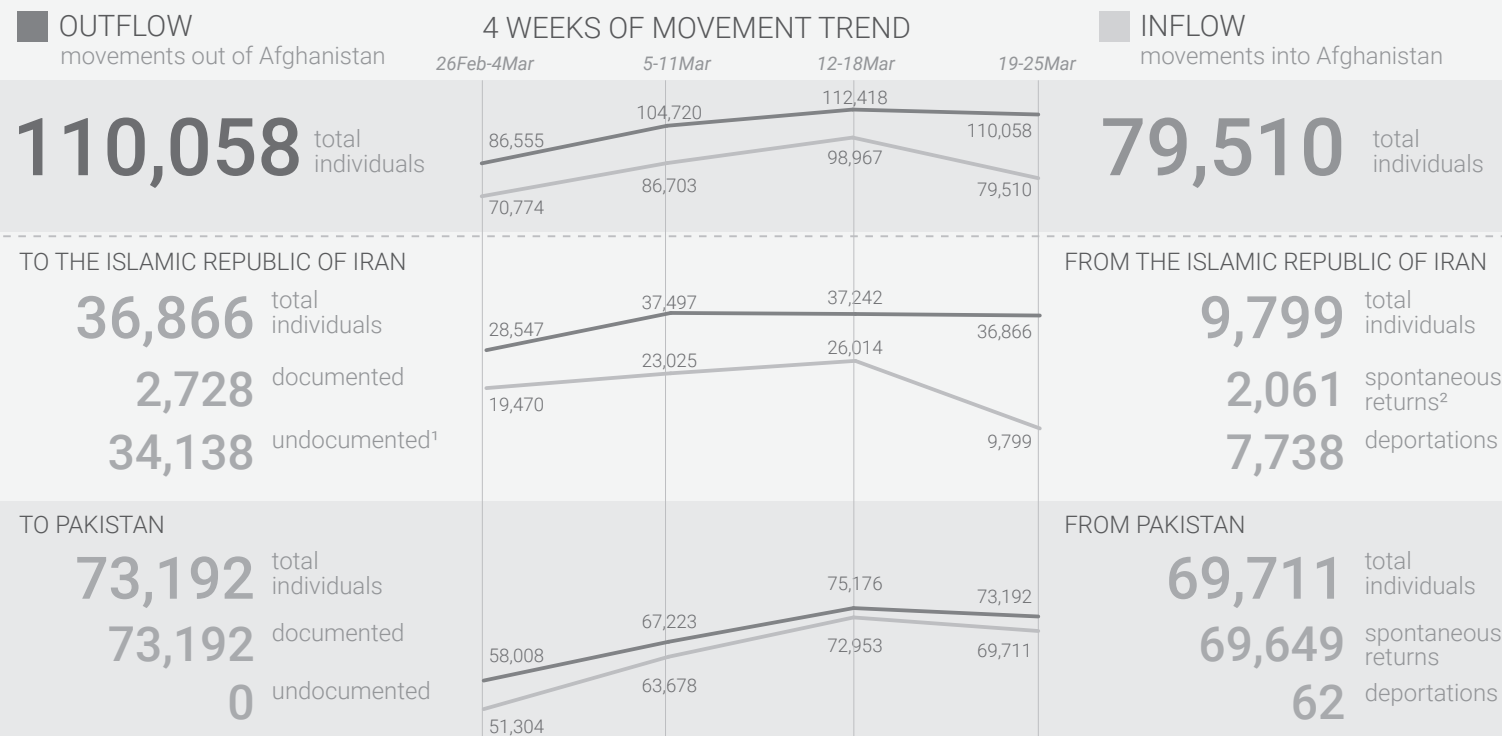


MOVEMENT SUMMARY - AFGHANISTAN TO AND FROM NEIGHBORING COUNTRIES

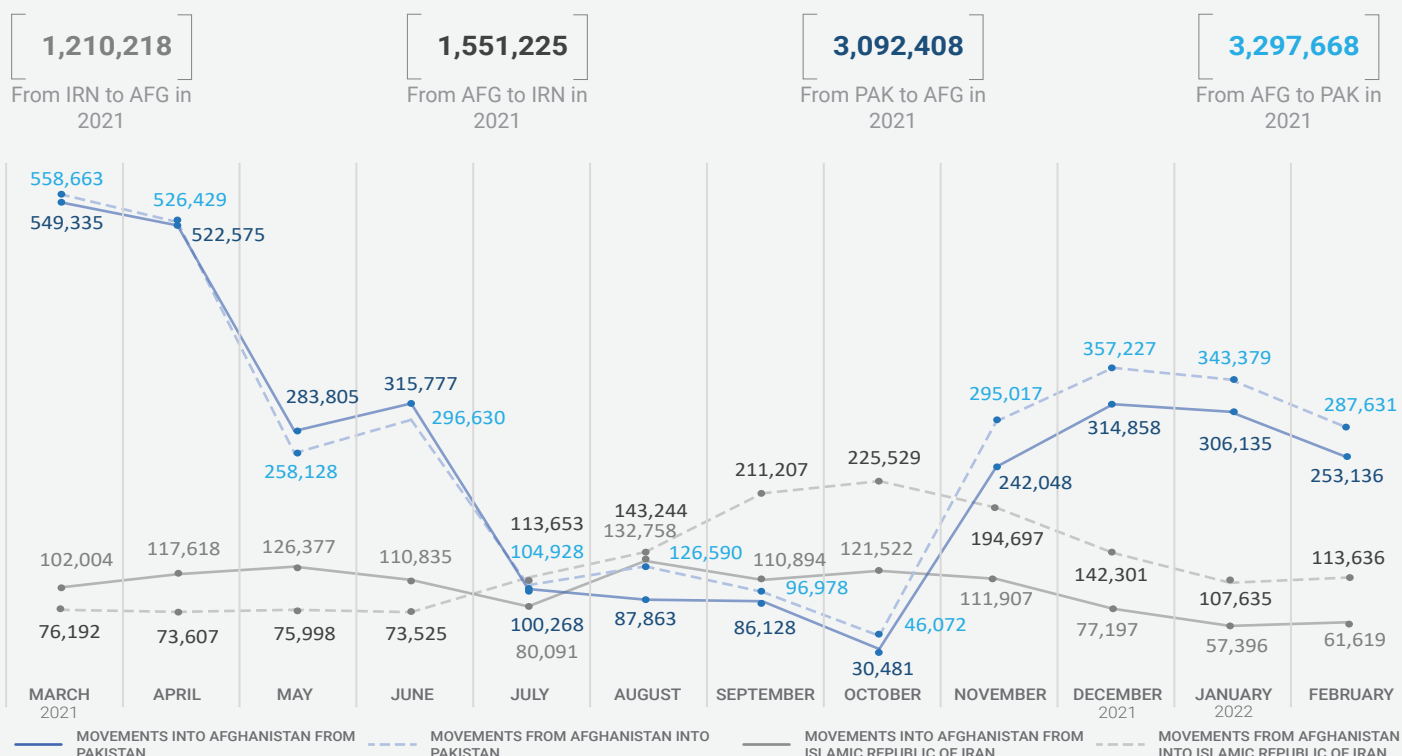
Acknowledging the deep rooted generosity of the people and the governments of Islamic Republic of Iran and Pakistan for hosting millions of Afghan migrants and refugees for over 4 decades, this document captures present mobility and displacement trends between Afghanistan, the Islamic Republic of Iran and Pakistan.



THIS WEEK'S HIGHLIGHTS

- The reporting week witnessed similar outflow movement between Afghanistan and the Islamic Republic of Iran, with 36,866 individuals leaving Afghanistan compared to 37,242 last week. The inflows decreased significantly from 26,014 last week to 9,799 during this reporting period, due to new year's holidays in the Islamic Republic of Iran.
- Crossings between Afghanistan and Pakistan saw slight decrease in both outflows and inflows, with an average of 10,456 outflows per day compared to 10,739 in the previous week and an average of 9,959 inflows per day compared to 10,422 in the previous week.

TRENDS OF MOVEMENT IN AND OUT OF AFGHANISTAN IN 2021 (MAR 2021 - FEB 2022)



FROM ISLAMIC REPUBLIC OF IRAN

The weekly movements from the Islamic Republic of Iran into Afghanistan decreased by 62%, from 24,246 in the previous week to 9,799 in the reporting period. IOM assisted 4,152 returnees, of which **3,407 (82%) were male and 745 (18%) were female**. During this reporting period, more than 78% (7,738) of all crossings of Afghan nationals from the Islamic Republic of Iran to Afghanistan were deportations. The remains of 12 Afghan nationals, who reportedly died due to accidents and natural causes, were repatriated in the week of 19 March to 25 March.

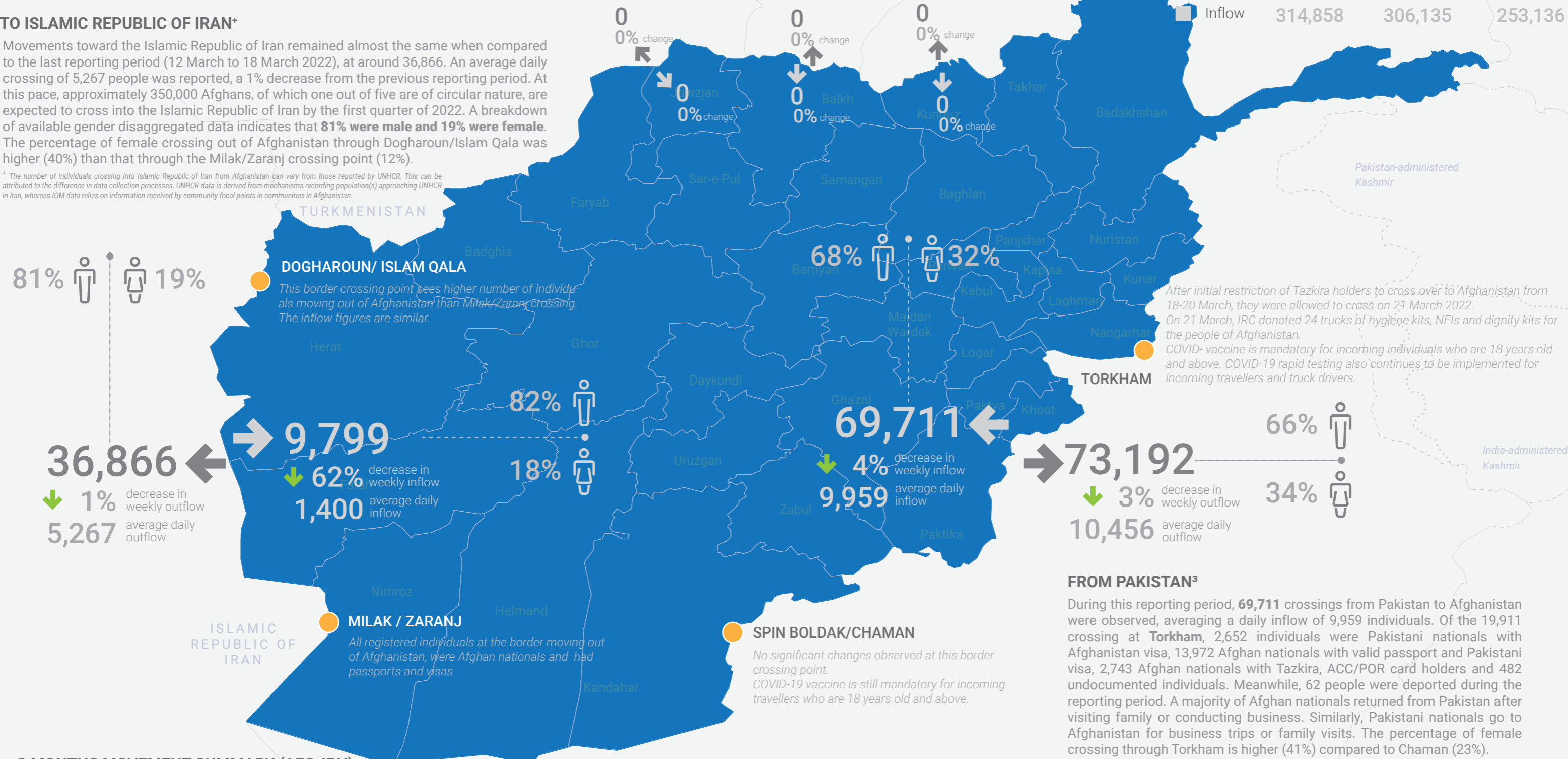
TO ISLAMIC REPUBLIC OF IRAN*

Movements toward the Islamic Republic of Iran remained almost the same when compared to the last reporting period (12 March to 18 March 2022), at around 36,866. An average daily crossing of 5,267 people was reported, a 1% decrease from the previous reporting period. At this pace, approximately 350,000 Afghans, of which one out of five are of circular nature, are expected to cross into the Islamic Republic of Iran by the first quarter of 2022. A breakdown of available gender disaggregated data indicates that **81% were male and 19% were female**. The percentage of female crossing out of Afghanistan through Dogharoun/Islam Qala was higher (40%) than that through the Milak/Zaranj crossing point (12%).

* The number of individuals crossing into Islamic Republic of Iran from Afghanistan can vary from those reported by UNHCR. This can be attributed to the difference in data collection processes. UNHCR data is derived from mechanisms recording population(s) approaching UNHCR in Iran, whereas IOM data relies on information received by community focal points in communities in Afghanistan.

3 MONTHS MOVEMENT SUMMARY (AFG-PAK)

	December	January	February
Outflow	357,227	343,379	287,631
Inflow	314,858	306,135	253,136



After initial restriction of Tazkira holders to cross over to Afghanistan from 18-20 March, they were allowed to cross on 21 March 2022. On 21 March, IRC donated 24 trucks of hygiene kits, NFIs and dignity kits for the people of Afghanistan. COVID- vaccine is mandatory for incoming individuals who are 18 years old and above. COVID-19 rapid testing also continues to be implemented for incoming travellers and truck drivers.

3 MONTHS MOVEMENT SUMMARY (AFG-IRN)

	December	January	February
Outflow	142,301	107,635	113,636
Inflow	77,197	57,396	61,619

TO PAKISTAN³

Movements from Afghanistan into Pakistan decreased when compared to last week and the reporting period saw a total of **73,192 crossings**. Among the 17,692 individuals who crossed from Torkham, 2,474 were Pakistani nationals, 13,917 Afghan nationals with valid visas, four individuals with third country passports, 697 Afghan patients that required medical treatment in Pakistan, along with 600 were attendants (person who accompanies a sick person/patient). Out of the total individuals, **66% were male and 34% female**. Similarly to the inflow gender ratio, the percentage of female crossing through Torkham is higher (43%) compared to Chaman (25%).

The boundaries and names shown and the designations used on this map do not imply official endorsement or acceptance by IOM. Line of Control: Dotted line represents approximately the Line of Control in Jammu and Kashmir agreed upon by India and Pakistan. The final status of Jammu and Kashmir has not yet been agreed upon by the parties.

¹Undocumented individual: An individual of Afghan origin in Pakistan or Islamic Republic of Iran who does not have valid documents. Valid documentation includes: a valid Proof of Registration (PoR) card issued by the Government of Pakistan, an Afghan Citizen Card (ACC), and either a valid Pakistan visa, an Amayesh card, or a valid Iranian visa to remain/stay in Pakistan or the Islamic Republic of Iran.

²Spontaneous returns: Individuals crossing the border to Afghanistan willingly and without being forced or coerced. These individuals can be documented or undocumented.

³The number of individuals crossing into and from Pakistan are based on the compilation of numbers coordinated between IOM Afghanistan and IOM Pakistan. The numbers do not reflect nationalities and may include Afghans, Pakistanis and third country nationals.

BASELINE MOBILITY ASSESSMENT (BMA) AND COMMUNITY-BASED NEEDS ASSESSMENT (CBNA)

The BMA assessment tracks mobility, provides information on population estimates, locations and geographic distribution of displaced, return and migrant populations, reasons for displacement, places of origin and periods of displacement. The CBNA documents vulnerabilities and multisectoral needs. Data is collected at the settlement level, through focus group discussions with community focal points and direct observations. Round 14⁴ of the BMA and CBNA were conducted in November and December 2021.

IDP ARRIVALS

1,327,474 In 2021
5,832,454 2012 - 2021

Arrival IDPs are Afghans who fled their communities of origin and have arrived in the assessed locations within Afghanistan as a result of, or in order to avoid, the effects of armed conflict, generalized violence, human rights violations, protection concerns, or natural and human-made disasters.

INDIVIDUALS MOVED ABROAD

1,358,770 In 2021
4,519,522 2012 - 2021

Afghans who have moved abroad from the assessed location, regardless of the reason or duration of the expatriation. This category includes individuals in need of international protection, and economic migrants who have left Afghanistan.

INDIVIDUALS RETURNED FROM ABROAD

575,818 In 2021
5,149,245 2012 - 2021

Afghans who have returned to the assessed locations after having spent at least six months abroad. This includes both documented and undocumented returnees.

MAIN FINDINGS (As of 31 December 2021)

ARRIVAL IDPs

1,327,474 In 2021

62% Conflict displacement

38% Disaster displacement

2 in 3 Displaced within their home province

255,147 Arrived in **19%** Kabul Province (Highest in Afghanistan)

UNEMPLOYMENT

4 out of 5 **83%** Afghan nationals over 18 years old are unemployed in the country.

FINANCE AND ASSETS

51% Of households' disposable income is spent on food purchases

3 million Households are in debt

INDIVIDUALS MOVED ABROAD

1,358,770 In 2021

891,362 **66%** Islamic Republic of Iran

259,266 **19%** Pakistan

165,257 **12%** Europe & Turkey

SECURITY INCIDENTS (JULY TO DECEMBER 2021 - RANKED)

1 Armed conflict
2 IEDs
3 Mines/UXOs
4 Extortion

HEALTH

19% of all surveyed communities have a health clinic located within the confines of their community.

INDIVIDUALS RETURNED FROM ABROAD

575,818 In 2021

304,889 **53%** Islamic Republic of Iran

191,810 **33%** Pakistan

63,360 **11%** Europe & Turkey

WASH

55% Reported shortage of water for drinking and agriculture purposes

3 out of 4 **76%** lack access to safe latrine facilities

⁴ BMA Round 14 report ; CBNA Round 14 report

The boundaries and names shown and the designations used on this map do not imply official endorsement or acceptance by IOM. Line of Control: Dotted line represents approximately the Line of Control in Jammu and Kashmir agreed upon by India and Pakistan. The final status of Jammu and Kashmir has not yet been agreed upon by the parties

Creation date: 29/Mar/2022 | Data sources: IOM DTM, DTM BMA/CBNA, IOM CBR, DoRR | Map data: IOM, OCHA, UNHCR | INDEX: RDH10096 | This document was produced with the financial assistance of the Czech Republic, the European Union, the Government of Japan, the Swiss Cooperation Office and the Government of the United Kingdom. The views expressed herein can in no way be taken to reflect the official opinion of the aforementioned donors.

