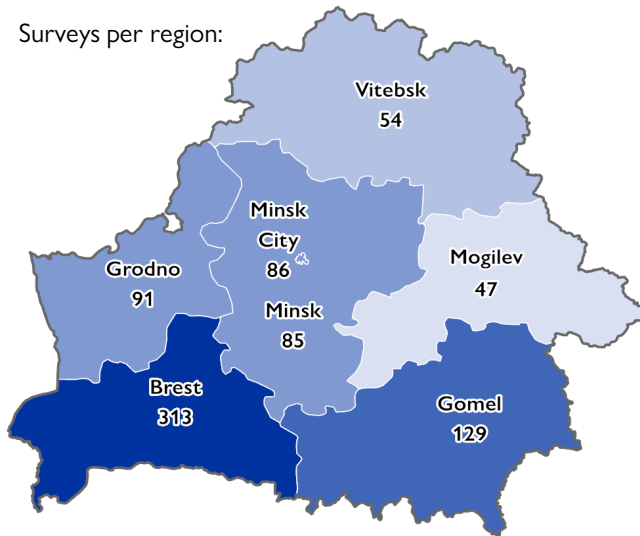


Surveys per region:



805 INTERVIEWS



35.5%
MALE



64.5%
FEMALE

Since February 2022, an increasing number of refugees from Ukraine and Third-Country Nationals (TCNs) entered Belarus. As of 16th of December 2022, the Belarusian State Border Committee has reported 70,935 arrivals from Ukraine since 24 February 2022. The largest numbers entered from Poland (43,801) and from Ukraine (15,890), followed by those entered from Lithuania (9,344) and Latvia (1,900).

METHODOLOGY

This report is based on 805 interviews conducted by IOM's DTM Belarus in coordination with the Ministry of Internal Affairs of Belarus and the Belarusian Red Cross between 01 September and 30 November 2022 by a team of 28 enumerators deployed in all six regions of Belarus: in Minsk (capital) (86 interviews conducted), Minsk (region) (85 interviews), and in the regions of Vitebsk (54 interviews), Mogilev (47 interviews), Grodno (91 interview), Brest (313 interviews), and Gomel (129 interviews). This is the final report of Round 2 of DTM in Belarus in 2022.

The survey covered Ukrainian nationals and TCNs, which included both persons that fled Ukraine after 24 February 2022 and other migrants already present in Belarus. The survey excluded those who took part in Round 1. The interviews have been conducted in Russian mainly, but also in English (specifically with TCNs respondents), and in certain cases in Arabic. Prior to the start of the survey, all enumerators were trained by IOM on DTM, Kobo application, IOM approach to migrants' protection, ethics of data collection and provision of information. The questionnaire was available in Russian and English, and the preferred language of questioning was determined by the interviewee.

Over a third of all interviews (39%) were conducted in Brest oblast, located close to the state borders with Poland and Ukraine, and 16 per cent of them in Gomel oblast, intersection point located in proximity to the state borders with both Ukraine and the Russian Federation. The types of locations chosen for interviews included mainly Belarus Red Cross offices, IOM office in Minsk, and IOM project sites in all six regions of the country. Other targeted locations were various types of accommodations provided to Ukrainians and other TCNs but also within a number of transit points: bus stations, train stations, and temporary detention facilities.

COMPOSITION OF THE SAMPLE AND LIMITATIONS

Out of the total 805 respondents, 97 per cent were Ukrainian nationals and 3 per cent were other TCNs who either fled from Ukraine or were present in Belarus before 24 February 2022, mainly from Guinea, Egypt, Afghanistan and Cuba. The first part of the report focuses on the 778 surveys conducted with Ukrainian nationals, while the last page of the report focuses on TCNs coming from Ukraine and already residing in Belarus. The data presented in this document are representative of the individuals surveyed in the covered locations and during the indicated period. Any generalization of results should be made with caution.

Border crossing points (BCPs) on Ukraine-Belarus border suspended their operations. Therefore, it was not possible to target respondents immediately after their entry in Belarus from the borders and the sampling framework was not based on verified figures of refugees from Ukraine and other TCNs entering through the various BCPs.

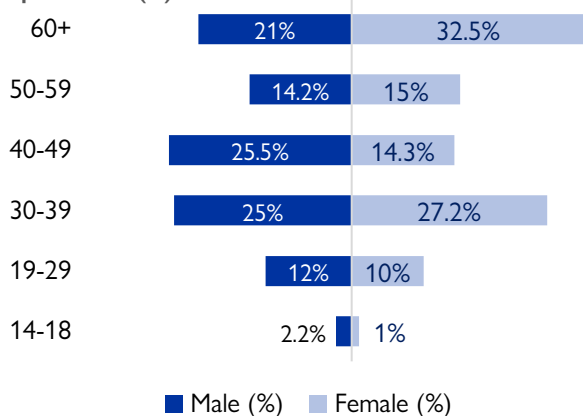
When necessary, translation support was provided by IOM (when approaching Arabic and Spanish speakers). The fact that the largest part of the interviewed respondents reside within privately owned accommodations (with relatives/friends) is the major limitation in reaching out to potential respondents. However, in order to reach the target audience, enumerators relied on Belarus Red Cross humanitarian aid delivery networks, IOM programming and aid delivery networks, as well as coordination with the Departments of citizenship and migration under Departments of internal Affairs of the Regional Executive Committees.

The opinions expressed in the report are those of the authors and do not necessarily reflect the views of the International Organization for Migration (IOM).

UKRAINIAN NATIONALS

Out of 778 respondents from Ukraine, who participated in the second round of the survey, 66 per cent were female, and 34 per cent were male. The average age among the Ukrainian nationals was 48 years old, with the oldest respondent being 95 years old.

Fig.1 Gender and age disaggregation. Ukrainian respondents (%)

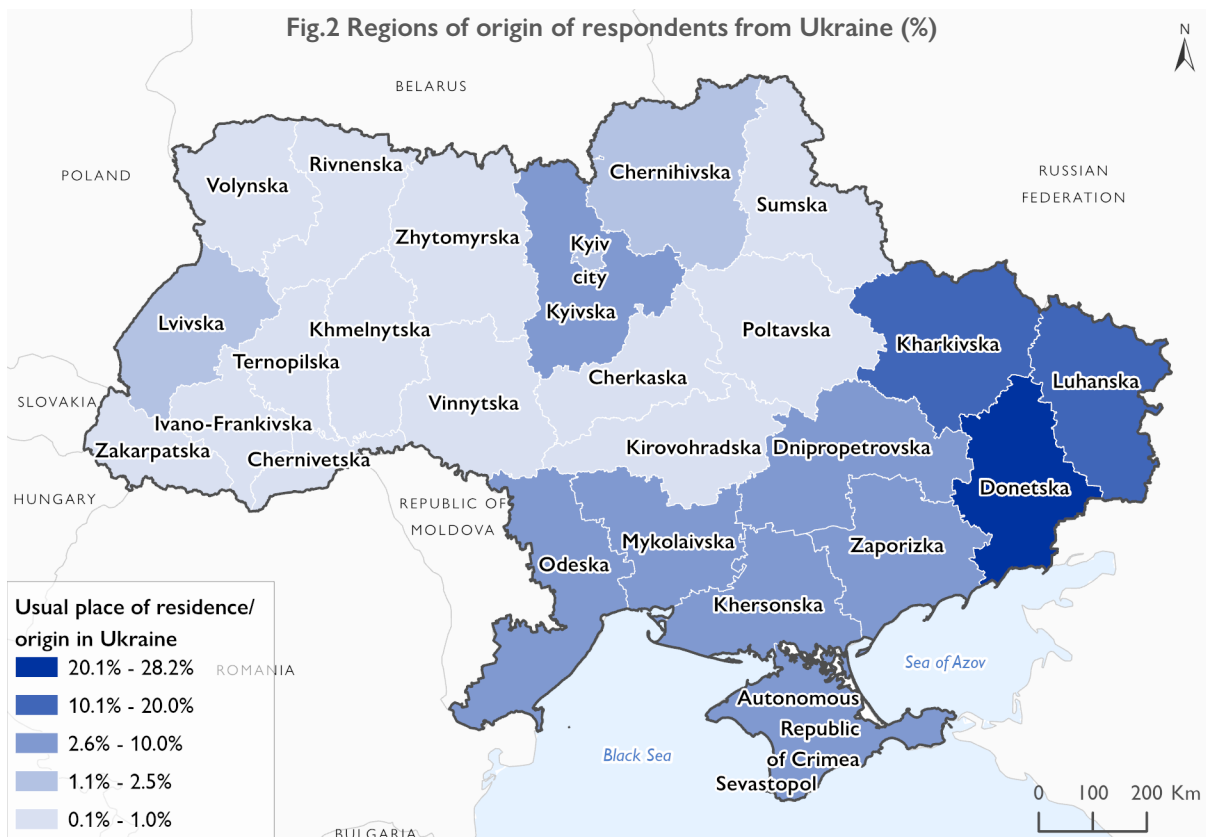


Forty-six per cent of the surveyed Ukrainian nationals were married, 24 per cent were single, 15 per cent were divorced and 15 per cent were widowed.

It is also worth noticing that 6 per cent of the Ukrainian nationals possess double citizenship (being also citizens of the Russian Federation, Albania, Armenia).

The top five regions of origin in Ukraine were those of Donetsk (28%), Kharkivska (17%), Luhanska (14%), Khersonska (7%) and Kyiv city and Kyivska (6%). Out of all surveyed Ukrainian nationals 22.5% used to live in rural areas, and the rest in urban settings.

Fig.2 Regions of origin of respondents from Ukraine (%)



This map is for illustration purposes only. The boundaries and names shown, and the designations used on this map, do not imply official endorsement or acceptance by the International Organization for Migration.

EDUCATION

The largest parts of the interviewed Ukrainians obtained upper secondary (professional) education (35%) and tertiary education (33.9%). Seventeen per cent received lower secondary education, whilst 12 per cent received post-secondary non-tertiary education. Three of the surveyed Ukrainian nationals possess PhD levels in arts and humanities, business, administration and law and in education.

The most common spheres of education among the respondents were engineering, manufacturing and construction, services, business, administration and law, health and welfare, and education.

Tab.1 Education level of Ukrainian nationals (%)

Primary education	0.9%
Lower Secondary education	17.1%
Upper Secondary / Vocational education	35%
Post-secondary non-tertiary education	12.2%
Tertiary education	33.9%
PhD and more	0.4%
Other type of non-formal education	0.3%
None	0.1%
Religious school	0.1%

Twenty-nine per cent of the interviewed Ukrainian nationals speak at least two foreign languages, with English, Belarusian, German, French and Polish being the most common foreign languages spoken by the Ukrainian respondents.

EMPLOYMENT

Forty-seven per cent of the Ukrainian nationals were employed before leaving Ukraine. Majority of those employed were working in occupations of lawyers, doctors, teachers, in services and sales, metal workers and carpenters. Three per cent were on maternity or paternity leaves, 2 per cent were attending universities, and 30 per cent were already on retirement before leaving Ukraine. Only 6 per cent were unemployed and not looking for a job before leaving Ukraine.

By the time of the interview, 58 (7.5%) Ukrainians were already employed in Belarus while 255 (32.8%) Ukrainians were unemployed but actively looking for a job in Belarus. One hundred fifty-five of the respondents (19.9%) indicated they did not want to work in Belarus.

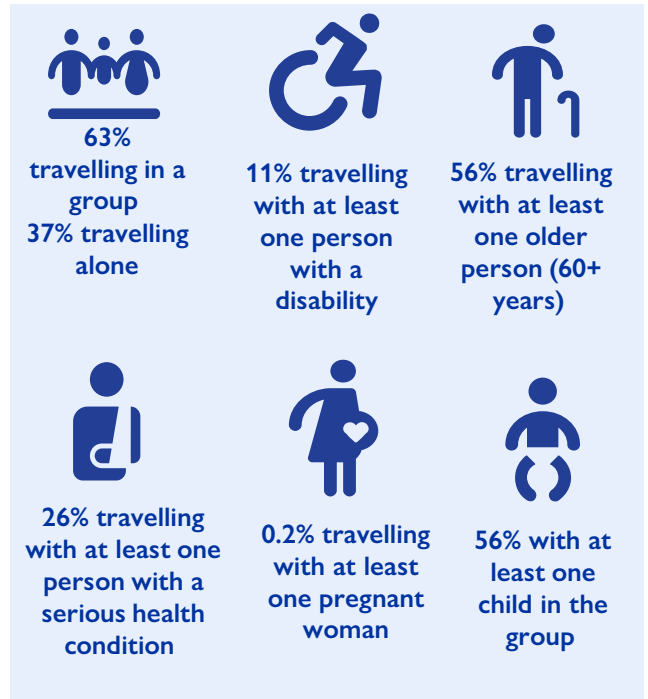
When asked about their desired occupation in Belarus, the most popular desired occupations were lawyers, doctors, nurses, teachers, accountants, metal workers, carpenters, cleaners, cooks and hairdressers. Fifty-six of the Ukrainian nationals intending to stay in Belarus expressed readiness to accept any job available in Belarus.

TRAVEL MODE

Sixty-three per cent of the Ukrainian respondents travelled in a group, while 37 per cent were travelling alone. Majority of those travelling in a group travelled with relatives (51%) and immediate family (45.6%).

Fifty-six per cent of those travelling in a group indicated that they were travelling with at least one child. In total, there were 478 children in traveling groups of the respondents. Sixty-three per cent of these children were in the age group of 5-13 years old, 20% - at the age 0-4 years, and 17% - at the age 14-17 years.

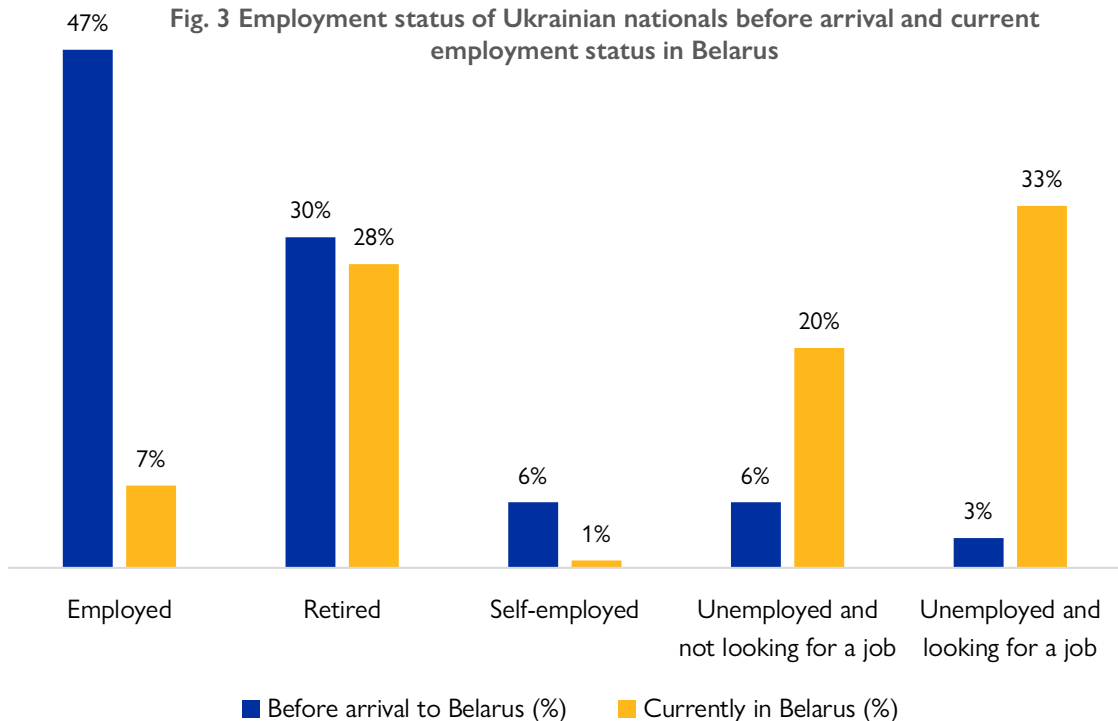
About 26 per cent reported that they or someone in their group had a serious health condition, whilst 11 per cent of the respondents said they or someone in their group had a disability.



Forty per cent of the respondents from Ukraine were staying at their relatives, which shows a decrease since the previous result back in August 2022 (the previous report indicated that 54% were staying at their relatives).

Twenty-one per cent were staying in rented accommodation. Ten per cent were staying at their friends.

Fig. 3 Employment status of Ukrainian nationals before arrival and current employment status in Belarus



DISPLACEMENT PATTERNS

Forty-two per cent of the respondents from Ukraine left Ukraine in September-October 2022. Thirteen per cent left Ukraine in August 2022.

Majority of the respondents from Ukraine entered Belarus from the Russian Federation (44%). 28 per cent of the respondents entered from Poland, 25 per cent entered directly from Ukraine, about 2 per cent entered from Lithuania and Latvia, and the remaining 1 per cent entered by flight or preferred not to answer.

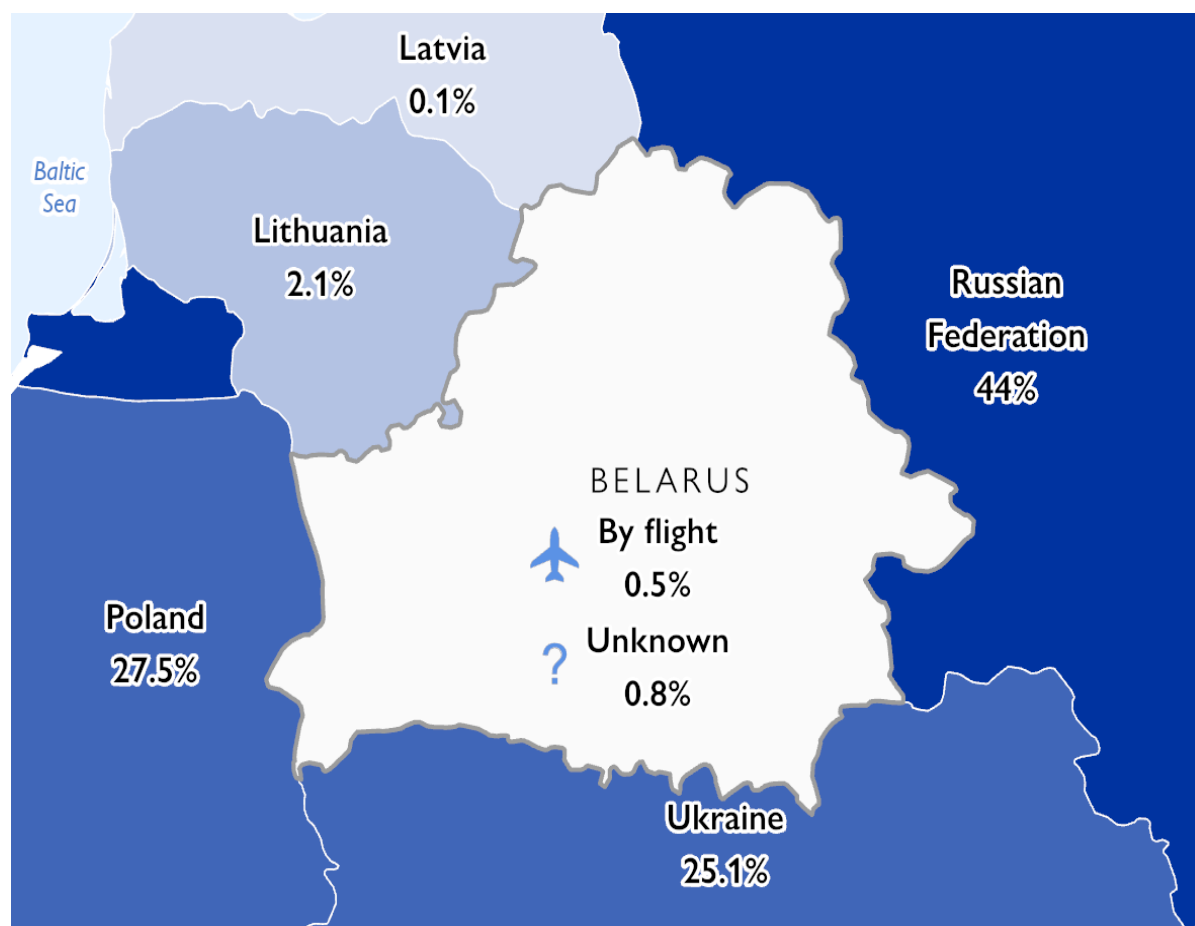
Routes to Belarus differed depending on the place of living in Ukraine. For instance, 48 per cent of the Ukrainian nationals who entered Belarus from the Russian Federation were from Donetsk and Luhanska regions.

It is also crucial to note that 34 per cent of those Ukrainians who entered Belarus from Poland indicated the Russian Federation as their destination country.

Fifty-five per cent of Ukrainian male respondents entered Belarus from the Russian Federation, 22 per cent of men entered from Poland, and 21 per cent – from Ukraine. Among female Ukrainian respondents the distribution of the country of entry to Belarus is more even: 38 per cent entered Belarus from the Russian Federation, 31 per cent entered from Poland, 27 per cent entered from Ukraine.

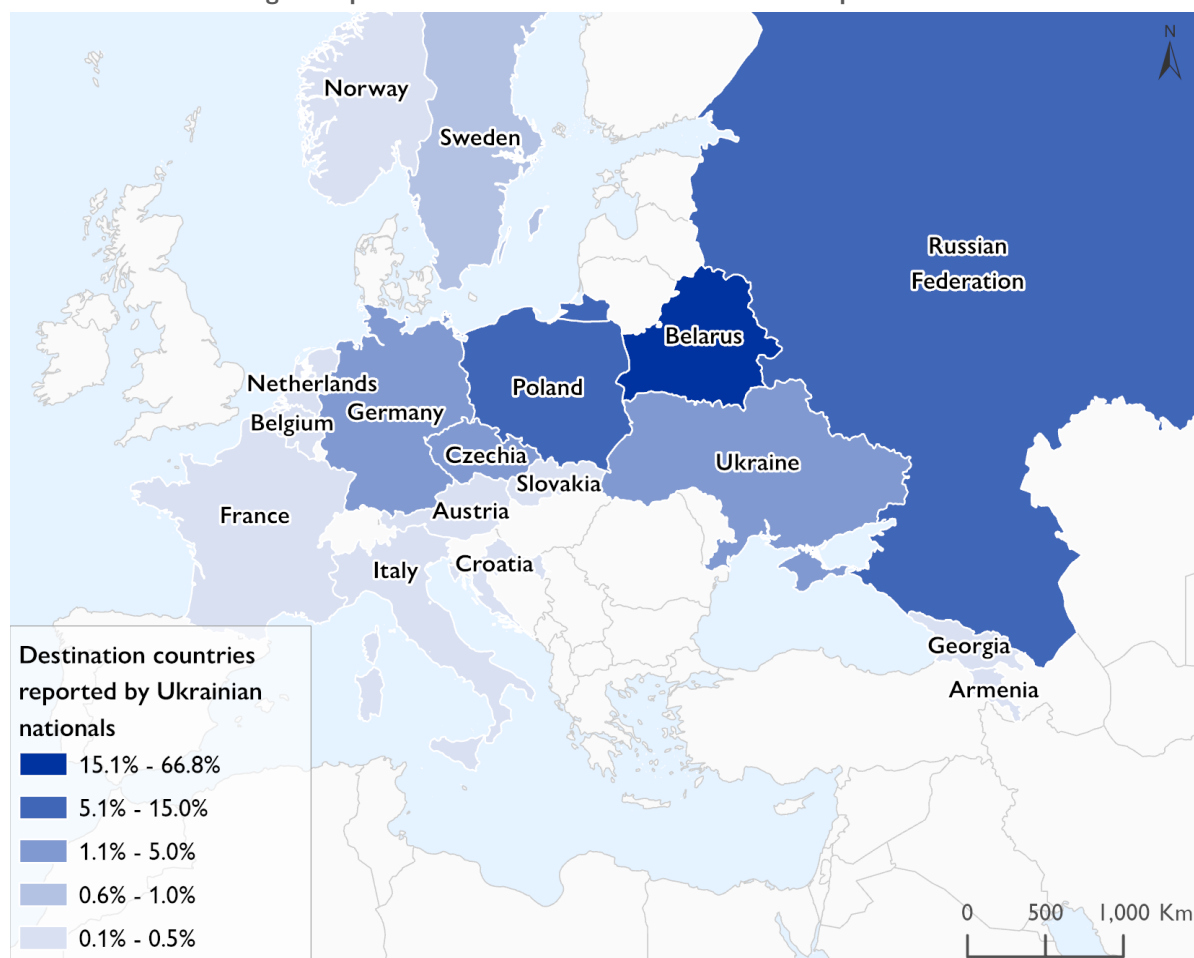
In this report a shift is seen in most of the entries to Belarus taking place from the Russian Federation. Finding of the previous report covering June – August 2022 indicated Ukraine as the main country of entry among the respondents (47%), Poland being the second (33%), and the Russian Federation being third (19%).

Fig. 4 Map on border of entry into Belarus of Ukrainian respondents (%)



This map is for illustration purposes only. The boundaries and names shown, and the designations used on this map, do not imply official endorsement or acceptance by the International Organization for Migration.

Fig. 5 Map of intended destination of Ukrainian respondents



This map is for illustration purposes only. The boundaries and names shown, and the designations used on this map, do not imply official endorsement or acceptance by the International Organization for Migration.

Overall, sixty-eight per cent of the respondents from Ukraine declared the intention to remain in Belarus. The most common reasons for intending to stay in Belarus were relatives and friends here (61%), a better protection system (22%), and possession of accommodation here (7%).

The next page of the report will look in details at Belarus as the intended destination of the Ukrainian respondents including the intended destinations within Belarus, intended periods of stay in Belarus of Ukrainian nationals.

Thirty-one per cent of the respondents from Ukraine declared the intention to move onwards. One per cent of the Ukrainian nationals did not know or preferred not to answer on their intentions.

Top five destination countries for those who intend to move to another country were: Russian Federation (36%), Poland (33%), Germany (12%), Czechia (3%) and Ukraine (3%).

The most common reason for moving onwards was that they have relatives or friends there (68%). Four per cent indicated better protection system as the reason for choosing the destination country, and four per cent based their choice on the reason that other people from the group travel there.

Return intentions of Ukrainian respondents



Twenty-one per cent of the surveyed Ukrainian nationals declared the intention to return to Ukraine when it would be safe to do so. In the meantime, 26 per cent responded they did not plan to return to Ukraine, while the majority, 53 per cent, remained unsure or preferred not to answer.

Among those intending to return to Ukraine, key reasons for that were: the situation was better in the country (34%), the situation was better in their city (30%), possession of property or accommodation there (24%), care responsibilities (after parents, sick relatives, spouse, etc.), not enough resources to cover living costs (2%).

Those intending to return to Ukraine were also asked what kind of assistance they would need for return. Forty-nine per cent indicated financial support, 17 per cent selected transportation support, 13 per cent indicated support with information on return, and 6 per cent indicated needed support with documents. Fourteen per cent replied that they would not need any assistance with return to Ukraine.

BELARUS AS INTENDED DESTINATION

Forty-four per cent of the Ukrainian nationals were in Belarus for less than 15 days by the time of the interview. Thirty-two per cent were staying in Belarus up to 60 days already.

Most of the Ukrainian nationals intending to remain in Belarus plan to stay here for more than a year (38%). Twenty-four per cent indicated they intend to stay until they can return home. Twenty-one per cent did not know, while 11 per cent indicated intended period of stay in Belarus as 6 months-1 year.

When asked in which region of Belarus they intended to stay, 24 per cent indicated Gomel region, 17 per cent answered Grodno region, 16 per cent chose Minsk city and 14 per cent intended to stay in Minsk region. Twelve per cent of the Ukrainian nationals named Brest region as their intended destination in Belarus, while 9 per cent indicated Mogilev region and 8 per cent Vitebsk region.

Only in one per cent of the interviews, the location of the interview differed from the intended location of stay in Belarus. In all other interviews respondents intending to remain in Belarus indicated the same region of Belarus.

Forty per cent of the Ukrainian nationals have already applied for additional protection¹ by the time of the interview, while 27 per cent indicated that they were considering applying for additional protection.

Twenty-nine percent replied that they were not planning to apply for additional protection and 4 per cent indicated need for more information as they did not know about this opportunity.

As for the current status, 58 per cent of the Ukrainian nationals were on temporary stay, 25 per cent - on temporary residence, 10 per cent of the respondents were in transit, so they did not have legal status in Belarus and 3 per cent had permanent residence by the time of the interview.

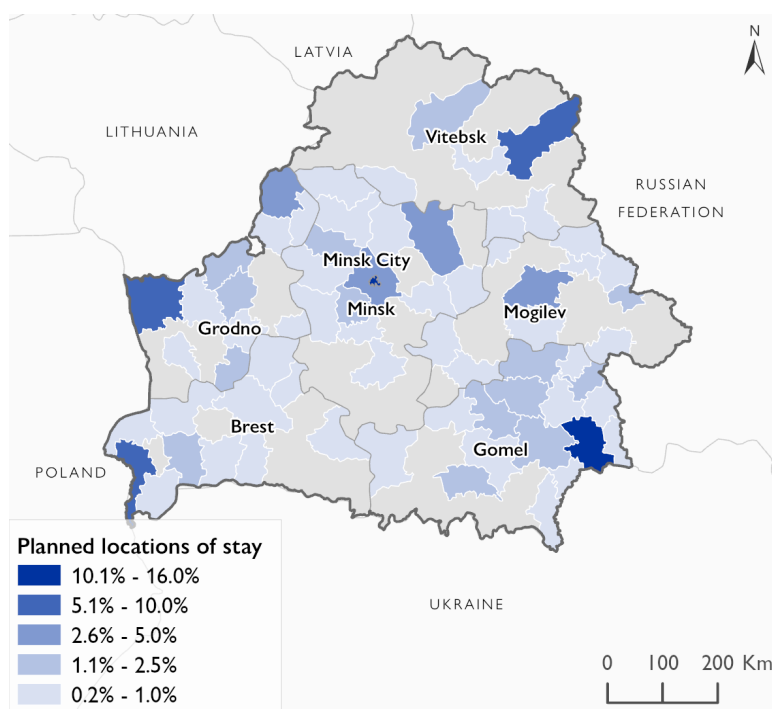
As for the accommodation in Belarus, 40 per cent stay with their relatives. Twenty-one per cent of the Ukrainian nationals stayed in rented accommodation and 10 per cent were staying at friends.

In terms of the challenges faced in Belarus, majority of the respondents (57%) stressed that lack of money and financial resources is the key challenge they faced in Belarus. Eleven per cent also indicated challenges related with employment, and 10 per cent named long-term accommodation as one of the key challenges they faced in Belarus.

Only 28.5 per cent of the respondents replied that they have funds to cover their living expenses in Belarus, while 50.5 per cent replied they did not have enough funds. In addition to that, 72 per cent of the respondents were not able to withdraw money or make payments using their Ukrainian debit or credit cards in Belarus.

This survey established the presence of an estimated number of 9,064 Ukrainian nationals in the covered locations in Belarus.

Fig. 6 Map of intended destination of Ukrainian respondents intending to remain in Belarus



This map is for illustration purposes only. The boundaries and names shown, and the designations used on this map, do not imply official endorsement or acceptance by the International Organization for Migration.

¹ Provision of additional protection in Belarus gives the right to a foreigner to temporarily reside in the country, as well as the right to medical care and employment on an equal basis with foreigners permanently residing in Belarus.

MAIN NEEDS AT THE MOMENT

At the moment of the interview the main reported needs of the respondents from Ukraine were financial support (82%), food products (78%), personal hygiene and sanitary supplies (68%), general information on their stay (51%), clothes and shoes (45%), and employment (31%). Thirty per cent of the surveyed Ukrainians reported the need of household goods, 26 per cent stressed the need in health services and 25 per cent – in medicines supply.

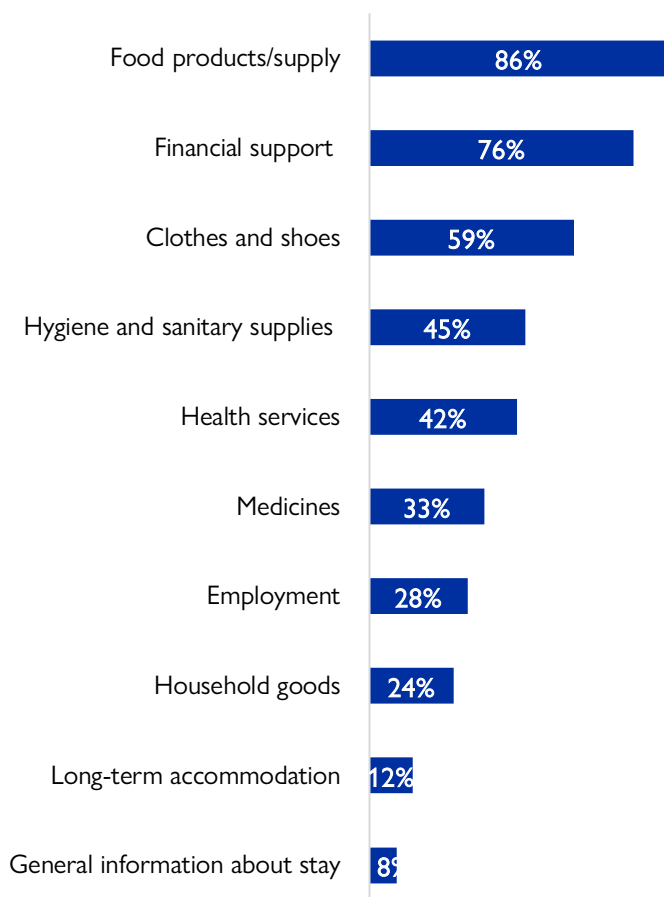
Needs for long-term accommodation and transportation support were stressed by 13 per cent of the Ukrainian respondents. Ten per cent expressed the need in support with documentation, legal and consular services, while 6 per cent indicated the need of diploma recognition.

As the timeline of the interviews coincided with the preparations for the academic year, 11 per cent indicated the need in school supplies, 8 per cent – in school enrolment. Seven per cent expressed need in spaces and activities for children, while 5 per cent indicated need in free or unexpensive kindergarten.

Among other needs the respondents also stressed the need in communication with others, support to return home, immediate accommodation, psychological counselling and family tracing.

MID-TERM NEEDS

Fig. 7 Top ten reported mid-term needs of Ukrainian nationals intending to stay in Belarus (%)



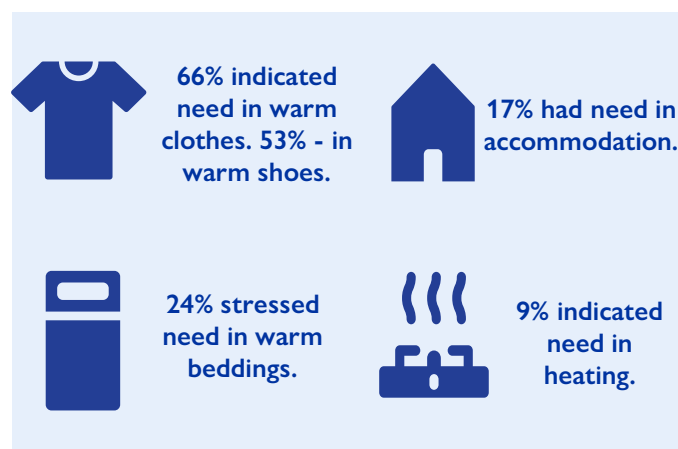
When those intending to remain in Belarus were asked about their expected needs in the upcoming six months, top five needs expressed by the Ukrainian nationals were food products (86%), financial support (76%), clothes and shoes (59%), personal hygiene and sanitary supplies (45%), and health services (42%). Thirty-three per cent also expressed the need in medicines.

Twenty-eight per cent of the surveyed Ukrainians intending to stay in Belarus also expressed the need in employment in the mid-term. Twenty-four per cent of the Ukrainian nationals reported the need in household goods in the next six months of their intended stay in Belarus.

Twelve per cent expressed the mid-term need in long-term accommodation. Eight per cent of the Ukrainian nationals intending to remain in Belarus indicated the need in general information about their stay in the country. One per cent of those intending to stay in Belarus expressed the need in vocational trainings and support to start own business.

Among other needs those intending to stay in Belarus also expressed need in school enrolment, school supplies, diploma recognition and support with documentation, legal and consular services.

WINTERIZATION NEEDS



In terms of the winterization needs, the most common need expressed by the respondents was of warm clothes and shoes. Sixty-six per cent flagged the need in warm clothes and fifty-three per cent indicated the need in warm shoes. Twenty-four per cent stressed the need in warm beddings, seventeen per cent – in accommodation, and nine per cent – in heating. Twenty-two per cent of the respondents had no winterization needs, while 3 per cent expressed other winterization-related needs (such as financial support, medicines, employment).

HUMANITARIAN ASSISTANCE RECEIVED

By the time of the data collection, 51 per cent of the Ukrainians have already received humanitarian assistance in Belarus – mainly, food supplies, personal hygiene and sanitary products, clothes and shoes, and vouchers.

TCNs FROM UKRAINE AND OTHER MIGRANTS

Twenty-seven of the survey respondents were non-Ukrainian nationals. TCNs were mainly citizens of Guinea, Egypt, Afghanistan, Cuba, Yemen, Nigeria, Pakistan and other countries. One of the TCNs resided in Ukraine and fled from there to Belarus.

Thirty per cent of them were women and seventy per cent were men. Sixty-three per cent of the TCNs were at the age of 19-39 years old. Thirty-seven per cent of the TCNs were married, 26 per cent were single, 22 per cent divorced, and 15 per cent were widowed.

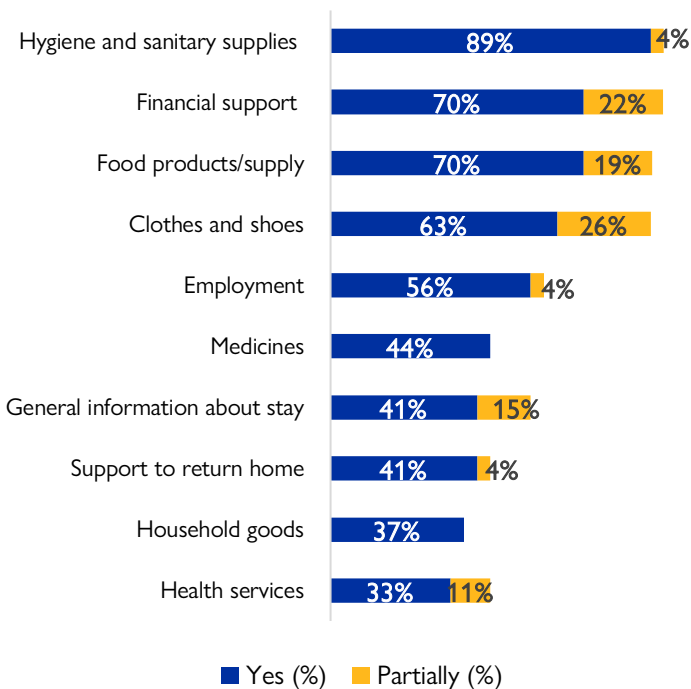
As for education, 30 per cent obtained lower secondary education, 22 per cent had upper secondary education, 19 per cent had tertiary education, 14 per cent obtained primary education, 11 per cent had post-secondary education. Four per cent of the TCNs had no education.

Most TCNs had non-biometric (56%) or biometric (26%) passports with them. Eleven per cent had also other documents with them (such as driver licences, birth certificates, marriage certificates). Twenty-two per cent had no documents with them at all.

Twenty-six per cent of the TCNs plan to return to the country of origin when it is safe to do so. Thirty per cent said they were not planning to return, while 44 per cent did not know or preferred not to answer.

MAIN NEEDS

Fig. 8 Top 10 reported needs of TCNs



The main reported needs at the moment of the interview were personal hygiene and sanitary supplies (89%), financial support (70%), food products (70%), clothes and shoes (63%), employment (56%). Forty-four per cent of TCNs also reported the need in medicines. As for the mid-term need of those intending to remain in Belarus, top five reported needs were: financial support (93%), food products (87%), health services (60%), personal hygiene and sanitary supplies (53%), clothes and shoes (47%), as well as medicines (47%).

In terms of the winterization needs, 81% expressed the need in warm clothes and 70% the need in warm shoes. Thirty-seven per cent indicated the need in accommodation, 22 per cent expressed the need in warm beddings, and 11 per cent in heating.

Among the key challenges faced by the TCNs in Belarus the respondents named lack of financial resources (78%), language barrier (52%), difficulties with employment (33%), long-term accommodation (19%) and obtaining regular status (registration, work permit, etc) (15%).

Seventy-four per cent of the TCNs said they did not have funds or source of income to cover their living expenses in Belarus.

This survey established the presence of an estimated number of 1,350 TCNs nationals in the covered locations in Belarus.



56%
travelling in a group
44% travelling alone



67% travelling with at least one person with a serious health condition



27% with at least one child in the group

Fifty-six per cent of the TCNs in the sample travelled in a group., mostly with families and relatives. Sixty-seven per cent of those travelling in a group reported that they or someone in their group had a serious health condition and a chronic disease. Thirteen per cent of those travelling in a group indicated that they or someone in their group had mental health difficulties and were wounded or injured.

Twenty-seven per cent of the respondents said they travelled with children. Fifty-four per cent of these children were at the age of 5-13 years old, 31 per cent - at the age 0-4 years old, and 15per cent - at the age 14-17 years old.

Fifty-nine per cent of the third country nationals entered Belarus from the Russian Federation. 30 per cent entered by flight and 11 per cent preferred not to answer.

INTENTIONS

Over half of the surveyed TCNs (56%) declared the intention to stay in Belarus. Twenty-seven per cent of them chose Belarus because they have relatives or friends here, while 13 per cent of the TCNs chose Belarus because other people from the group travelled here.

Out of 44 per cent of the TCNs intending to move onwards, most of the respondents (45%) indicated Germany as their intended destination country. Among other destination countries respondents also named Azerbaijan, Poland, Tajikistan, Ukraine, Pakistan, Nigeria.

IOM Belarus: <https://belarus.iom.int/>

DTM Belarus reports: <https://dtm.iom.int/belarus>