

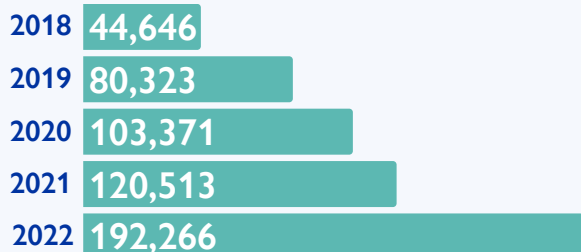
MONTHLY OVERVIEW

REGISTRATIONS ON ARRIVAL IN THE WESTERN BALKANS IN 2022¹

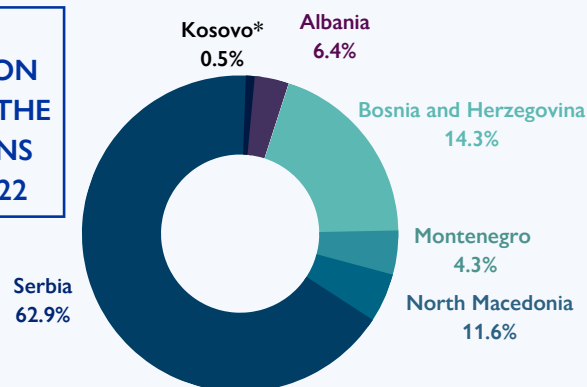
COUNTRY/AREA OF ARRIVAL	JANUARY	FEBRUARY	MARCH	APRIL	MAY	JUNE	JULY	AUGUST	SEPTEMBER	OCTOBER	NOVEMBER	DECEMBER
Albania ²	255	297	1,073	930	1,105	1,295	892	1,164	1,860	1,142	1,618	585
Bosnia and Herzegovina	429	578	907	1,567	1,972	2,214	2,615	2,389	3,343	5,441	2,722	3,252
Montenegro	32	45	248	271	434	640	777	1,353	1,702	1,279	801	736
North Macedonia	466	687	1,144	1,297	1,941	2,665	2,988	3,499	2,982	2,403	1,480	827
Serbia	3,299	3,190	3,511	5,327	8,985	8,131	14,921	16,733	17,632	17,814	10,401	10,939
Kosovo* ³	39	45	64	27	55	192	137	57	134	113	37	141
TOTAL	4,520	4,842	6,947	9,419	14,492	15,137	22,330	25,195	27,653	28,192	17,059	16,480

* References to Kosovo shall be understood to be in the context of United Nations Security Council resolution 1244 (1999).

TOTAL REGISTRATIONS ON ARRIVAL IN THE WESTERN BALKANS



SHARE OF REGISTRATIONS ON ARRIVAL AMONG THE WESTERN BALKANS IN DECEMBER 2022



TOP 3 NATIONALITIES IN DECEMBER 2022

Albania	Afghanistan (26%)	Syrian Arab Republic (21%)	Islamic Republic of Iran (5%)
Bosnia and Herzegovina	Afghanistan (67%)	Cuba (7%)	Islamic Republic of Iran (4%)
Montenegro	Afghanistan (84%)	Islamic Republic of Iran (10%)	Morocco (1%)
North Macedonia	Morocco (33%)	Syrian Arab Republic (26%)	Afghanistan (12%)
Serbia⁴	Syrian Arab Republic (11%)	Afghanistan (11%)	Morocco (5%)
Kosovo*	Morocco (43%)	Syrian Arab Republic (22%)	Palestinian Territories (13%)

¹ 'Registrations on arrival' refer to any interception and/or registration by an official authority of an irregular entry at a border, by sea, in airports, or on the territory of the country.

² The data for Albania refer to the cumulative number of migrants registered in the existing structures in December by the Border and Migration Department within the Border Police of Albania.

³ The data displayed in this brief is non-final and subject to consolidation. Please check the website below for more information: Europe Arrivals | Flow Monitoring (iom.int)

⁴ Data on the nationality of arrivals to Serbia are partially available until November 2022. The nationality is unknown for 69% of all reported arrivals in 2022.

MIGRANTS PRESENCE IN RECEPTION FACILITIES ^{5 6}

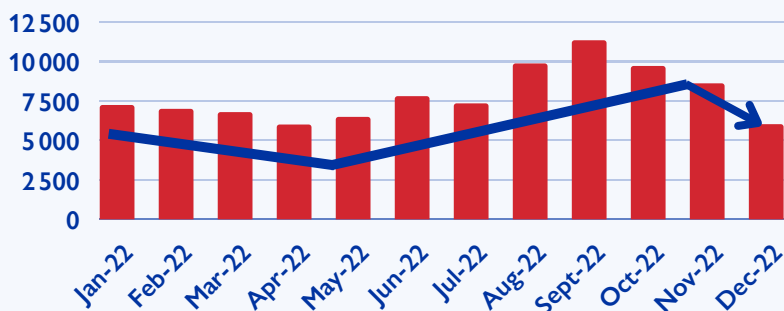
5,996

migrants hosted in
receptions facilities in
the Western Balkans

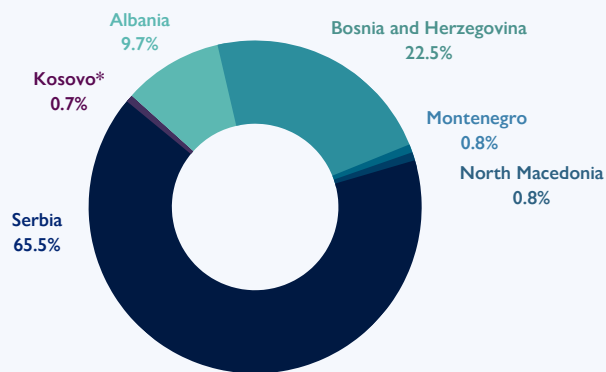
42.3%

of reception capacities
are occupied

TRENDS IN FACILITIES' OCCUPANCY



SHARE OF MIGRANTS SHELTERED IN THE WESTERN BALKANS IN DECEMBER 2022



MIGRANT RECEPTION FACILITIES IN THE WB

December 2022 snapshot

Reception facilities
6
Total reception capacities
4,577
Total occupancy
1,349

Reception facilities
2
Total reception capacities
164
Total occupancy
50

Reception facilities
8
Total reception capacities
814
Total occupancy
581¹

Reception facilities
19
Total reception capacities
7,968
Total occupancy
3,925

Reception facilities
3
Total reception capacities
271
Total occupancy
43

Reception facilities
3
Total reception capacities
364
Total occupancy
48

41 Reception facilities

5,996 Migrants accommodated

IOM offices and sub-offices

Reception facilities

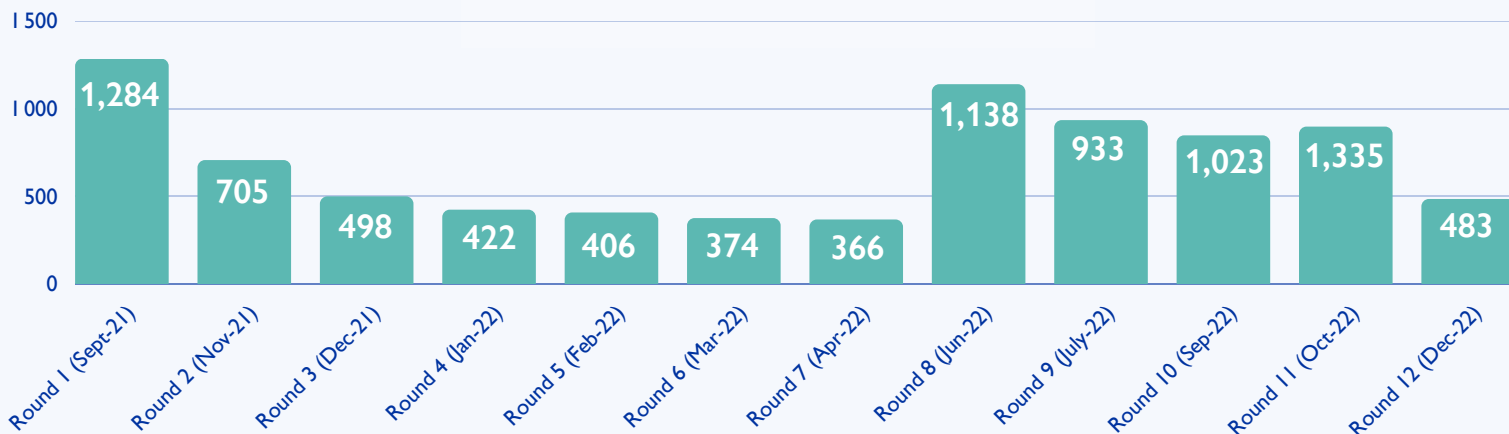
This map is for illustration purposes only. The boundaries and names shown and the designations used on this map do not imply official endorsement or acceptance by the International Organization for Migration

⁵ The data for Albania refer to the cumulative number of migrants registered in the existing structures in December by the Border and Migration Department within the Border Police of Albania.

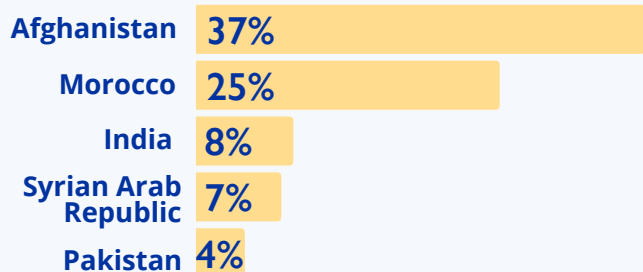
⁶ Based on the latest data available in December 2022.

MIGRANTS PRESENCE OUTSIDE RECEPTION ⁷

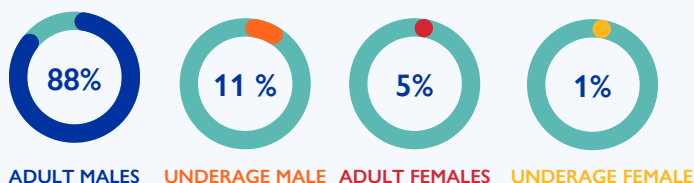
DISPLACEMENT TRACKING MATRIX MONTHLY EXERCISE ⁸



TOP 5 NATIONALITIES IN ROUND 12



DEMOGRAPHICS IN ROUND 12



UKRAINIAN NATIONALS IN THE WESTERN BALKANS

COUNTRY/AREA OF ARRIVAL	ENTRY	ESTIMATED PRESENCE
Albania	29,037	2,527
Bosnia and Herzegovina	49,974	149
Montenegro	88,874	6,972
North Macedonia	27,786	6,322
Serbia	139,817	2,921
Kosovo*	602	12
TOTAL	336,090	18,903

- The table covers cumulative data on Ukrainians' arrivals from 22 February 2022 to 8 January 2023.
- The number of exits is not available for all countries. These presence numbers should therefore be considered an estimate.
- The data sources for each country differs, but include national authorities, the Red Cross and the media.

⁷ Data collected through DTM's monthly migrants presence outside of official reception centres exercise.

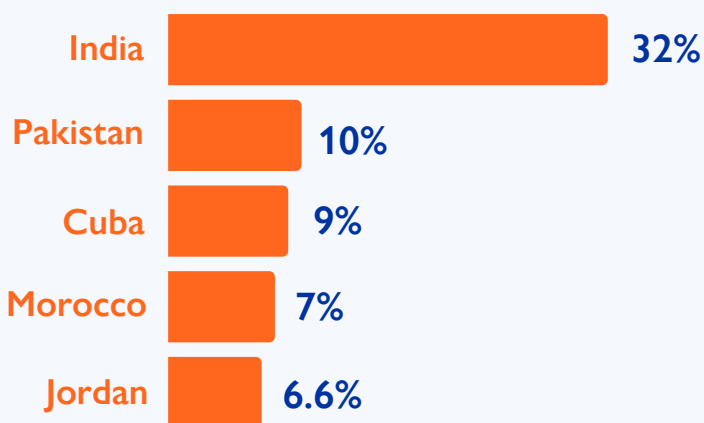
⁸ Data do not include Serbia as the data collection exercise is not implemented in the country.

RETURNS AND REINTEGRATION

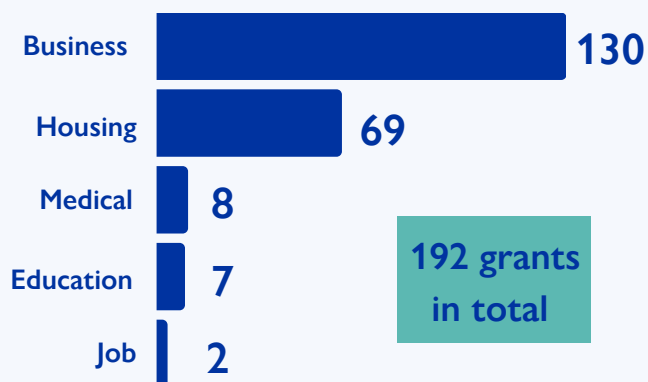
RETURNS FROM THE WESTERN BALKANS

	Albania	Bosnia and Herzegovina	Montenegro	North Macedonia	Serbia	Kosovo*	Grand total
Total returns in 2022	7	128	12	9	130	16	302
Total returns 2016 -2021	15	1,378	105	106	1,101	37	2,742

TOP COUNTRIES OF RETURN IN 2022



NUMBER OF IN-KIND REINTEGRATION GRANTS IN 2022⁹



⁹ The total number of reintegration grants does not reflect the total number of grants per category as one reintegration package can include different categories.

IOM activities funded by:



Funded by the European Union



Norwegian Ministry of Foreign Affairs



MINISTRY OF FOREIGN AFFAIRS OF DENMARK



Ministry of Foreign Affairs and International Cooperation of Italy



Kingdom of the Netherlands



MINISTRY OF THE INTERIOR OF THE CZECH REPUBLIC

Email us on:

iomwesternbalkans@iom.int