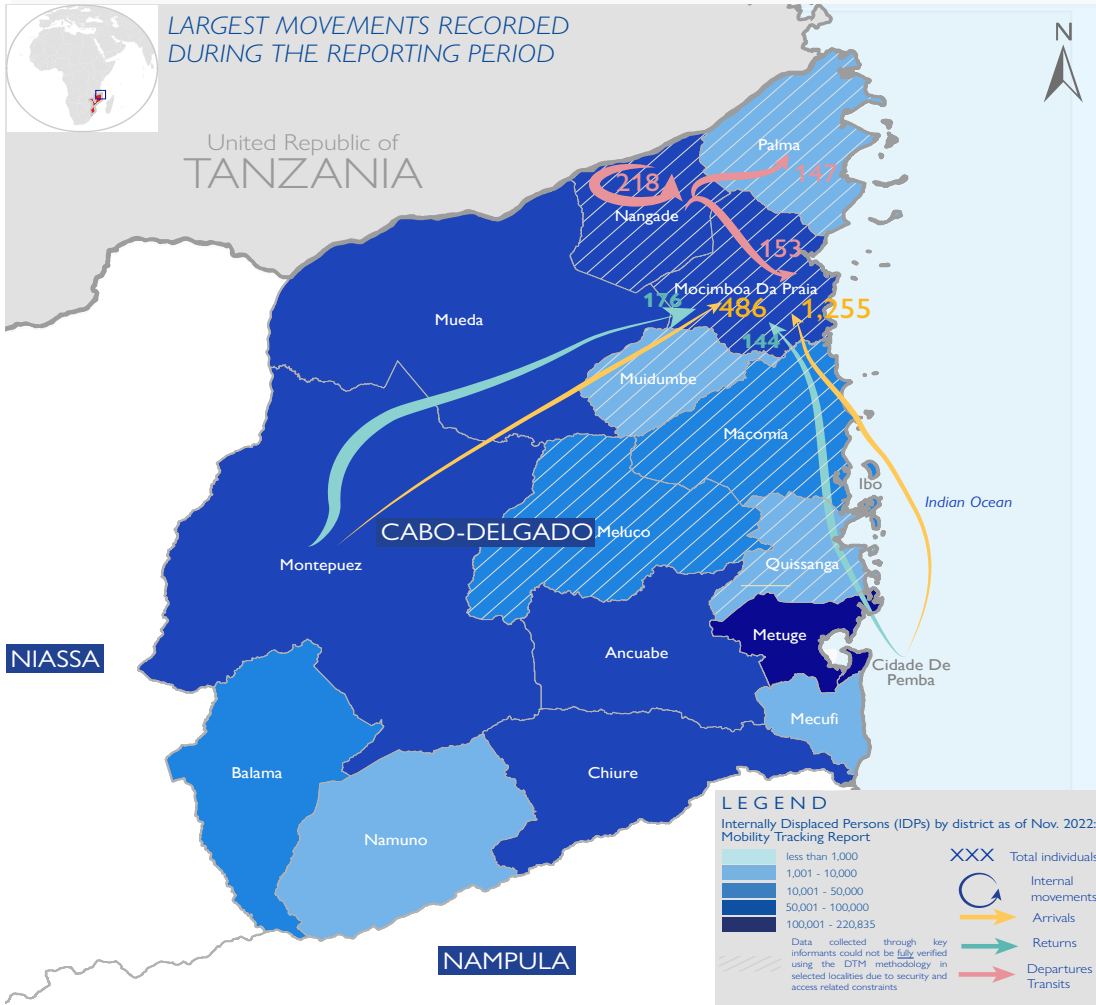


DTM Emergency Tracking Tool (ETT) is deployed to track and provide up-to-date information on sudden displacement and other population movements

ETT Report: No. 193/ 04- 10 January 2023

During the reporting period (04 to 10 January 2023), a total of **60** movements were recorded - **23** arrivals (**2,892** individuals), **20** departures (**776** individuals), and **17** returns (**452** individuals). The largest arrival movements were recorded in Mocimboa da praia (**2,216** individuals), Macomia (**439** individuals) and Mueda (**155** individuals). The largest departure movements were recorded in Nangade (**518** individuals) and Metuge (**127** individuals). The largest return movement was observed in Montepuez (**230** individuals) and Cidade de Pemba (**181** individuals). Of the total population, **3** per cent of mobile groups were displaced for the first time, **22** per cent for the second time and **75** per cent were displaced at least three times.



KEY FIGURES

4,120

PEOPLE ON THE MOVE DURING THE REPORTING PERIOD

452

OF THE TOTAL IDPs RETURNED TO THEIR PLACE OF ORIGIN

45%

OF PEOPLE ON THE MOVE REPORTED ARE CHILDREN

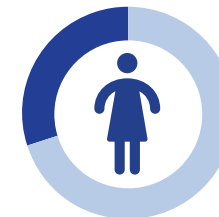
91%

OF THE REPORTED PEOPLE ON THE MOVE ARE LIVING WITH THE HOST COMMUNITY

162

ELDERLY WERE REPORTED, REPRESENTING THE LARGEST VULNERABLE GROUP

DEMOGRAPHICS



Women
1,222
30%



Men
1,028
25%



Children
1,870
45%

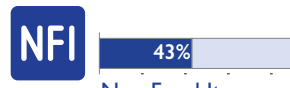
MAIN REPORTED NEEDS



Food



Shelter



Non Food Items

MAIN DISTRICTS OF ORIGIN (for arrivals)



Mocimboa da Praia

60%



Macomia

17%



Montepuez

17%

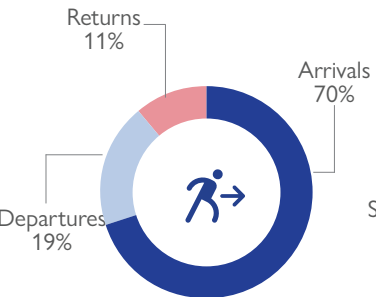
DEFINITION OF TERMINOLOGIES

PEOPLE ON THE MOVE: Indicative individual movements triggered by conflict/attacks, fear of attacks, search of food/livelihoods, access to humanitarian assistance, natural disaster, intended returns, relocation or family reunification.

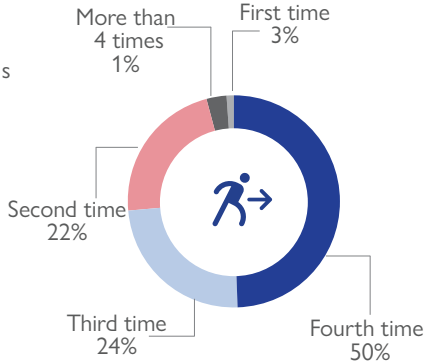
TYPES OF MOVEMENT FLOWS: To capture the dynamic characteristics of migration, the ETT categorizes 4 types of movement flows: arrivals, departures and transits and returns. Each category is dependent on the recorded triggers of movement, duration of movement as well as movement intentions.

- **ARRIVALS:** Individuals arriving at the point of assessment with intentions to stay more than 1 month in current location
- **TRANSITS:** Individuals arriving at the point of assessment, with an intention to spend less than one month at current location.
- **DEPARTURES:** Individuals leaving the point of assessment to another location.
- **RETURNS:** Individuals returning to their locality of origin from previous place of displacement. Please note, the returnee category, for the purpose of DTM data collection, is restricted to individuals who returned to the Location/+ Bairro of their habitual residence, or an adjacent area based on a free decision. Mozambique displaced persons having returned to districts of origin without having reached their locality of origin are still displaced and as such not counted in the returnee category.

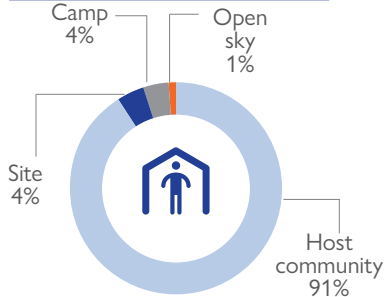
TYPE OF MOVEMENTS



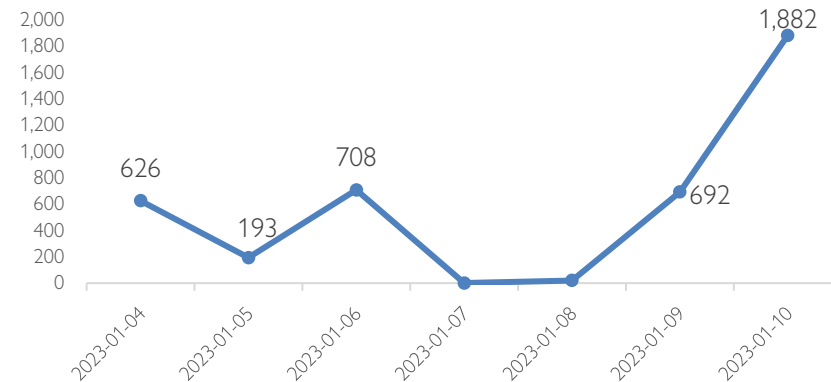
NUMBER OF TIMES DISPLACED



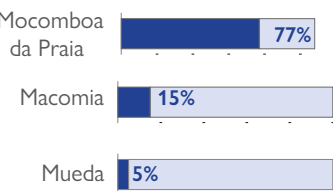
WHERE ARE THEY LIVING



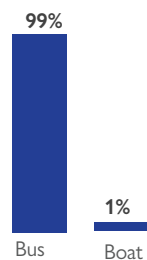
NUMBER OF INDIVIDUALS (4th to 10th January 2023)



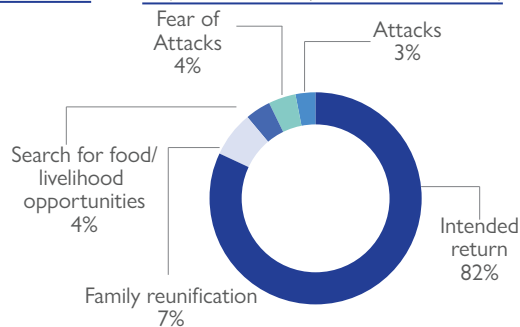
MAIN ARRIVAL DISTRICTS



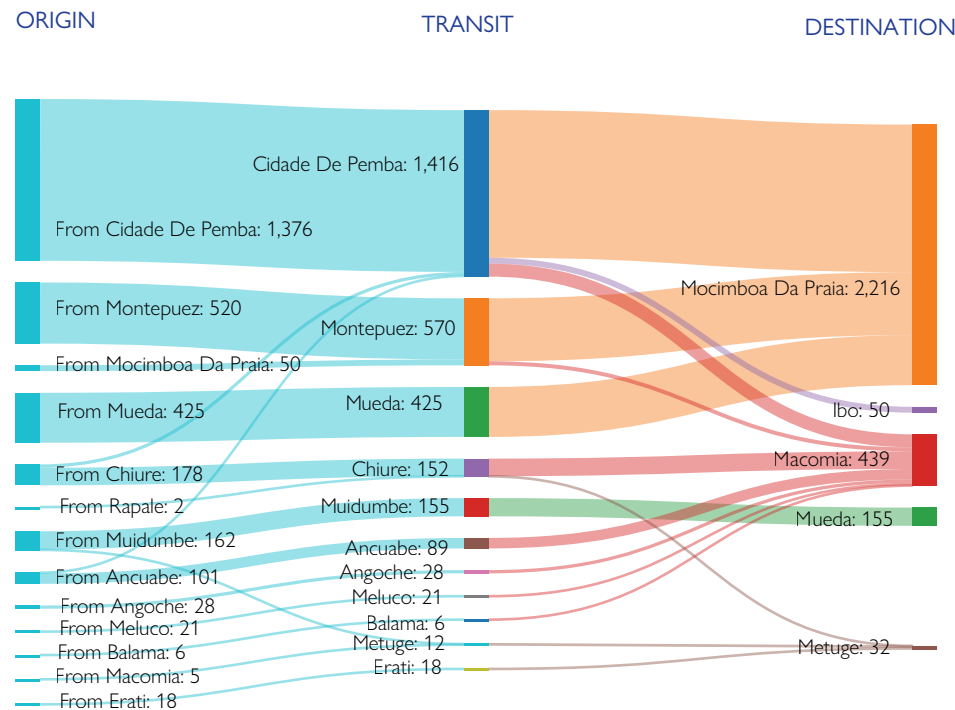
MEANS OF DISPLACEMENT



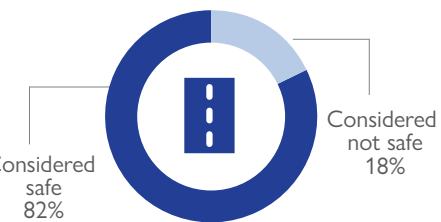
TRIGGERS OF MOVEMENT
(for all arrival, return, departures, and transit movements)



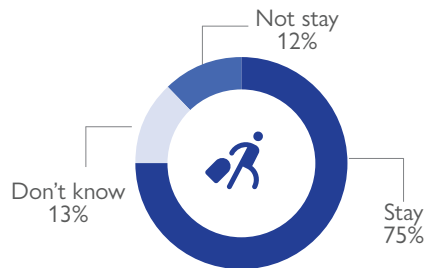
DISPLACEMENT FLOWS BY DISTRICTS (ARRIVALS)



SAFETY OF ROADS



MOVEMENT INTENTIONS



VULNERABILITIES BY LOCALITY (ARRIVALS)

District/Locality	Total number of Individuals	Total number of Households	Number of unaccompanied / separated children	Number of pregnant women	Number of elderly (60 years +)	Person with disability
Mocimboa Da Praia	2,216	312	4	9	89	3
Mocimboa Da Praia	2,216	312	4	9	89	3
Macomia	439	91	-	2	6	1
Macomia	439	91	-	2	6	1
Mueda	155	21	-	-	19	2
Vila de Mueda	155	21	-	-	19	2
Ibo	50	14	4	-	1	-
Matemo	10	3	-	-	-	-
Vila do Iba	40	11	4	-	1	-
Metuge	32	10	-	-	-	1
Namuapala	5	2	-	-	-	-
Metuge	2	1	-	-	-	-
Namuapala	18	5	-	-	-	1
10 Congresso	7	2	-	-	-	-
Grand Total	2,892	448	8	11	115	7