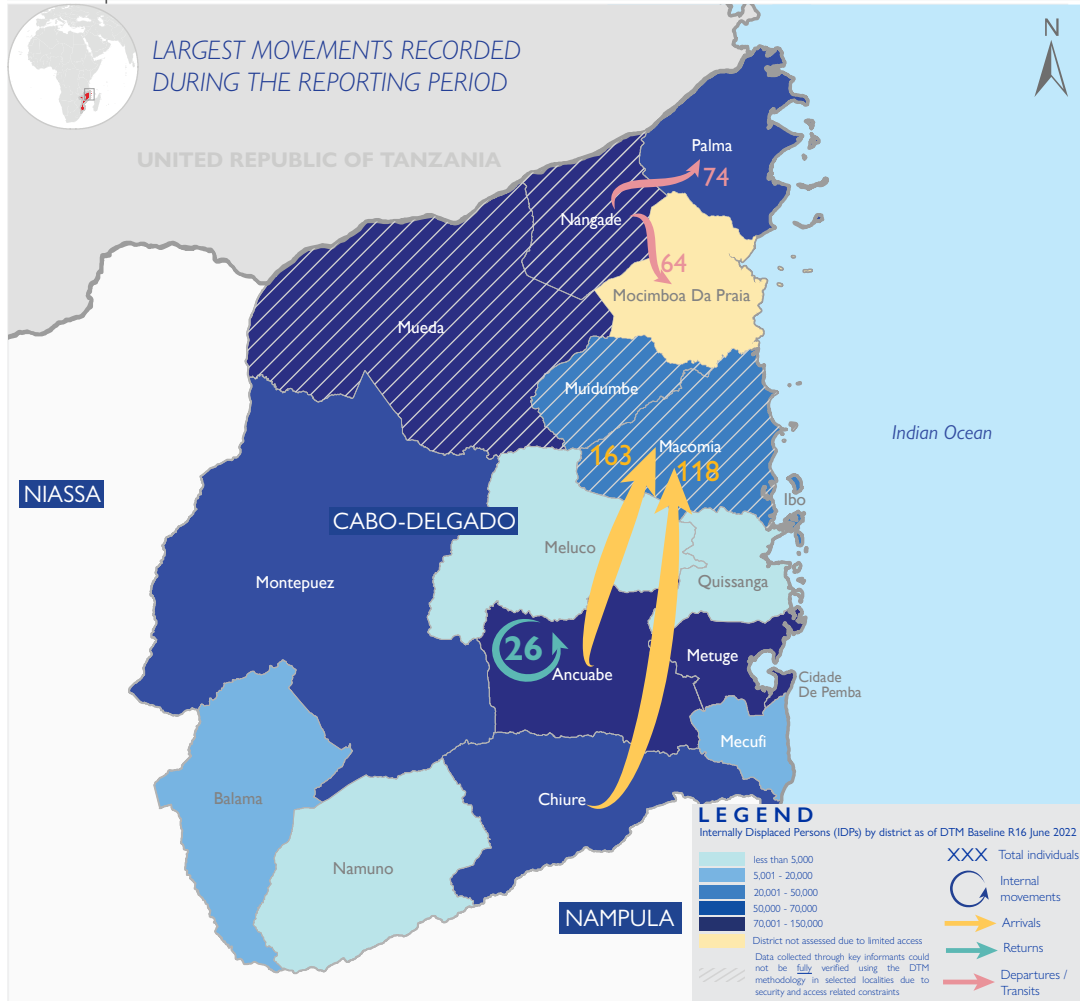


During the reporting period (28 December 2022 to 03 January 2023), a total of 36 movements were recorded - 16 arrivals (655 individuals), 12 departures (376 individuals), and 8 returns (44 individuals). The largest arrival movements were recorded in Macomia (338 individuals), Mocimboa da Praia (116 individuals). The largest departure movements were recorded in Nangade (215 individuals) and Metuge (115 individuals). The largest return movement was observed in Ancuabe (26 individuals). Of the total population, 22 per cent of mobile groups were displaced for the first time, 25 per cent for a second time and 53 per cent were displaced at least three times.



**KEY FIGURES**

1,075

PEOPLE ON THE MOVE DURING THE REPORTING PERIOD

376

OF THE TOTAL IDPs RETURNED TO THEIR PLACE OF ORIGIN

54%

OF PEOPLE ON THE MOVE REPORTED ARE CHILDREN


81%

OF THE REPORTED PEOPLE ON THE MOVE ARE LIVING WITH THE HOST COMMUNITY

41

ELDERLY WERE REPORTED, REPRESENTING THE LARGEST VULNERABLE GROUP

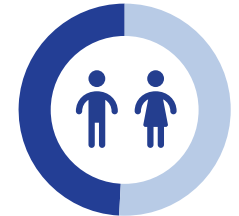
**DEMOGRAPHICS**



Women  
260  
25%



Men  
219  
21%



Children  
587  
54%

**MAIN REPORTED NEEDS**



100%  
Food



81%  
Shelter



50%  
Non Food Items

**MAIN DISTRICTS OF ORIGIN (for arrivals)**

Macomia 58%

Mocimboa da Praia 20%

Muidumbe 19%

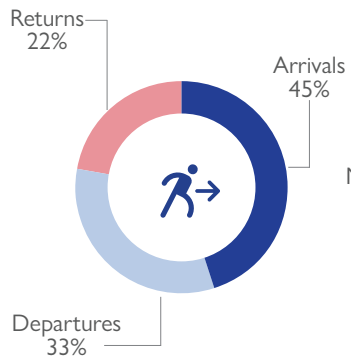
**DEFINITION OF TERMINOLOGIES**

**PEOPLE ON THE MOVE:** Indicative individual movements triggered by conflict/attacks, fear of attacks, search of food/livelihoods, access to humanitarian assistance, natural disaster, intended returns, relocation or family reunification.

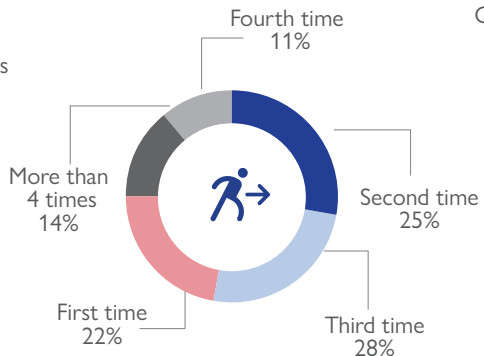
**TYPES OF MOVEMENT FLOWS:** To capture the dynamic characteristics of migration, the ETT categorizes 4 types of movement flows: arrivals, departures and transits and returns. Each category is dependent on the recorded triggers of movement, duration of movement as well as movement intentions.

- ARRIVALS:** Individuals arriving at the point of assessment with intentions to stay more than 1 month in current location
- TRANSITS:** Individuals arriving at the point of assessment, with an intention to spend less than one month at current location.
- DEPARTURES:** Individuals leaving the point of assessment to another location.
- RETURNS:** Individuals returning to their locality of origin from previous place of displacement. Please note, the returnee category, for the purpose of DTM data collection, is restricted to individuals who returned to the Location/-Bairro of their habitual residence, or an adjacent area based on a free decision. Mozambique displaced persons having returned to districts of origin without having reached their locality of origin are still displaced and as such not counted in the returnee category.

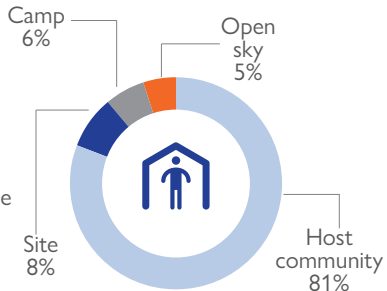
**TYPE OF MOVEMENTS**



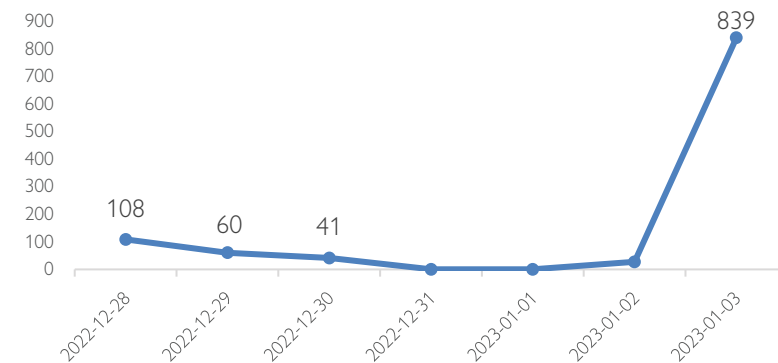
**NUMBER OF TIMES DISPLACED**



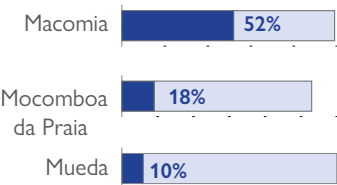
**WHERE ARE THEY LIVING**



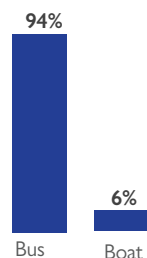
**NUMBER OF INDIVIDUALS (28th -December 2022 to 03rd January 2023)**



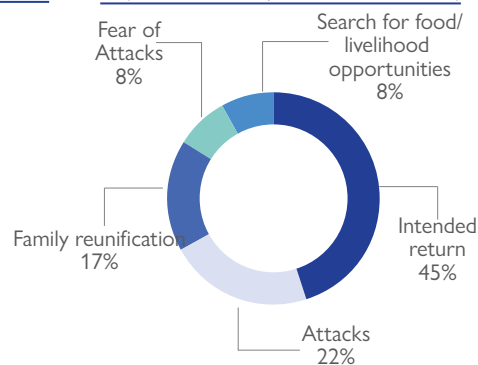
**MAIN ARRIVAL DISTRICTS**



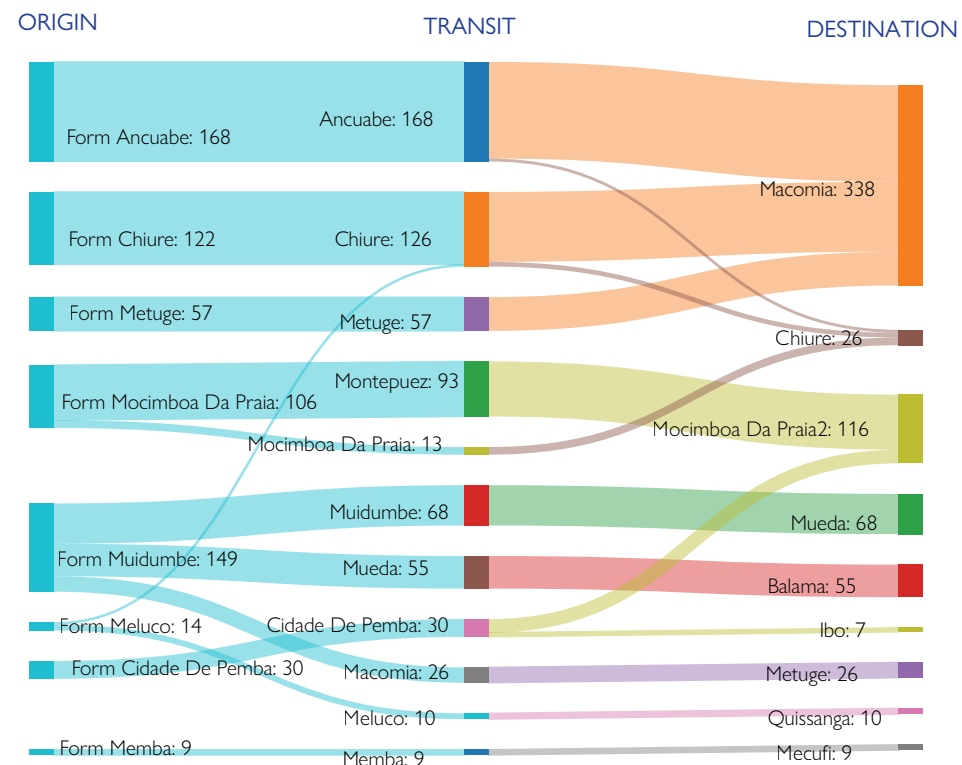
**MEANS OF DISPLACEMENT**



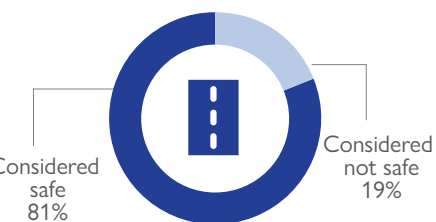
**TRIGGERS OF MOVEMENT**  
(for all arrival, return, departures, and transit movements)



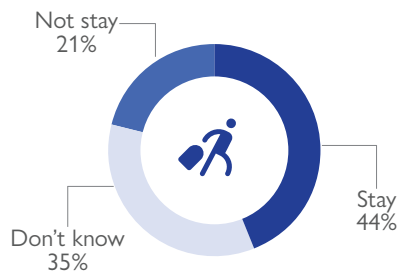
**DISPLACEMENT FLOWS BY DISTRICTS (ARRIVALS)**



**SAFETY OF ROADS**



**MOVEMENT INTENTIONS**



## VULNERABILITIES BY LOCALITY (ARRIVALS)

| District/Locality        | Total number of Individuals | Total number of Households | Number of unaccompanied / separated children | Number of pregnant women | Number of elderly (60 years +) | People With Disabilities |
|--------------------------|-----------------------------|----------------------------|--|--------------------------|--------------------------------|--------------------------|
| <b>Macomia</b>           | <b>338</b>                  | <b>58</b>                  | <b>0</b>                                     | <b>3</b>                 | <b>6</b>                       | <b>3</b>                 |
| Macomia                  | 338                         | 58                         | 0  | 3                        | 6                              | 3                        |
| <b>Mocimboa Da Praia</b> | <b>116</b>                  | <b>16</b>                  | <b>0</b>                                     | <b>6</b>                 | <b>9</b>                       | <b>1</b>                 |
| Mocimboa Da Praia        | 116                         | 16                         | 0  | 6                        | 9                              | 1                        |
| <b>Mueda</b>             | <b>68</b>                   | <b>9</b>                   | <b>0</b>                                     | <b>0</b>                 | <b>7</b>                       | <b>1</b>                 |
| Vila de Mueda            | 68                          | 9                          | 0  | 0                        | 7                              | 1                        |
| <b>Balama</b>            | <b>55</b>                   | <b>14</b>                  | <b>0</b>                                     | <b>3</b>                 | <b>2</b>                       | <b>0</b>                 |
| Ntete                    | 55                          | 14                         | 0  | 3                        | 2                              | 0                        |
| <b>Metuge</b>            | <b>26</b>                   | <b>6</b>                   | <b>0</b>                                     | <b>0</b>                 | <b>1</b>                       | <b>0</b>                 |
| Mieze                    | 26                          | 6                          | 0  | 0                        | 1                              | 0                        |
| <b>Chiure</b>            | <b>26</b>                   | <b>6</b>                   | <b>1</b>                                     | <b>0</b>                 | <b>0</b>                       | <b>0</b>                 |
| Vila de Chiúre           | 26                          | 6                          | 1  | 0                        | 0                              | 0                        |
| <b>Quissanga</b>         | <b>10</b>                   | <b>3</b>                   | <b>0</b>                                     | <b>0</b>                 | <b>0</b>                       | <b>0</b>                 |
| Maua                     | 10                          | 3                          | 0  | 0                        | 0                              | 0                        |
| <b>Mecufi</b>            | <b>9</b>                    | <b>1</b>                   | <b>0</b>                                     | <b>0</b>                 | <b>0</b>                       | <b>0</b>                 |
| Muitua                   | 9                           | 1                          | 0  | 0                        | 0                              | 0                        |
| <b>Ibo</b>               | <b>7</b>                    | <b>2</b>                   | <b>0</b>                                     | <b>0</b>                 | <b>0</b>                       | <b>0</b>                 |
| Matemo                   | 7                           | 2                          | 0  | 0                        | 0                              | 0                        |
| <b>Grand Total</b>       | <b>655</b>                  | <b>115</b>                 | <b>1</b>                                     | <b>12</b>                | <b>25</b>                      | <b>5</b>                 |