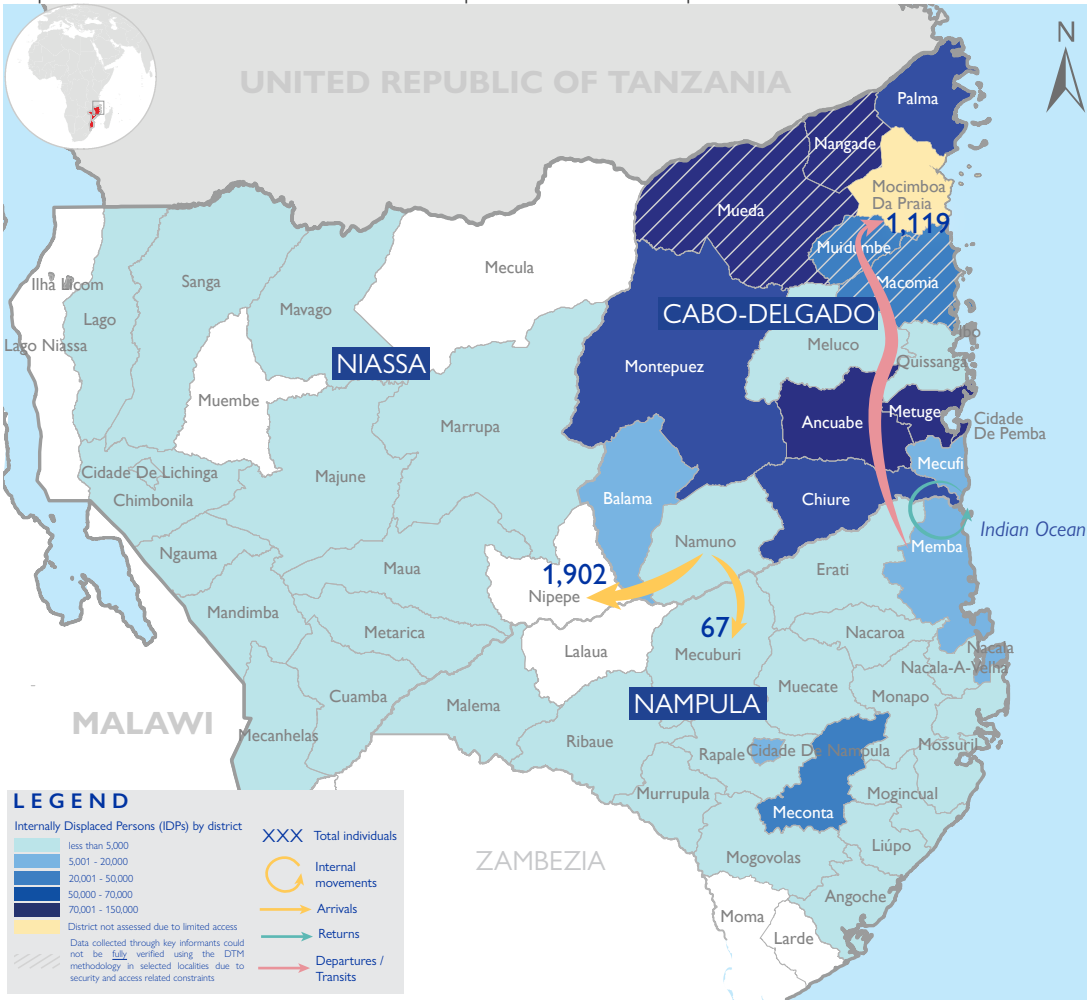


DTM Emergency Tracking Tool (ETT) is deployed to track and provide up-to-date information on sudden displacement and other population movements

ETT Report: No. 186 / 1 - 30 November 2022

During the reporting period (1 to 30 November 2022), a total of **41** movements were recorded - **22** arrivals (**1,448** individuals), **17** departures (**1,216** individuals), **2** returns (**73** individuals). The largest arrival movements were recorded in Nipepe (**1,092** individuals), Cidade de Nampula (**231** individuals) and Mecuburi (**67** individuals). The largest departure movements was recorded in Memba (**1,150** individuals). The largest return movement was observed from Memba to Mocimboa da Praia (**62** individuals). Of the total population, **97** per cent of mobile groups were displaced for the first time, **2** per cent for a second time and **1** per cent were displaced more than three times.



### KEY FIGURES

2,337

PEOPLE ON THE MOVE DURING THE REPORTING PERIOD

73

OF THE TOTAL IDPs RETURNED TO THEIR PLACE OF ORIGIN

64%

OF PEOPLE ON THE MOVE REPORTED ARE CHILDREN

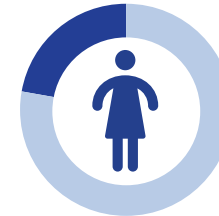
100%

OF THE REPORTED PEOPLE ON THE MOVE ARE LIVING WITH THE HOST COMMUNITY

21

PREGNANT WOMEN WERE REPORTED, REPRESENTING THE LARGEST VULNERABLE GROUP

### DEMOGRAPHICS



Women  
555  
20%



Men  
442  
16%



Children  
1,740  
64%

### MAIN REPORTED NEEDS



Food



Non Food Items



Shelter

### MAIN DISTRICTS OF ORIGIN (for arrivals)



Namuno



Chiure



Erati

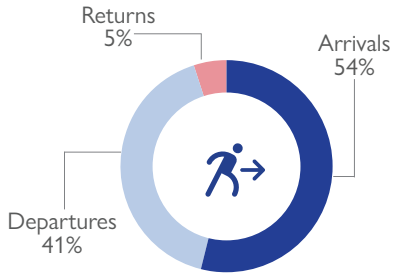
### DEFINITION OF TERMINOLOGIES

**PEOPLE ON THE MOVE:** Indicative individual movements triggered by conflict/attacks, fear of attacks, search of food/livelihoods, access to humanitarian assistance, natural disaster, intended returns, relocation or family reunification.

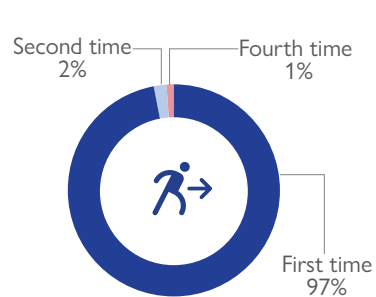
**TYPES OF MOVEMENT FLOWS:** To capture the dynamic characteristics of migration, the ETT categorizes 4 types of movement flows: arrivals, departures and transits and returns. Each category is dependent on the recorded triggers of movement, duration of movement as well as movement intentions.

- ARRIVALS:** Individuals arriving at the point of assessment with intentions to stay more than 1 month in current location
- TRANSITS:** Individuals arriving at the point of assessment, with an intention to spend less than one month at current location.
- DEPARTURES:** Individuals leaving the point of assessment to another location.
- RETURNS:** Individuals returning to their locality of origin from previous place of displacement. Please note, the returnee category, for the purpose of DTM data collection, is restricted to individuals who returned to the Location/Bairro of their habitual residence, or an adjacent area based on a free decision. Mozambique displaced persons having returned to districts of origin without having reached their locality of origin are still displaced and as such not counted in the returnee category.


**TYPE OF MOVEMENTS**



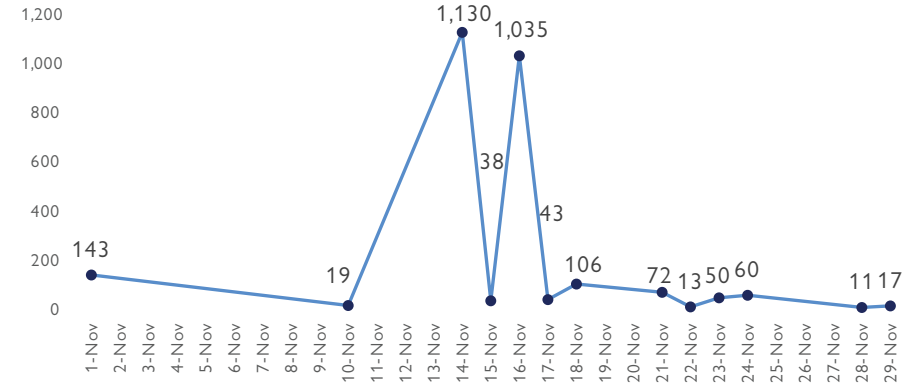
**NUMBER OF TIMES DISPLACED**



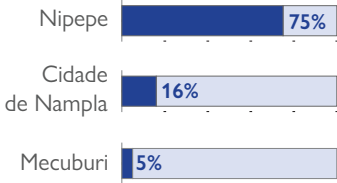
**WHERE ARE THEY LIVING**



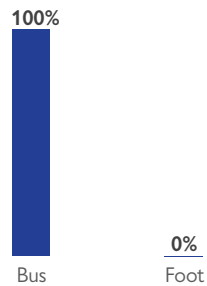
**NUMBER OF INDIVIDUALS (1st - 30th November 2022)**



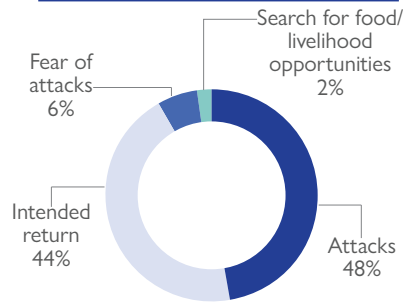
**MAIN ARRIVAL DISTRICTS**



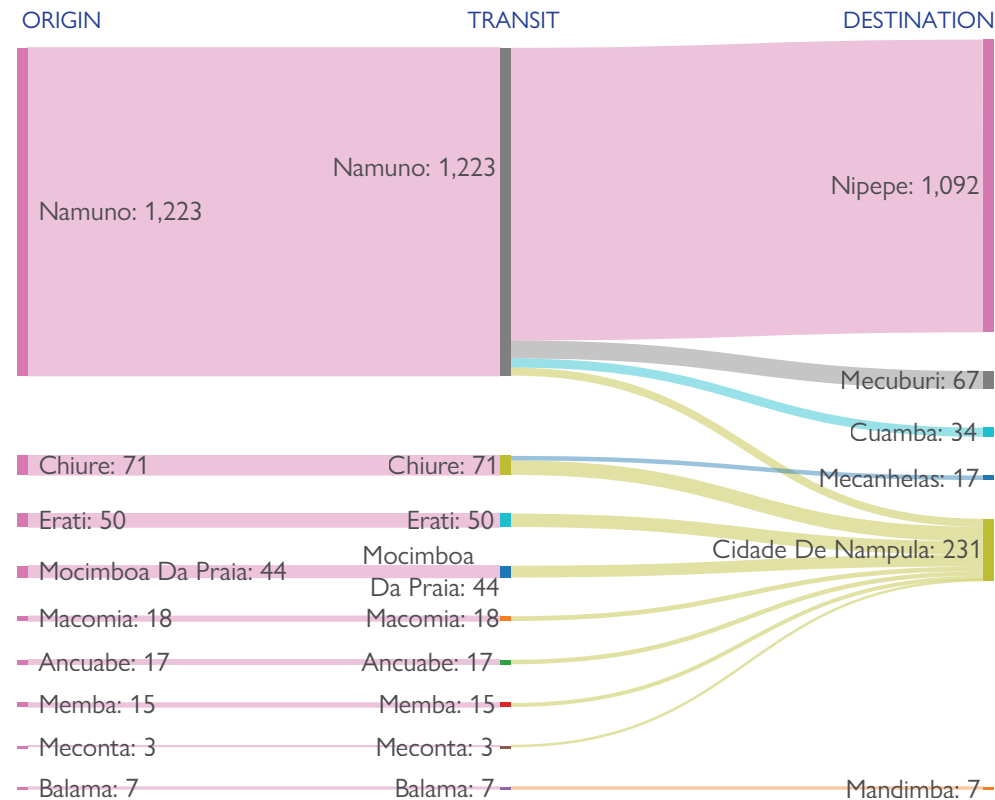
**MEANS OF DISPLACEMENT**



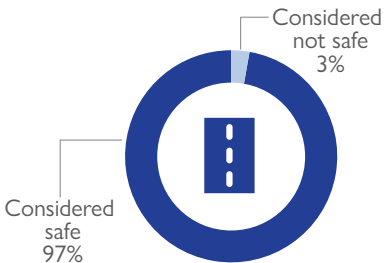
**TRIGGERS OF MOVEMENT**  
(for all arrival, return, departures, and transit movements)



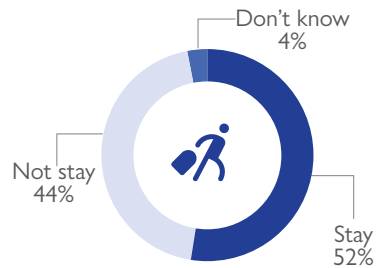
**DISPLACEMENT FLOWS BY DISTRICTS (ARRIVALS)**



**SAFETY OF ROADS**



**MOVEMENT INTENTIONS**



## VULNERABILITIES BY LOCALITY (ARRIVALS)

District/Locality	Total number of households	Total number of Individuals	Number of pregnant women	Number of elderly (60 years +)	Number of people with disabilities	Number of people with chronic diseases
Nipepe	284	1,092	2	-	2	-
Nipepe	284	1,092	2	-	2	-
Cidade De Nampula	42	231	1	12	1	-
Bairro Militar	9	65	-	3	1	-
Muahivire	3	18	-	2	-	-
Muatala	11	58	-	5	-	-
Namicopo	6	28	-	1	-	-
Napala	10	42	-	-	-	-
Natikir	3	20	1	1	-	-
Mecuburi	10	67	-	-	-	-
Mecuburi sede	10	67	-	-	-	-
Cuamba	8	34	-	-	-	-
Etarara	8	34	-	-	-	-
Mecanhelas	3	17	-	-	-	1
Mecanhelas-sede	3	17	-	-	-	1
Mandimba	2	7	1	-	-	-
Mandimba sede	2	7	1	-	-	-
<b>Grand Total</b>	<b>349</b>	<b>1,448</b>	<b>4</b>	<b>12</b>	<b>3</b>	<b>1</b>