











**IOM, through the** Displacement Tracking Matrix (DTM) Flow Monitoring tool, collects data at key entry, exit and transit points to better understand population movements across **West and Central Africa**. The monitoring of population flows makes quantitative and qualitative understanding of mobility flows possible. It also increases understanding of migrant profiles, migratory experiences and routes. Since **2016**, several population flow monitoring points (FMP) have been gradually positioned in ten localities across **Mali** to monitor migratory flows in the country. Particular, is placed on monitoring seasonal migrants (agricultural and traditional gold panning) at the level of the FMPs concerned by this category of migration.

In August 2022, **42,776** flows were observed at the cross-border Flow Monitoring Points (21,234 incoming flows entering Mali through the FMPs and 21,542 outgoing flows leaving Mali).

	<b>50%</b>	Inflows into Mali
	<b>50%</b>	Outflows from Mali
	<b>1 380</b>	Individuals observed on average / day
	<b>8%</b>	decreased compared to september 2022
	<b>1 457</b>	Vulnerable people identified
	<b>7</b>	FMP active in Mali
	<b>14%</b>	Decrease in incoming flows compared to September 2022
	<b>16%</b>	Lower flow from Burkina Faso, compared to September 2022

### TRAVELLER PROFILES

	 <b>Adults</b>	 <b>Minors</b>
<b>Women</b>	10%	1%
<b>Men</b>	85%	4%

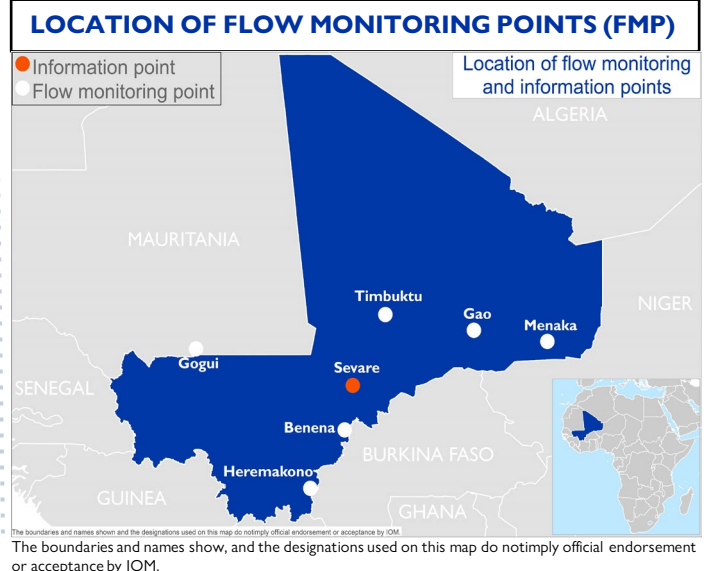
### MAIN MIGRATION TRENDS

Migration flows decreased by 8 per cent between September and October 2022, or a daily average of 1,380 migrants. However, the proportion of inflows and outflows of migrants recorded at Flow Monitoring Points was equal (50% each) during the month of October. This exceptional trend, particularly observed on the inward flow, is mainly caused by the decrease in the individual movements from Burkina Faso (a decrease of 16%), composed mainly of nationals of Burkina Faso, Nigeria, Togo, Benin and Ghana. However, the political situation observed in Burkina Faso at the end of September could be the cause of the slowdown in the mobility of migrants from Burkina Faso and other nationalities departing to Burkina Faso. The Heremakono and Benena flow monitoring points, strategic points for recording flows to and from Burkina Faso, mainly witnessed the month's decline. In contrast, migrant returns to Burkina Faso continued to increase, up 8 per cent from the previous month. The FMP of Gogui and Gao (Place Kidal) recorded declines of 3 per cent and 17 per cent, respectively, compared to the previous month. No inflows were observed at the Gao flow monitoring point (Place Kidal) during the month. In contrast, the FMP of Menaka and Tombouctou recorded increases of 3 per cent and 16 per cent, respectively compared to the previous month.

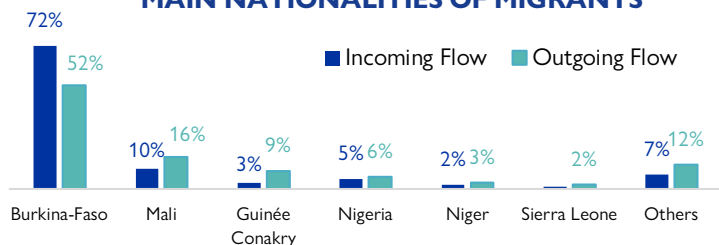
Origin of flows			Destination of flows		
Country	%	Variation /september (pp)	Country	%	Variation /september (pp)
Mali	50	5	Mali	50	-5
Burkina Faso	43	-6	Burkina Faso	35	4
Mauritanie	4	1	Algérie	10	2
Algérie	2	-	Mauritanie	5	-1
Others	1	-			

### TRAVELLER PROFILES

In the flows observed during this month, adult men account for 85 per cent, adult women 10 per cent and minors 5 per cent (4 per cent boys and 1 per cent girls). However, the percentage of minors decreased by one percentage point compared to the previous month. This decline was particularly observed at the Heremakono, Menaka and Gogui flow monitoring points.



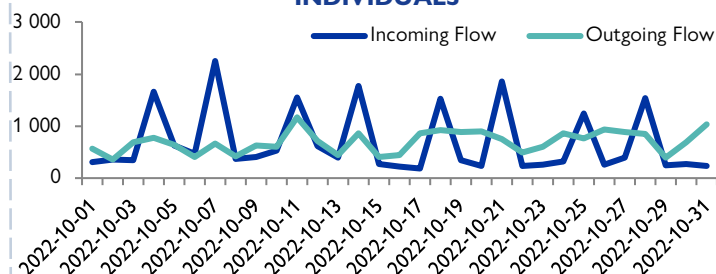
**MAIN NATIONALITIES OF MIGRANTS**



In October 2022, the migrants observed at the flow monitoring points were mainly nationals of Burkina Faso (62%), Mali (13%), Guinea Conakry (6%) and Nigeria (5%).

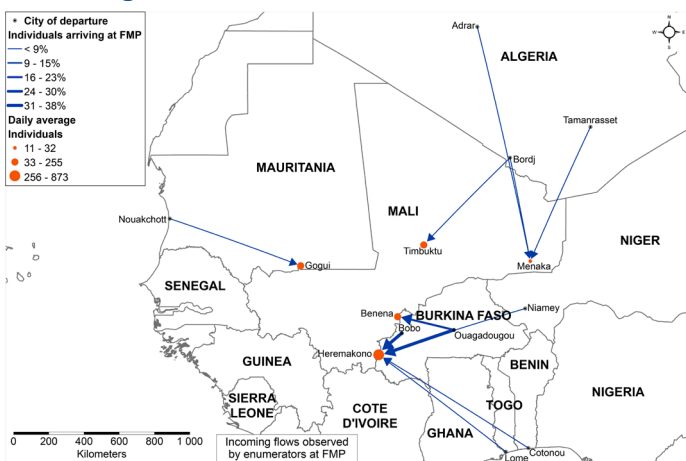
Compared to the previous month, the number of Burkinabe decreased by 11 per cent during the month, due to the reduction in migrant flows from Burkina Faso. However, the number of Malians, Guineans and Nigerians increased significantly during the month. These increases reflect the new departures or returns of these different nationalities for long-term migration in Mauritania and the Maghreb countries.

**MONTHLY EVOLUTION OF OBSERVED FLOWS OF INDIVIDUALS**

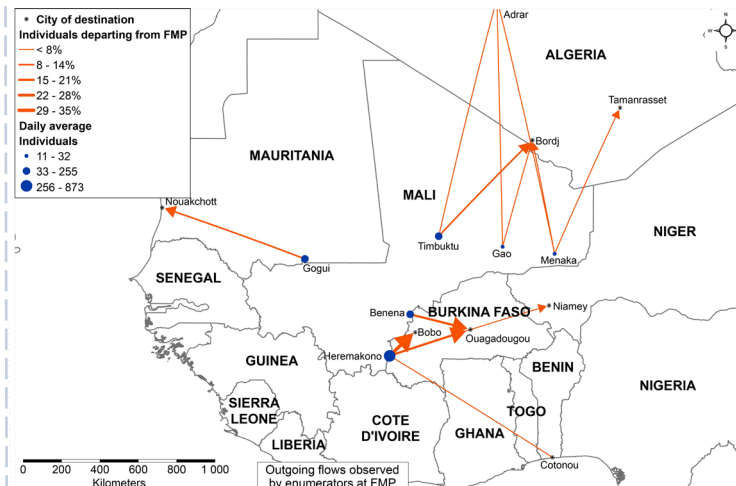


The migration flows have varied weekly (i.e., 1,300 to 1,432 migrants per week). This weekly average was higher during the week of 17 to 23 (i.e., a weekly average of 1,432 migrants). Inflows varied between 600 and 800 migrants on average per week. As for outflows, the weekly average varied between 550 and 800 migrants. The variation in the daily average continued to be observed, which shows that the specific travel programs of the companies did not change during the month.

**Incoming flows recorded at FMP**

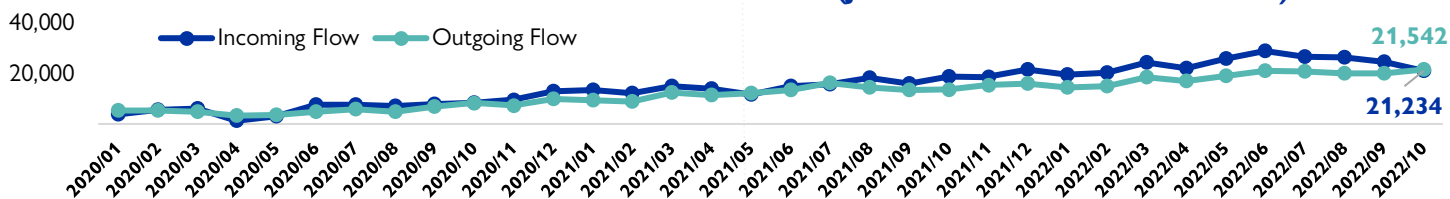


**Outgoing flows recorded at FMP**



Source: ESRI. This map is for illustrative purposes only. The representations and use of boundaries and geographical names on this map may include errors and do not imply any judgment on the legal status of any territory or official endorsement or acceptance of such boundaries by IOM.

**MONTHLY EVOLUTION OF MIGRATION FLOWS (JANUARY 2020 – OCTOBER 2022)**



The relaxation in mid-2020 of the mobility restrictions adopted as part of the fight against COVID-19 had led to an almost total halt in migratory flows in Mali. From May 2020, these flows undergo an evolution until September 2022 with periodic variations. However, during the year 2022, in addition to the decrease in flows observed between March and April, monthly decreases have been recorded since July. The decrease in inflows during the month of October is a new situation observed over the last two years, which could be related to the political situation at the end of September 2022 in Burkina Faso. Despite the decline in inflows, outflows remain stable, mainly composed of long-term migration to Maghreb countries and seasonal returns of migrants.