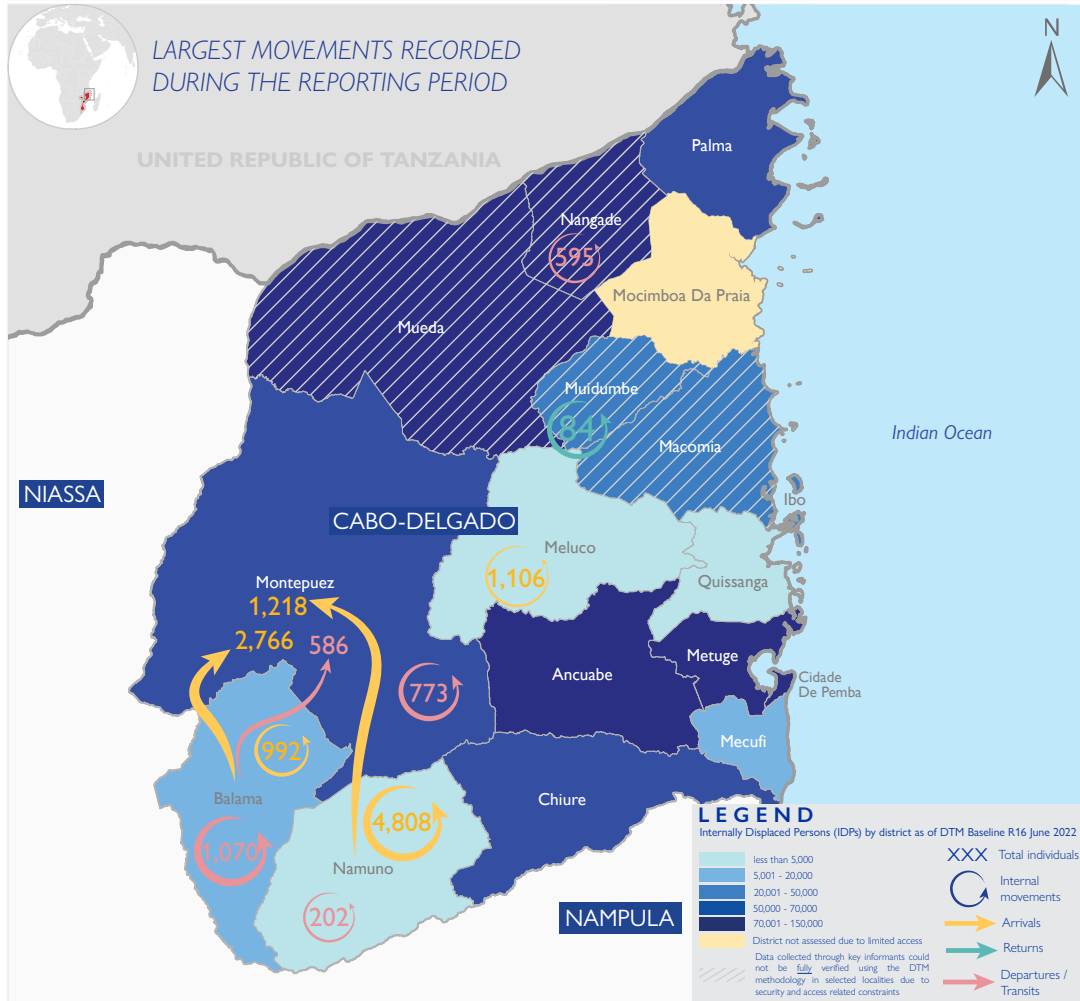


DTM Emergency Tracking Tool (ETT) is deployed to track and provide up-to-date information on sudden displacement and other population movements

ETT Report: No. 183 / 09 - 15 November 2022

During the reporting period (09 to 15 November 2022), a total of 82 movements were recorded - 52 arrivals (10,667 individuals), 14 departures (1,908 individuals), 6 transits (1,460 individuals) and 10 returns (181 individuals). The largest arrival movements were recorded in Namuno (4,808 individuals), Montepuez (4,035 individuals), Balama (1,048 individuals) and Mueda (287 individuals). The largest departure movements were recorded in Balama (1,076 individuals), Nangade (1,076 individuals), and Namuno (202 individuals). The largest return movement was observed within Muidumbe (84 individuals). The largest transit movements were observed within Montepuez (773 individuals) and from Balama to Montepuez (586 individuals). Of the total population, 79 per cent of mobile groups were displaced for the first time, 14 per cent for a second time and 7 per cent were displaced at least three times.



KEY FIGURES

14,216

PEOPLE ON THE MOVE DURING THE REPORTING PERIOD

181

OF THE TOTAL IDPs RETURNED TO THEIR PLACE OF ORIGIN

51%

OF PEOPLE ON THE MOVE REPORTED ARE CHILDREN


92%

OF THE REPORTED PEOPLE ON THE MOVE ARE LIVING WITH THE HOST COMMUNITY

399

ELDERLY WERE REPORTED, REPRESENTING THE LARGEST VULNERABLE GROUP

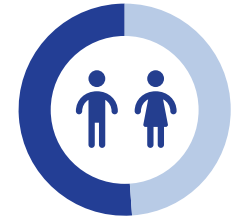
DEMOGRAPHICS



Women
3,986
28%



Men
2,931
21%



Children
7,299
51%

MAIN REPORTED NEEDS



MAIN DISTRICTS OF ORIGIN (for arrivals)



DEFINITION OF TERMINOLOGIES

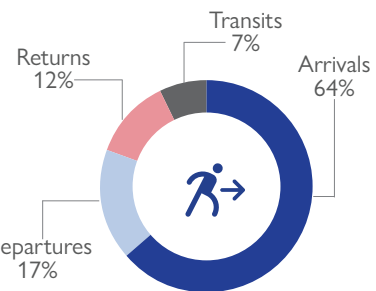
PEOPLE ON THE MOVE: Indicative individual movements triggered by conflict/attacks, fear of attacks, search of food/livelihoods, access to humanitarian assistance, natural disaster, intended returns, relocation or family reunification.

TYPES OF MOVEMENT FLOWS: To capture the dynamic characteristics of migration, the ETT categorizes 4 types of movement flows: arrivals, departures and transits and returns. Each category is dependent on the recorded triggers of movement, duration of movement as well as movement intentions.

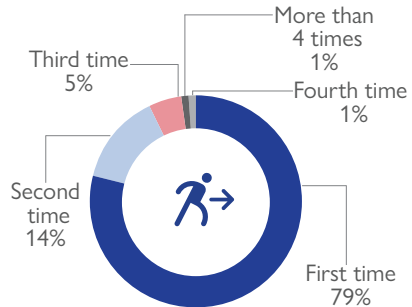
- **ARRIVALS:** Individuals arriving at the point of assessment with intentions to stay more than 1 month in current location
- **TRANSITS:** Individuals arriving at the point of assessment, with an intention to spend less than one month at current location.
- **DEPARTURES:** Individuals leaving the point of assessment to another location.
- **RETURNS:** Individuals returning to their locality of origin from previous place of displacement. Please note, the returnee category, for the purpose of DTM data collection, is restricted to individuals who returned to the Location/Bairro of their habitual residence, or an adjacent area based on a free decision. Mozambique displaced persons having returned to districts of origin without having reached their locality of origin are still displaced and as such not counted in the returnee category.

When quoting, paraphrasing, or in any other way using the information mentioned in this report, the source needs to be stated appropriately as follows: : "The International Organization for Migration, Displacement Tracking Matrix, November 2022"

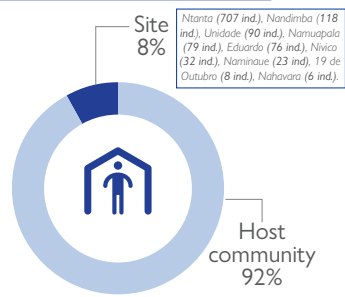
TYPE OF MOVEMENTS



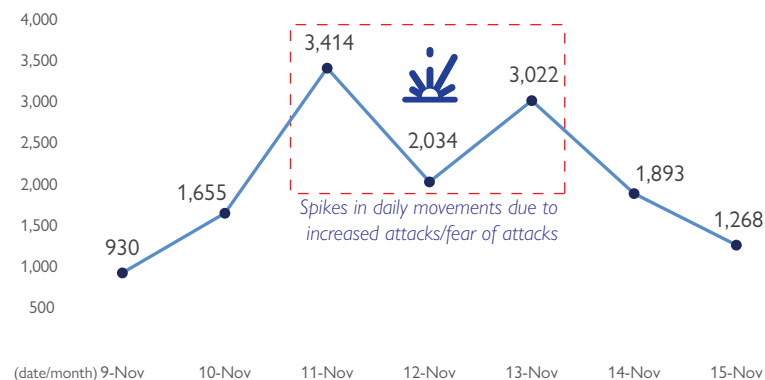
NUMBER OF TIMES DISPLACED



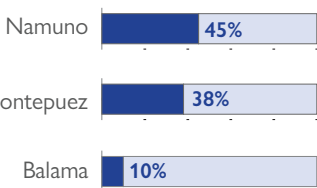
WHERE ARE THEY LIVING



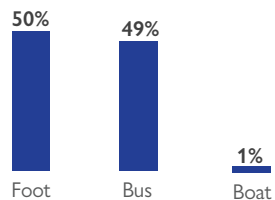
NUMBER OF INDIVIDUALS (09th - 15th November 2022)



MAIN ARRIVAL DISTRICTS

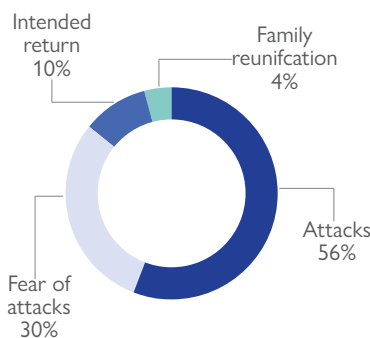


MEANS OF DISPLACEMENT

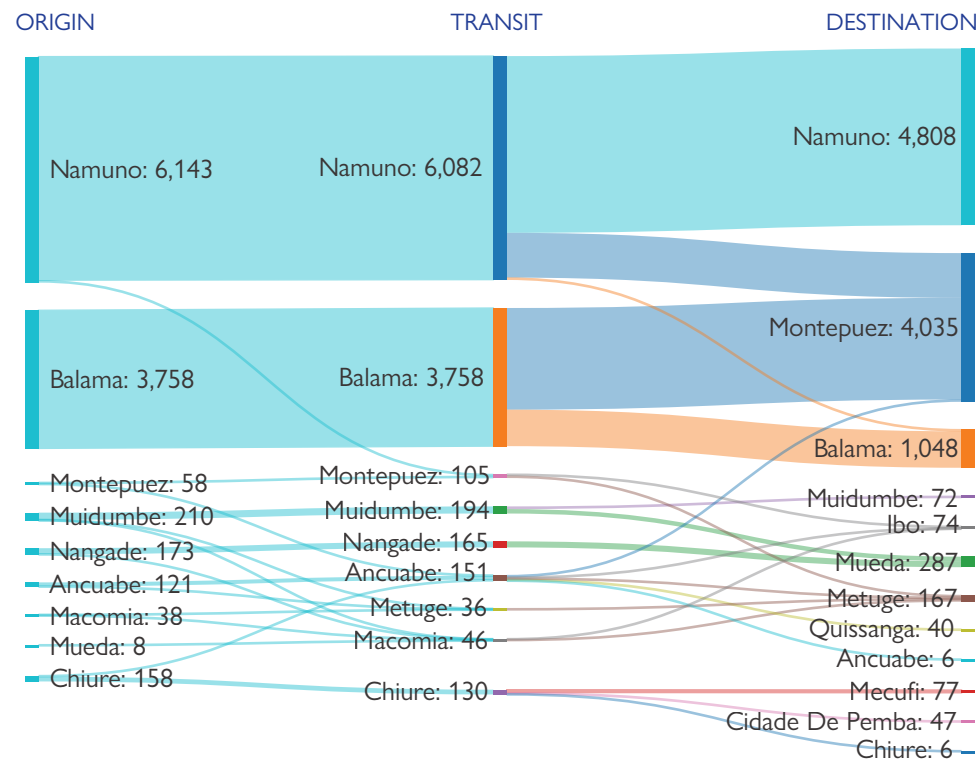


TRIGGERS OF MOVEMENT

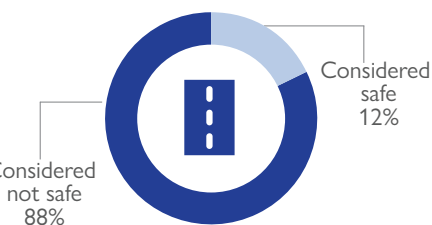
(for all arrival, return, departures, and transit movements)



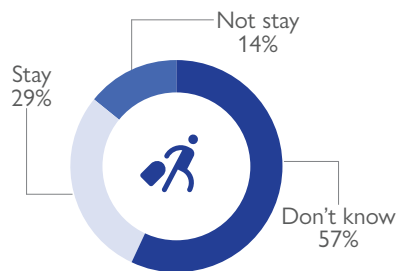
DISPLACEMENT FLOWS BY DISTRICTS (ARRIVALS)



SAFETY OF ROADS



MOVEMENT INTENTIONS



VULNERABILITIES BY LOCALITY (ARRIVALS)

District/Locality	Number of households	Number of individuals	Number of unaccompanied / separated children	Number of pregnant women	Number of elderly (60 years +)	Number of people with disabilities
Namuno	857	4,808	18	169	198	41
Milipone	857	4,808	18	169	198	41
Montepuez	966	4,035	2	35	37	12
Cidade de Montepuez	942	3,945	-	30	32	12
Unidade	24	90	2	5	5	-
Balama	199	1,048	54	47	26	9
Ntete	199	1,048	54	47	26	9
Mueda	69	287	-	4	24	1
Centro de Eduardo	15	47	-	-	6	-
Centro de Nandimba	36	118	-	2	9	1
Vila de Mueda	18	122	-	2	9	-
Metuge	45	167	-	5	4	-
Mieze	22	88	-	2	4	-
Namuapala	23	79	-	3	-	-
Mecufi	23	77	-	1	2	2
Maueia	23	77	-	1	2	2
Ibo	22	74	-	1	1	-
Matemo	2	4	-	-	-	-
Quirimba	11	44	-	1	-	-
Vila do Ibo	9	26	-	-	1	-
Muidumbe	11	72	-	2	3	1
Miteda	9	60	-	2	3	1
Muatide	2	12	-	-	-	-
Cidade De Pemba	10	47	-	-	-	-
Metula	10	47	-	-	-	-
Quissanga	11	40	-	-	-	-
19 de Outubro	2	8	-	-	-	-
Nivico	9	32	-	-	-	-
Chiure	1	6	-	-	-	-
Vila de Chiúre	1	6	-	-	-	-
Ancuabe	3	6	-	-	-	-
Ancuabe sede	3	6	-	-	-	-
Grand Total	2,217	10,667	74	264	295	66