

KEY FINDINGS

Round 43 (July - August 2022)



679,974

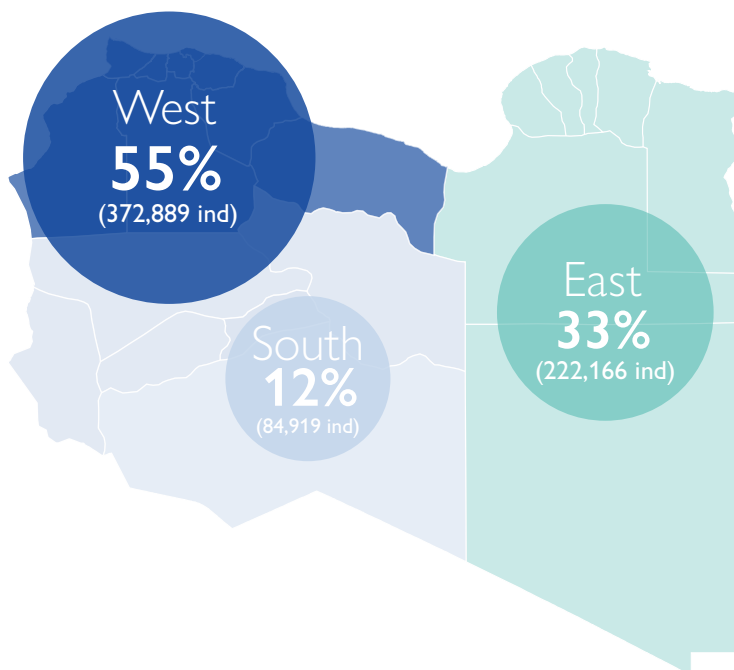
migrants in Libya

DISTRIBUTION OF MIGRANTS PER GEOGRAPHICAL AREAS



USD 919

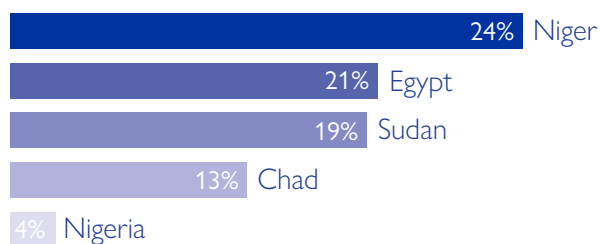
migration journey cost
(average per person)



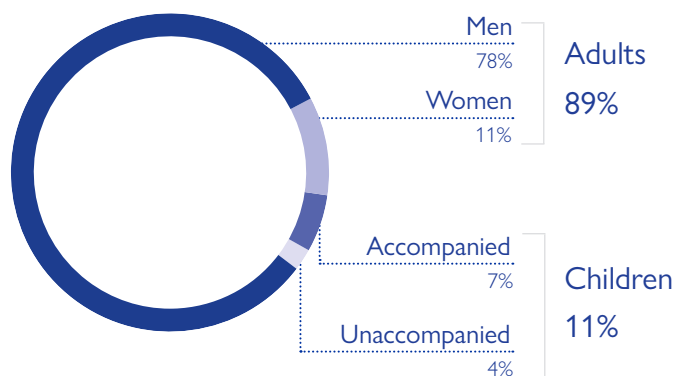
47%

of migrants reported that the remittances they send home are the primary source of income for their household

TOP 5 NATIONALITIES



DEMOGRAPHICS



Migrants were present in:

639 COMMUNITIES (MUHALLAS)
(out of 667)

100 MUNICIPALITIES (BALADIYAS)
(out of 100)

IOM Libya conducted:

1,993 INTERVIEWS WITH KEY INFORMANTS
(Mobility Tracking)

4,790 INTERVIEWS WITH MIGRANTS
(Flow Monitoring Surveys)



Project funded by
the European Union