



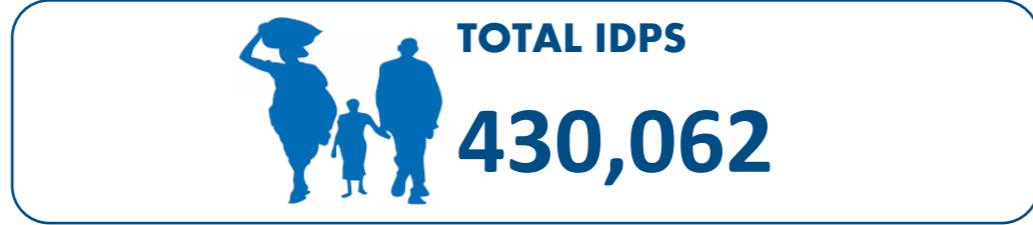
DTM OVERVIEW

The Displacement Tracking Matrix (DTM) is an integrated suite of tools used to track and monitor the movement of displaced populations as well as the conditions in which they are living. IOM Somalia's DTM commenced in April 2016, in total of 7 districts and 180 villages where IDPs had been identified.

By collecting, analysing, mapping and disseminating this vital preliminary data and information in Somalia, it will enable timely identification of vulnerable populations and their needs, thus strengthening the coordinated efforts of all humanitarian actors; as well as to support the Government of Somalia in establishing a comprehensive system to collect and disseminate data on IDPs by strengthening the capacity of Somali Disaster Management Agency of the Federal Government of Somalia.

Between the April to May 2016, an estimated 430,062 IDPs were identified through IOM's DTM programme.

DTM programme in Somalia is funded by Government of Japan and European Union (EU).



| District | Settlements Assessed | Settlement with IDPs | No of IDP Collective Sites |
|--------------|----------------------|----------------------|----------------------------|
| Afmadow | 14 | 8 | 14 |
| Balcad | 20 | 20 | 18 |
| Belet Weyne | 15 | 15 | 43 |
| Borama | 5 | 3 | 1 |
| Doolow | 44 | 37 | 4 |
| Jowhar | 80 | 78 | 22 |
| Kismaayo | 2 | 2 | 79 |
| Total | 180 | 163 | 181 |

Kismayo district holds the largest number of IDP sites (79) while Borama district holds the least number of sites (1).



Many IDPs stay in collective settlements settings (camps) representing 64% of IDP individuals; with the biggest being Belet Weyne at with 81,882 IDP individuals and the least Borama 3,900 IDP individuals



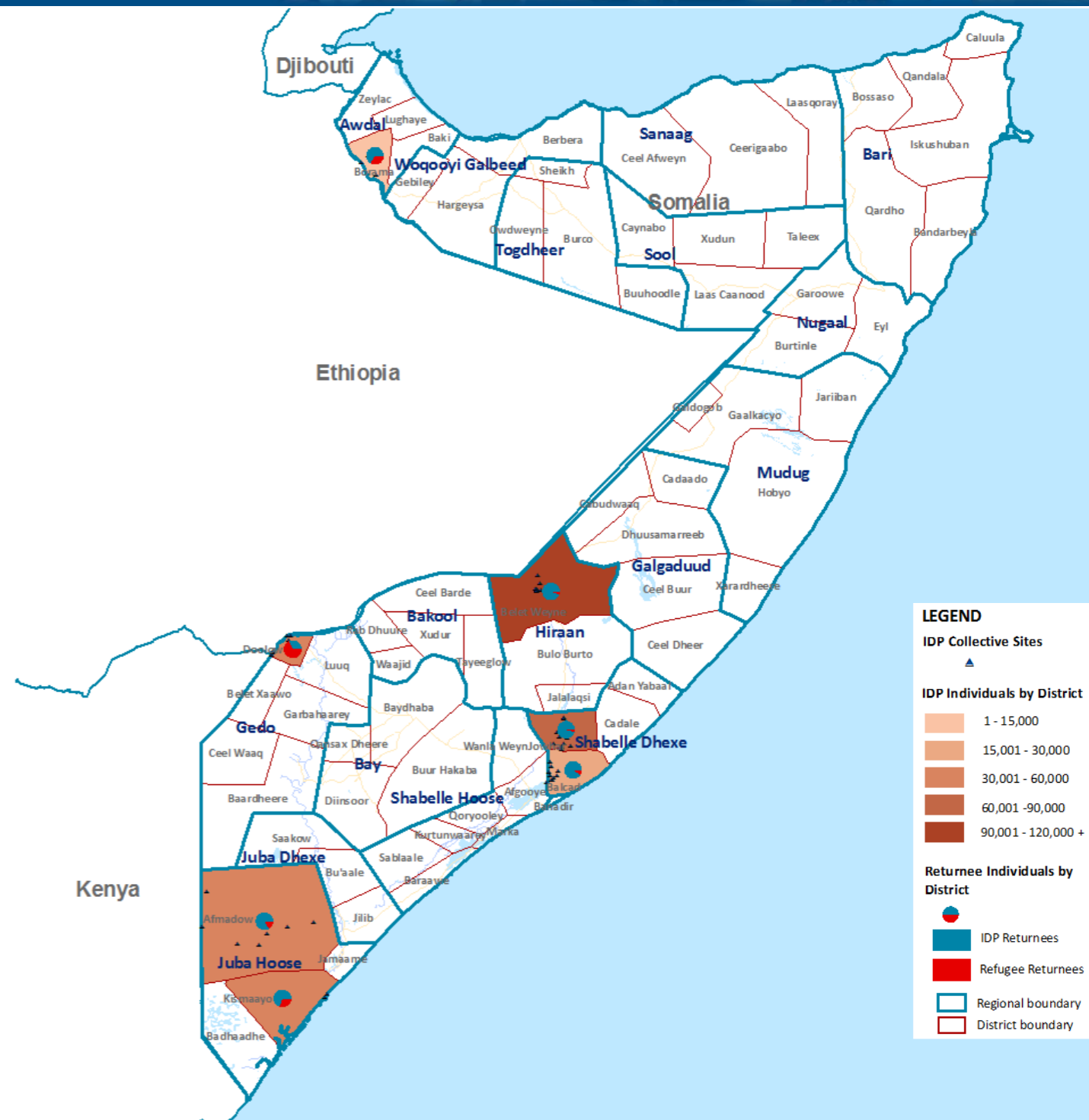
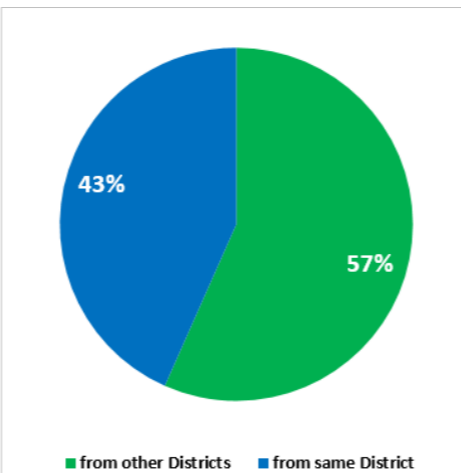
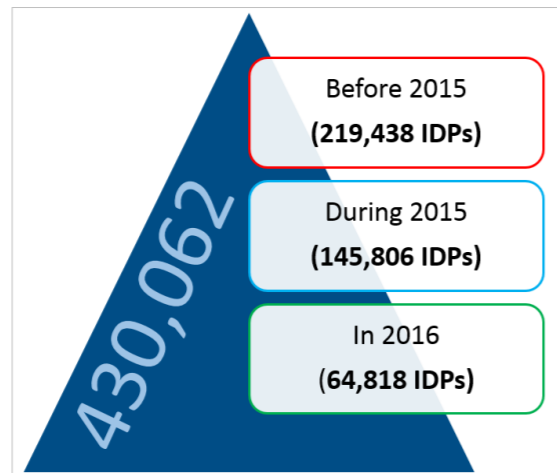
IDP arrivals in 2016 (Jan - Mar) reached 64,818 in the first three months which shows possible increased displacement trend as compare to those during 2015 and before 2015.

Over half of the IDPs (57%) originated from other districts than current residence area, while 43% moved within the same districts.

Statistics

| District | Total IDPs | IDP in Collective Sites | IDPs within Host Communities |
|--------------|----------------|-------------------------|------------------------------|
| Afmadow | 54,984 | 38,184 | 16,800 |
| Balcad | 27,282 | 16,380 | 10,902 |
| Belet Weyne | 132,204 | 81,882 | 50,322 |
| Borama | 14,130 | 3,900 | 10,230 |
| Doolow | 56,436 | 38,406 | 18,030 |
| Jowhar | 87,786 | 41,748 | 46,038 |
| Kismaayo | 57,240 | 54,978 | 2,262 |
| Total | 430,062 | 275,478 | 154,584 |

From the total IDPs recorded in DTM, The highest number of IDPs was found in Belet Weyne (132,204) and the least number were found in Borama district (14,130).



WITH THANKS TO DTM DONORS:



For comments, questions or more information, please contact:
KHAYRE Omar | E-mail: okhayre@iom.int | Telephone: +254-721521300
 The raw dataset can be accessed at: <http://dtmglobal.inf/somalia>