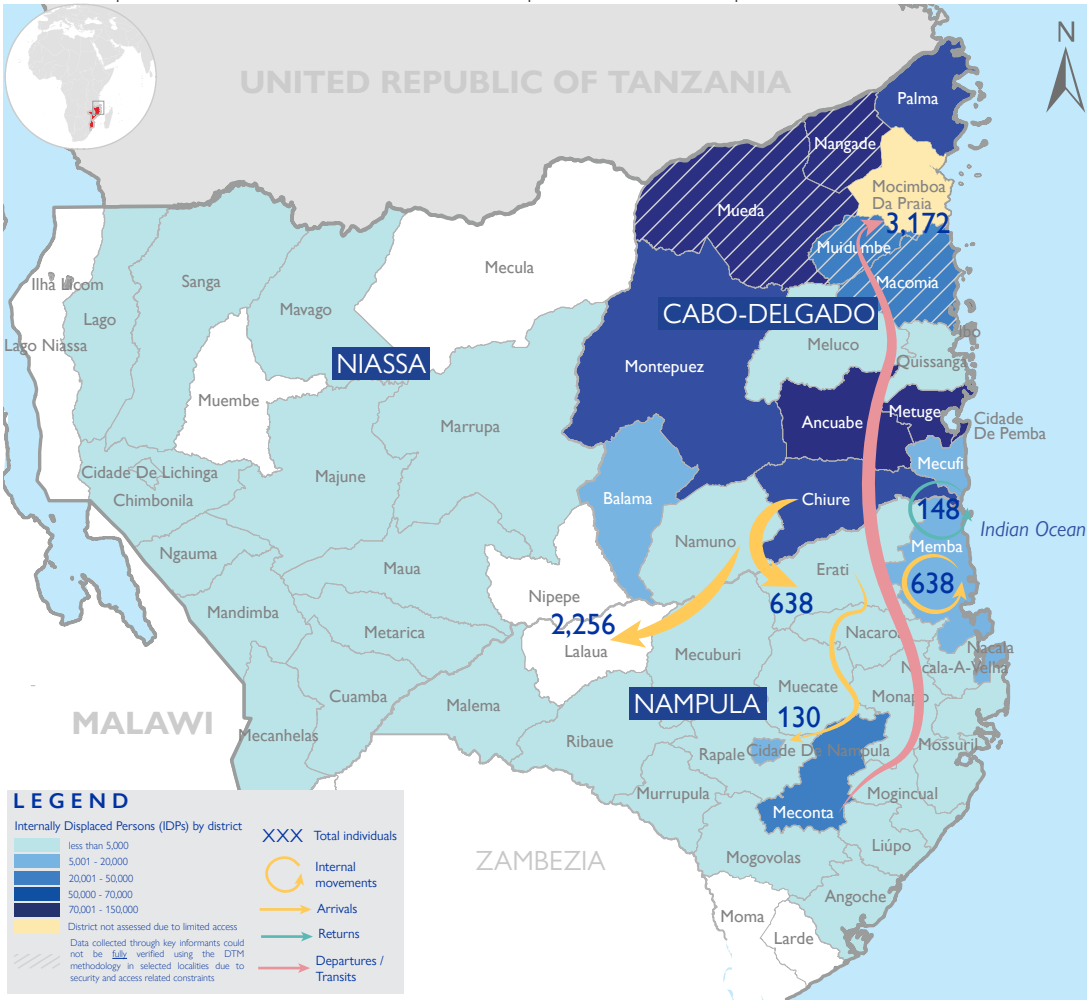


DTM Emergency Tracking Tool (ETT) is deployed to track and provide up-to-date information on sudden displacement and other population movements

ETT Report: No. 180 / 1 - 31 October 2022

During the reporting period (1 to 31 October 2022), a total of 92 movements were recorded - 36 arrivals (3,426 individuals), 50 departures (4,124 individuals), 6 returns (166 individuals). The largest arrival movements were recorded in Lalaua (2,259 individuals), Erati (786 individuals) and Cidade de Nampula (254 individuals). The largest departure movements were recorded in Meconta (3,310 individuals), Memba (580 individuals), and Cidade de Nampula (172 individuals). The largest return movement was observed within Memba (148 individuals). Of the total population, 41 per cent of mobile groups were displaced for the first time, 16 per cent for a second time and 43 per cent were displaced at least three times.



KEY FIGURES

7,716

PEOPLE ON THE MOVE DURING THE REPORTING PERIOD

166

OF THE TOTAL IDPs RETURNED TO THEIR PLACE OF ORIGIN

62%

OF PEOPLE ON THE MOVE REPORTED ARE CHILDREN

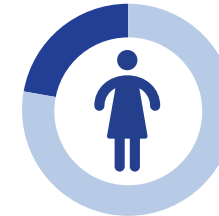
100%

OF THE REPORTED PEOPLE ON THE MOVE ARE LIVING WITH THE HOST COMMUNITY

87

PREGNANT WOMEN WERE REPORTED, REPRESENTING THE LARGEST VULNERABLE GROUP

DEMOGRAPHICS



Women
1,704
22%



Men
1,265
16%



Children
4,747
62%

MAIN REPORTED NEEDS



Food
98%



Shelter
49%



NFI
Non Food Items
91%

MAIN DISTRICTS OF ORIGIN (for arrivals)

Namuno 66%

Chiure 19%

Erati 5%

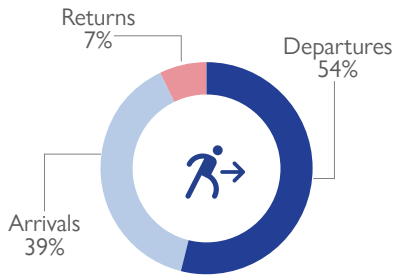
DEFINITION OF TERMINOLOGIES

PEOPLE ON THE MOVE: Indicative individual movements triggered by conflict/attacks, fear of attacks, search of food/livelihoods, access to humanitarian assistance, natural disaster, intended returns, relocation or family reunification.

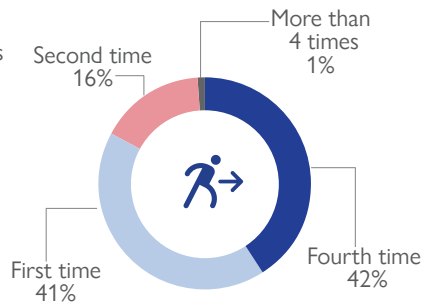
TYPES OF MOVEMENT FLOWS: To capture the dynamic characteristics of migration, the ETT categorizes 4 types of movement flows: arrivals, departures and transits and returns. Each category is dependent on the recorded triggers of movement, duration of movement as well as movement intentions.

- **ARRIVALS:** Individuals arriving at the point of assessment having spent at least 1 month at their previous location.
- **TRANSITS:** Individuals arriving at the point of assessment, with an intention to spend less than one month at current location.
- **DEPARTURES:** Individuals leaving the point of assessment to another location.
- **RETURNS:** Individuals returning to their locality of origin from previous place of displacement. Please note, the returnee category, for the purpose of DTM data collection, is restricted to individuals who returned to the Location/Bairro of their habitual residence, or an adjacent area based on a free decision. Mozambique displaced persons having returned to districts of origin without having reached their locality of origin are still displaced and as such not counted in the returnee category.

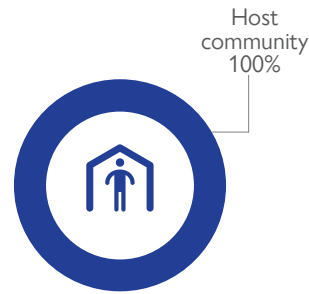
TYPE OF MOVEMENTS



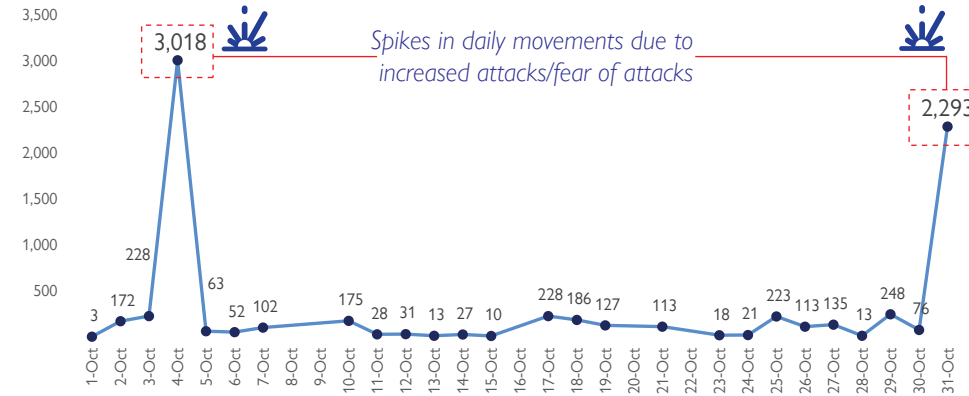
NUMBER OF TIMES DISPLACED



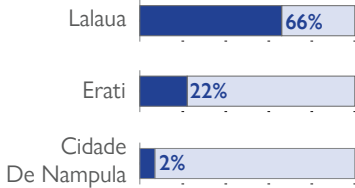
WHERE ARE THEY LIVING



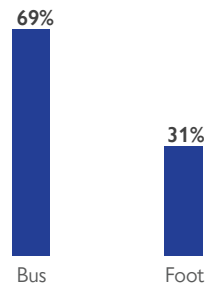
NUMBER OF INDIVIDUALS (1st - 31st October 2022)



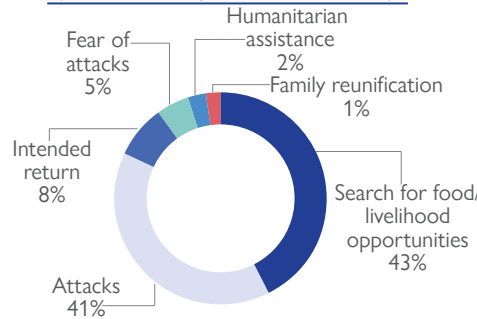
MAIN ARRIVAL DISTRICTS



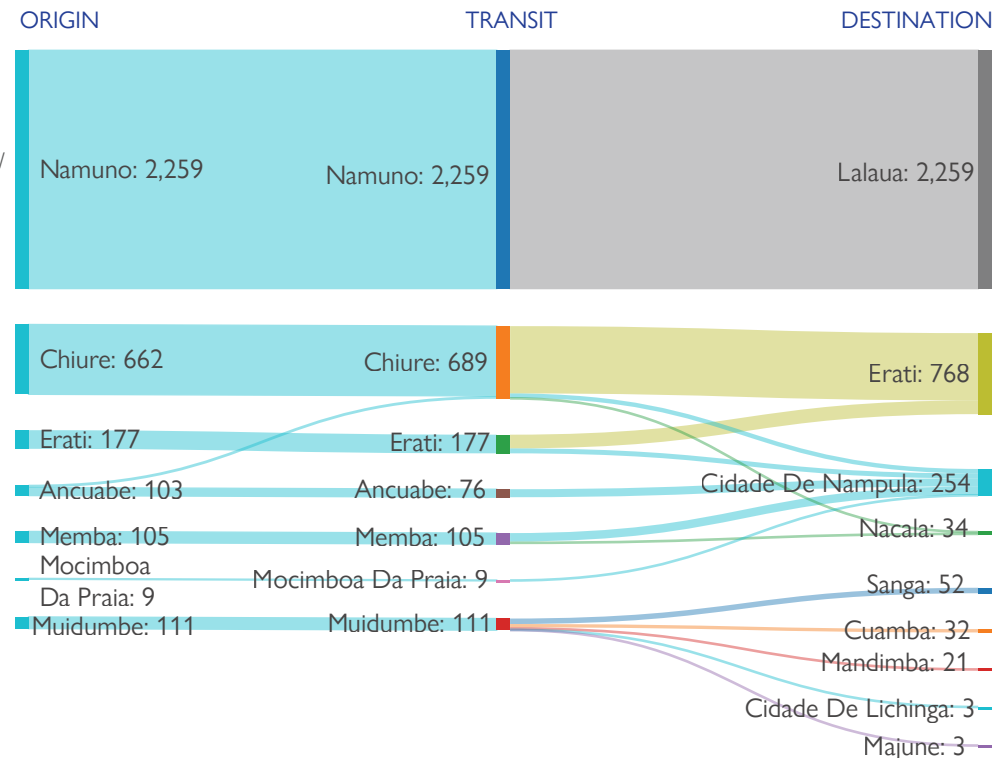
MEANS OF DISPLACEMENT



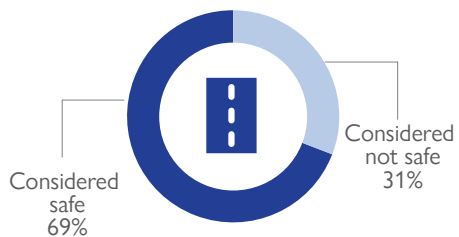
TRIGGERS OF MOVEMENT (for all arrival, return, departures, and transit movements)



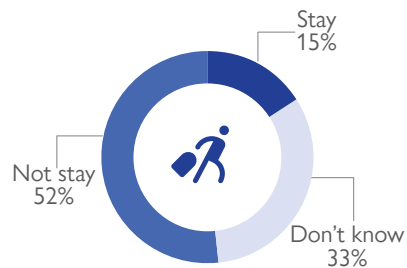
DISPLACEMENT FLOWS BY DISTRICTS (ARRIVALS)



SAFETY OF ROADS



MOVEMENT INTENTIONS



VULNERABILITIES BY LOCALITY (ARRIVALS)

District/Locality	Total number of households	Total number of individuals	Number of pregnant women	Number of edery (60 years +)	Number of people with disability
Lalua	506	2,259	-	3	-
Lurio sede	506	2,259	-	3	-
Erati	185	768	69	17	7
Namapa sede	185	768	69	17	7
Cidade De Nampula	36	254	4	9	1
Bairro Militar	11	87	3	7	1
Muatala	8	65	-	-	-
Mutava Rex	1	9	1	-	-
Namicopo	8	40	-	1	-
Napipine	2	10	-	1	-
Natikir	6	43	-	-	-
Sanga	9	52	-	-	-
Unango sede	9	52	-	-	-
Nacala	4	34	-	-	-
Mutiva	1	9	-	-	-
Nacala	3	25	-	-	-
Cuamba	7	32	-	-	-
Cuamba sede	7	32	-	-	-
Mandimba	8	21	-	-	-
Mandimba Sede	8	21	-	-	-
Majune	1	3	-	-	-
Majune sede	1	3	-	-	-
Cidade De Lichinga	1	3	-	-	-
Malica	1	3	-	-	-
Grand Total	757	3,426	73	29	8