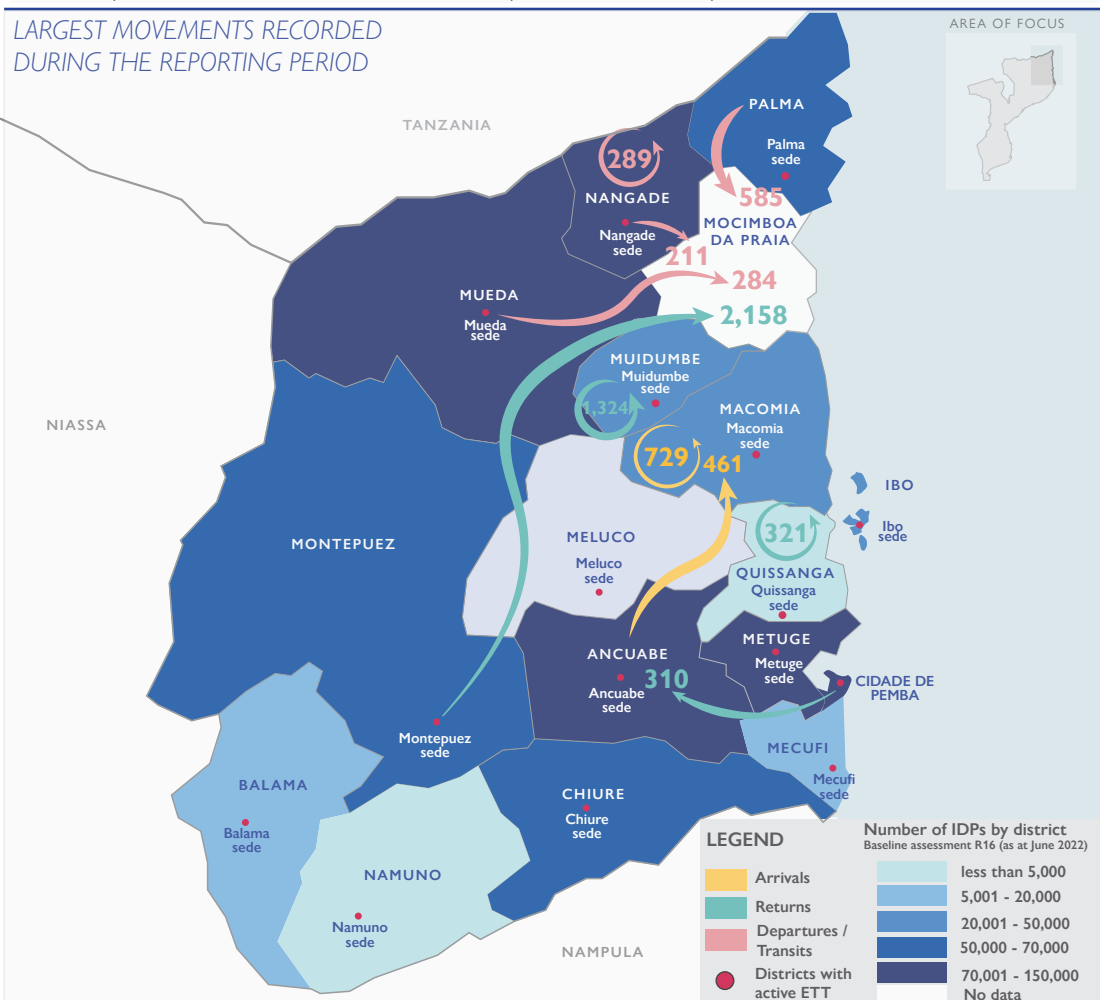


During the reporting period (05 to 11 October 2022), a total of 117 movements were recorded - 50 arrivals (2,055 individuals), 33 departures (1,433 individuals), and 34 returns (4,472 individuals). The largest arrival movements were recorded in Macomia (1,524 individuals), and Muidumbe (349 individuals). The largest departure movements were recorded in Palma (585 individuals), Nangade (326 individuals) and Mueda (290 individuals). The largest return movements were observed from Montepuez (2,158 individuals) to Mocimboa da Praia, within Muidumbe (1,324 individuals) from Cidade de Pemba (310 individuals) to Ancuabe and within Quissanga (321 individuals). Of the total population, 16 per cent of mobile groups were displaced for the first time, 47 per cent for a second time and 37 per cent were displaced at least three times.

LARGEST MOVEMENTS RECORDED DURING THE REPORTING PERIOD



KEY FIGURES

7,960

PEOPLE ON THE MOVE DURING THE REPORTING PERIOD

4,472

OF THE TOTAL IDPs RETURNED TO THEIR PLACE OF ORIGIN

47%

OF PEOPLE ON THE MOVE REPORTED ARE CHILDREN

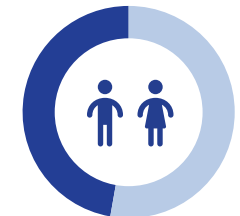
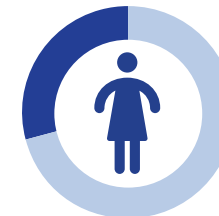
62%

OF THE REPORTED PEOPLE ON THE MOVE ARE LIVING WITH THE HOST COMMUNITY

263

ELDERLY WERE REPORTED, REPRESENTING THE LARGEST VULNERABLE GROUP

DEMOGRAPHICS



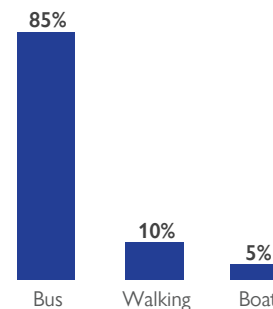
MAIN REPORTED NEEDS



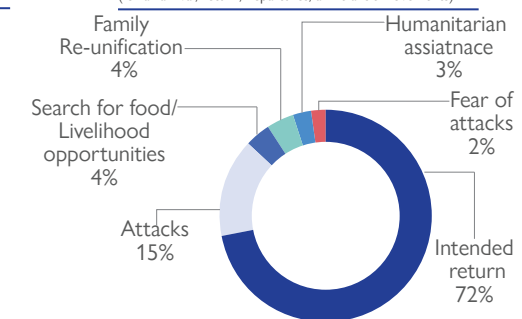
MAIN DISTRICTS OF ORIGIN (for arrivals)



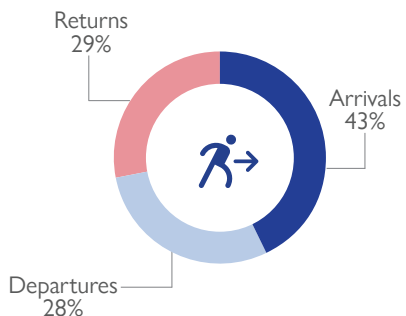
MEANS OF DISPLACEMENT



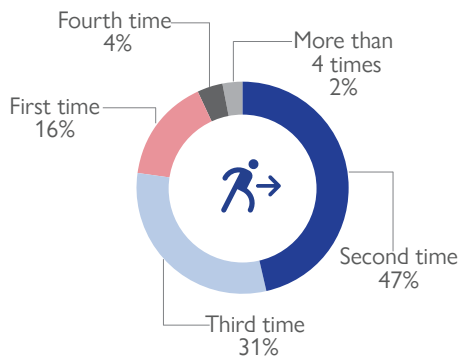
TRIGGERS OF MOVEMENT (for all arrival, return, departures, and transit movements)



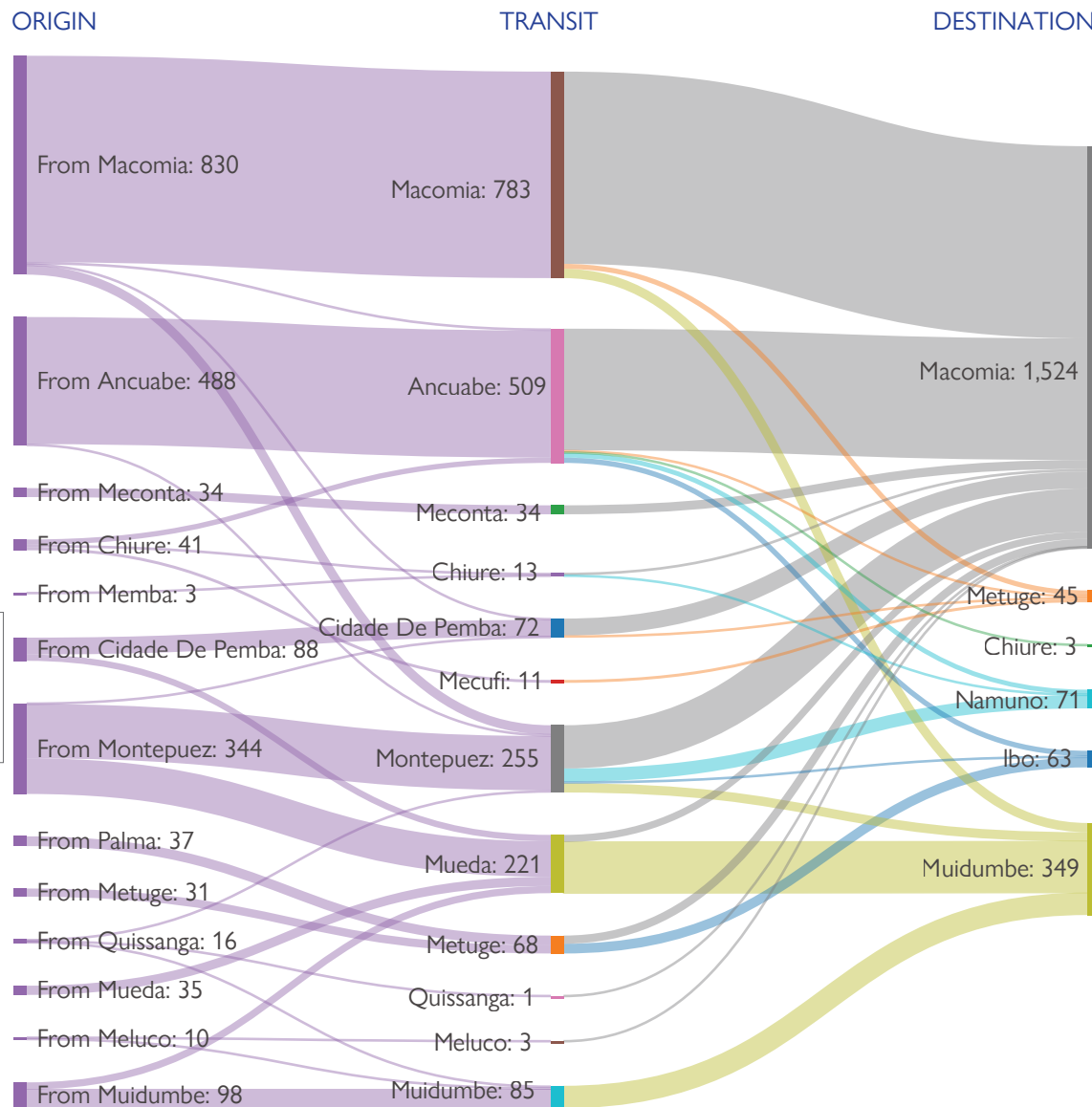
TYPE OF MOVEMENTS



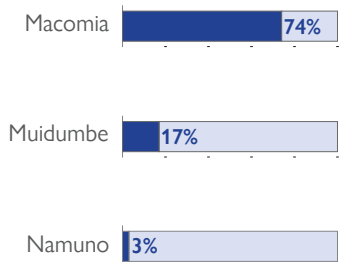
NUMBER OF TIMES DISPLACED



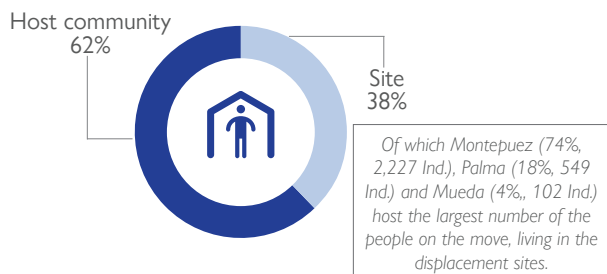
DISPLACEMENT FLOWS BY DISTRICTS (ARRIVALS)



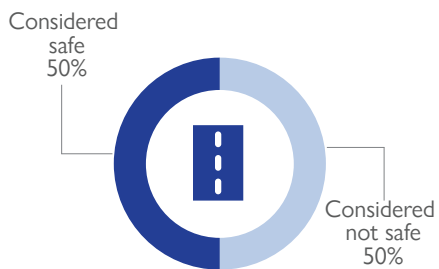
MAIN ARRIVAL DISTRICTS



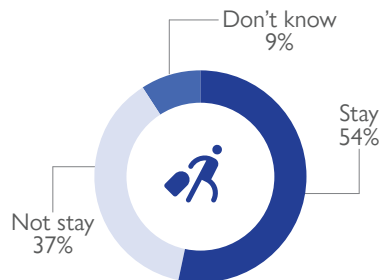
WHERE ARE THEY LIVING



SAFETY OF ROADS



MOVEMENT INTENTIONS



VULNERABILITIES BY LOCALITY (ARRIVALS)

District/Locality	Total number of households	Total number of individuals	Unaccompanied / separated children	Number of pregnant women	Number of elderly	Number of people with disability	Number of people with chronic disease
Macomia	331	1,524	-	29	56	5	-
Macomia sede	253	1,137	-	26	42	3	-
Nanga B	5	21	-	-	2	-	-
Napulubo	61	313	-	2	10	2	-
Xinavane	12	53	-	1	2	-	-
Muidumbe	64	349	7	5	10	-	1
Miteda	10	71	1	4	9	-	1
Muatide	6	49	6	1	1	-	-
Muidumbe sede	11	59	-	-	-	-	-
Namacande	37	170	-	-	-	-	-
Namuno	19	71	-	-	-	-	-
Milipone	19	71	-	-	-	-	-
Ibo	21	63	-	-	-	-	-
Matemo	6	20	-	-	-	-	-
Quirimba	13	37	-	-	-	-	-
Vila do Ibo	2	6	-	-	-	-	-
Metuge	10	45	-	-	-	-	-
3 de Fevereiro	1	8	-	-	-	-	-
Mieze	9	37	-	-	-	-	-
Chiure	1	3	-	-	-	-	-
Vila de Chiúre	1	3	-	-	-	-	-
Grand Total	446	2,055	7	34	66	5	1