

Displacement Tracking Matrix (DTM)

1,300 SURVEYS :

WARSAW
KRAKOW
GDANSK-TRICITY
LUBLIN
PRZEMYSL



NEEDS ASSESSMENTS CONDUCTED

Between 17 June and 19 August 2022 IOM conducted 1,300 surveys in collective sites or distribution centers with Ukrainian nationals and Third Country Nationals (TCNs) in Poland. All respondents crossed the border into Poland because of the ongoing war in Ukraine. The sample includes very limited number of surveys conducted with TCNs (11 surveys). Almost all (99%) of respondents were Ukrainian nationals.

The highest number of surveys were conducted in Krakow, followed by Warsaw, Gdansk, Lublin and Przemyśl. Please note that number of surveys conducted is both linked to number of enumerators working in those areas to conduct this specific assessment as well as total number of respondents that could be accessed.

Respondents per Location

Cities	Number of Surveys
Krakow	569
Warsaw	408
Gdansk	187
Lublin	104
Przemyśl	33

Maps in this report are for illustration purposes only. The boundaries and names shown and the designations used on the maps do not imply official endorsement or acceptance by the International Organization for Migration.

Since 24 February 2022, Ukrainians and Third Country Nationals (TCNs) have been fleeing from Ukraine to neighbouring countries as a result of the war in Ukraine. Since 12 April, IOM's DTM has deployed needs assessments with Ukrainians and TCNs in Poland. The sample is not representative of all Ukrainians and TCNs in Poland, results should hence only be considered as indicative.

This dashboard provides the city level analysis of the needs assessment data which was initiated by IOM in Poland to assess the profiles, main conditions, and needs of Ukrainians and TCNs met in collective sites and distribution centres.

The survey was based on IOM's Displacement Tracking Matrix (DTM), a system to track and monitor displacement and population mobility, and it was designed to capture the main displacement patterns – origin country and region – for refugees and migrants of any nationality fleeing from Ukraine because of the war.

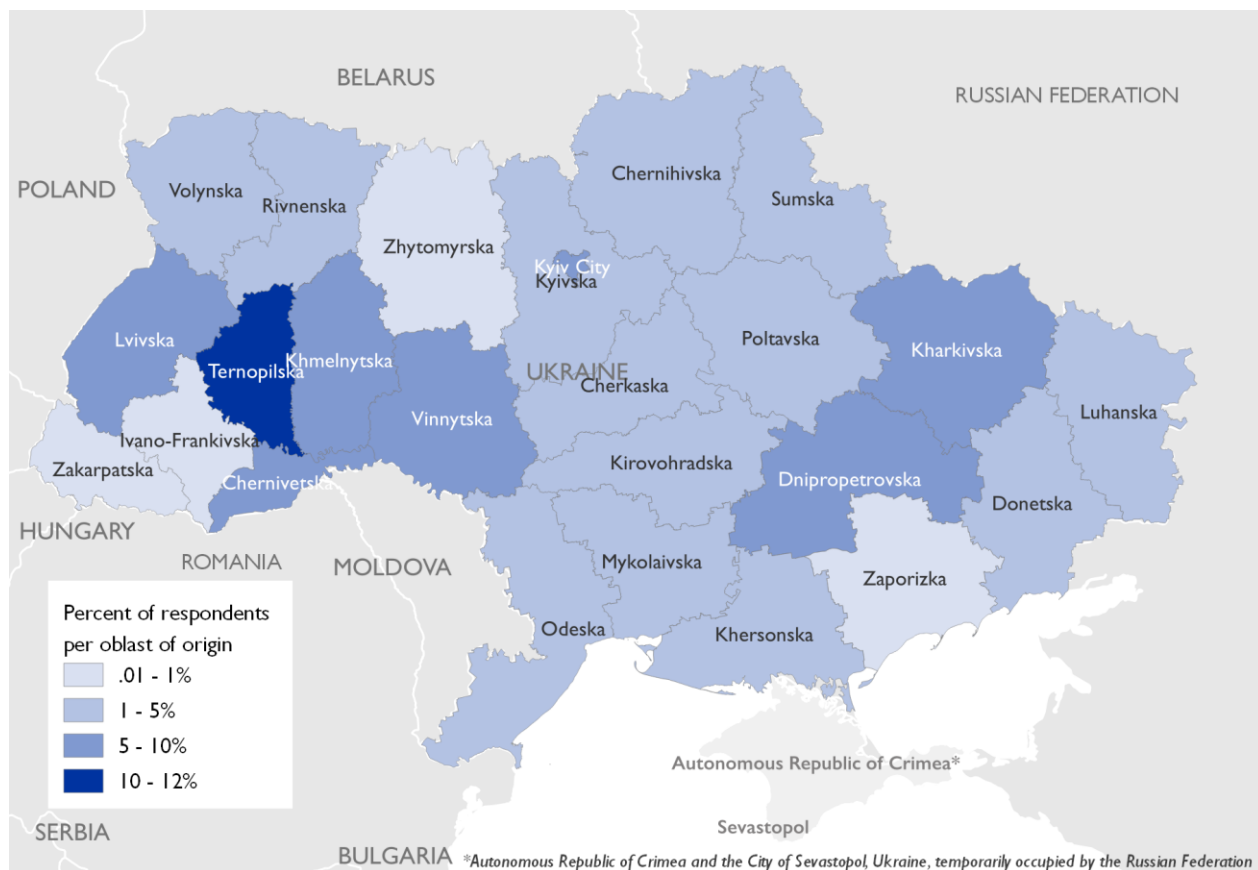
It captures the demographic profiles of respondents and of the group they are travelling with, if any; it asks about intentions relative to the permanence in Poland and intended final destinations; it gathers information regarding access to assistance and services in Poland, main needs that the respondents expressed, vulnerabilities, accommodation types that the respondents stay, information sources, socioeconomic conditions, and various protection linked indicators. To access all the indicators collected and more detailed information including statistics from differences cities, demographic profiles and accommodation types please visit <https://displacement.iom.int/poland> Needs Assessment tab.

Only adults (18+) were approached, and the questionnaire targeted individuals who arrived in Poland after 24 February 2022 due to the war in Ukraine. Respondents were approached in a simple random sample by enumerators in selected locations.

Face-to-face surveys were conducted in Ukrainian, Russian and English by trained IOM's DTM enumerators. Data were collected and stored through the Kobo mobile application.

Displacement Tracking Matrix (DTM)

Share of respondents per oblast of origin



Current Employment Status in Poland

City	Daily worker	Employed	In the recruitment process	Other	Retired	Self-Employed	Student	Unemployed and looking for a job	Unemployed and not looking for a job	Working remotely with an employer from Ukraine
Gdansk	1%	23%	2%	16%	18%	0%	0%	27%	13%	1%
Krakov	2%	16%	2%	9%	13%	0%	1%	36%	13%	7%
Lublin	2%	24%	1%	2%	14%	1%	5%	16%	28%	8%
Przemyśl	3%	13%	0%	0%	25%	3%	0%	16%	41%	0%
Warsaw	2%	21%	2%	1%	11%	0%	0%	29%	28%	5%
Total	2%	19%	2%	7%	13%	0%	1%	30%	20%	6%

While in Poland, did you experience any unfair/ unequal treatment?

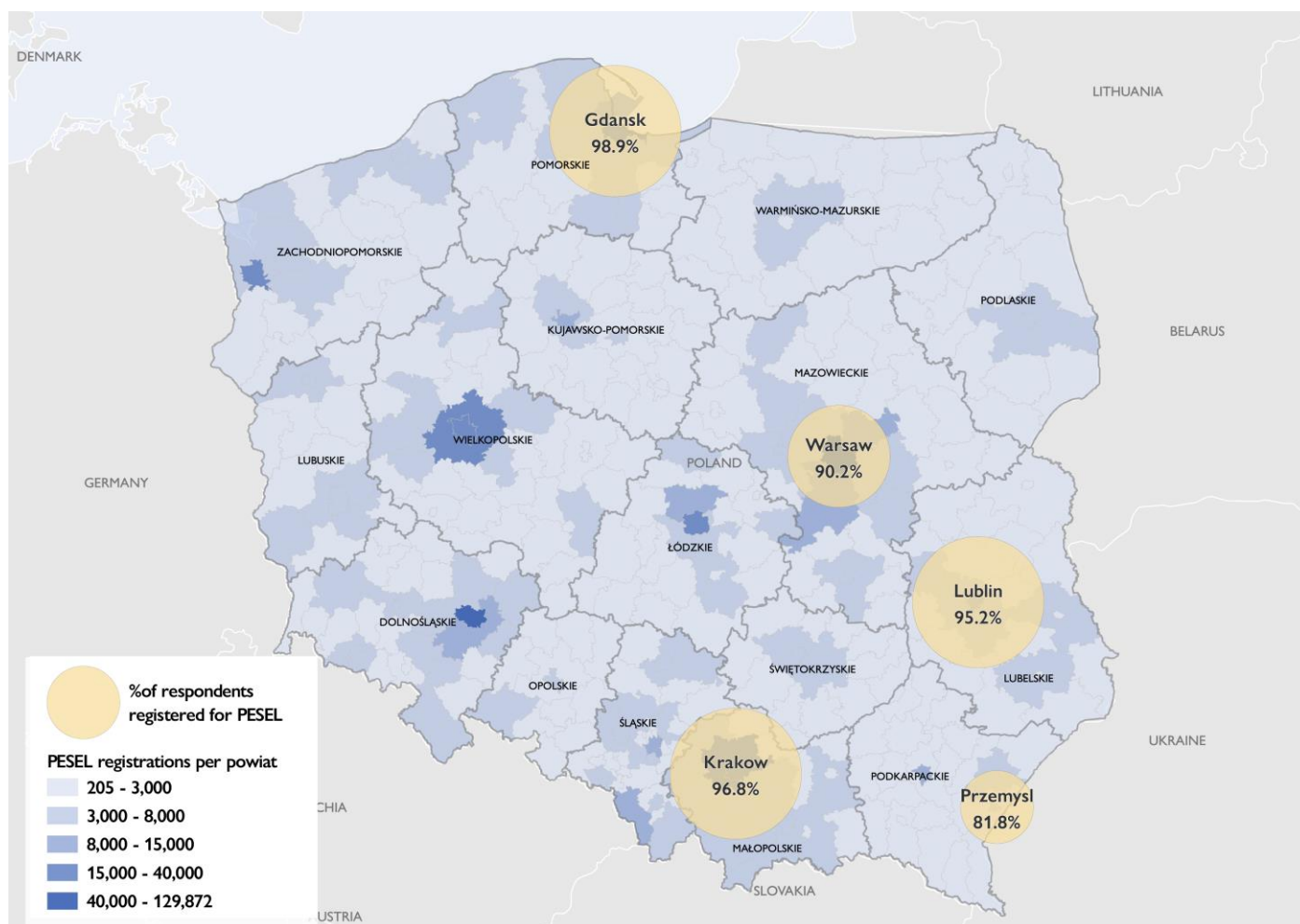
City	Does not know	No	Prefer not to say	Yes
Gdansk		2%	84%	15%
Krakov		4%	80%	15%
Lublin		1%	96%	3%
Przemyśl		0%	94%	6%
Warsaw		4%	90%	5%
Total		3%	85%	11%

Displacement Tracking Matrix (DTM)

Living Cost

Do you have funds to cover living costs?	Gdansk	Krakow	Lublin	Przemysl	Warsaw	Total
No	75.94%	65.03%	36.89%	75.76%	68.38%	65.69%
Yes	24.06%	34.97%	63.11%	24.24%	31.62%	34.31%

PESEL Registration



Displacement Tracking Matrix (DTM)

Length of Stay in the Current Place of Accommodation

Przemysl



Krakow



Lublin



Warsaw



Gdansk



Displacement Tracking Matrix (DTM)

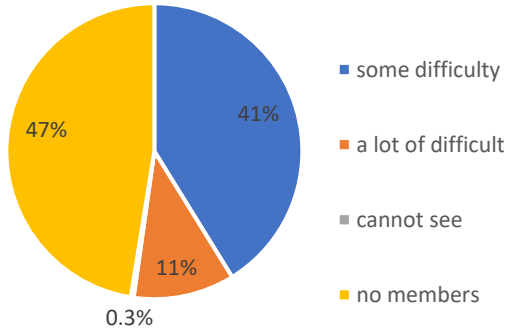
Household with vulnerable households

	Gdansk	Krakow	Lublin	Przemysl	Warsaw	Grand Total
People with chronic diseases	27%	40%	36%	27%	36%	36%
Pregnant women	1%	1%	0%	0%	0%	1%
Wounded/injured people	2%	3%	0%	5%	1%	2%
Persons that experienced violence and abuse	0%	0%	0%	0%	0%	0%
Persons feeling worried, nervous, anxious or depressed	27%	17%	2%	18%	5%	13%
Other	0%	5%	2%	0%	1%	3%
None vulnerable member	56%	45%	62%	59%	58%	52%

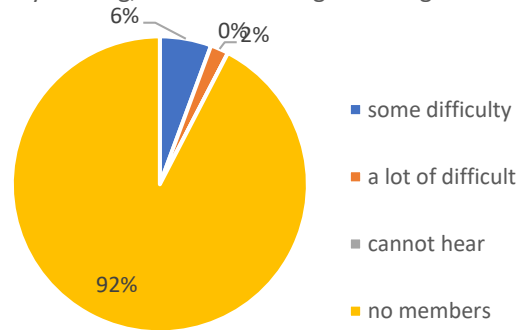
Displacement Tracking Matrix (DTM)

Respondents with household members who have difficulty doing the following activities (due to health reasons):

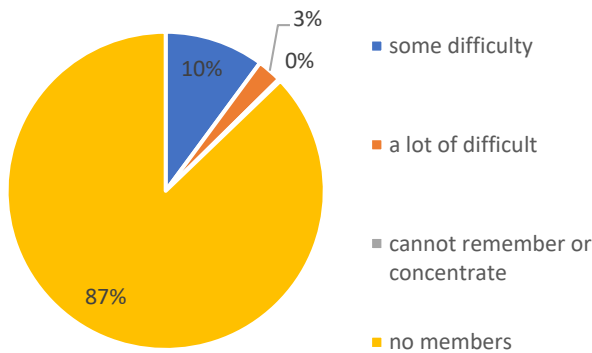
Difficulty seeing, even if wearing glasses



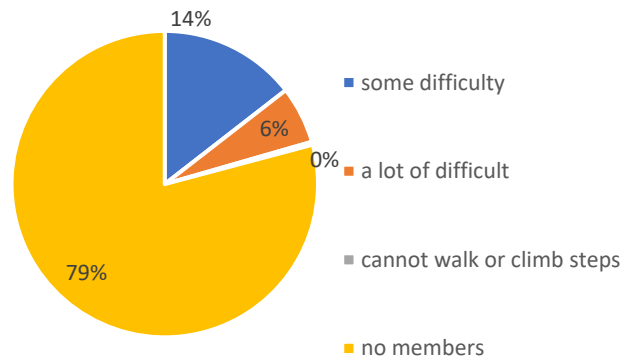
Difficulty hearing, even when using a hearing aid



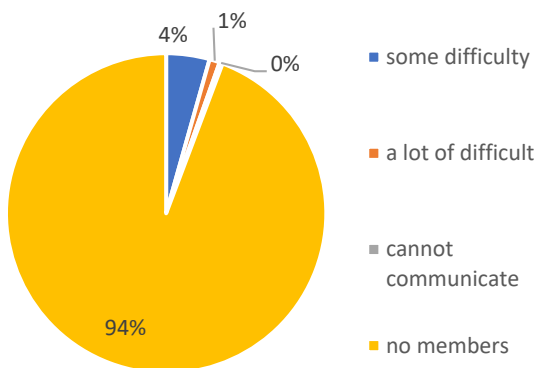
Difficulty remembering or concentrating



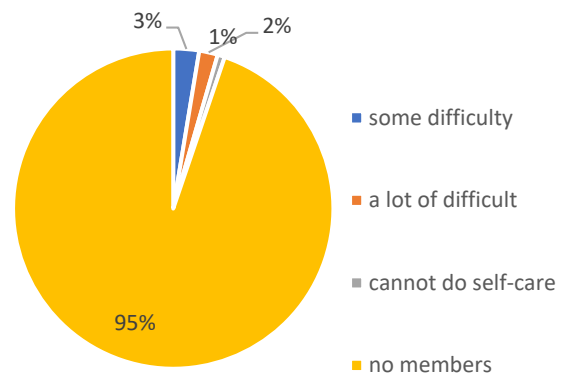
Difficulty walking or climbing steps



Difficulty communicating, for example understanding or being understood



Difficulty with self-care such as washing all over or dressing



Displacement Tracking Matrix (DTM)

Priority Needs (respondents could select up to 3 options)

Needs	Gdansk	Krakow	Lublin	Warsaw	Przemysl	Grand Total
Financial support	65%	53%	25%	25%	18%	43%
Access to medicines/health services	52%	42%	24%	25%	21%	36%
Job/Work	34%	35%	30%	34%	18%	34%
Long term shelter/accommodation	49%	28%	30%	35%	18%	33%
Education for children	15%	17%	9%	19%	15%	16%
Language training	13%	20%	17%	10%	3%	15%
Transportation support	5%	17%	3%	9%	3%	11%
None	3%	4%	21%	13%	27%	9%
Legal counselling and services	2%	3%	4%	16%	3%	7%
Information support and communication	3%	4%	9%	11%	3%	7%
Food	10%	6%	15%	3%	0%	6%
Education/training for adults	3%	4%	4%	7%	3%	5%
Support to return home	2%	2%	2%	6%	18%	4%
Psychological counselling	1%	3%	1%	6%	6%	4%
Documentation and registration (PESEL,ZUS, MOPS etc)	1%	2%	0%	7%	3%	3%
Clothes/shoes	3%	4%	5%	2%	3%	3%
Specialised health services for people with disabilities	2%	4%	4%	1%	9%	3%
Hygiene items	3%	2%	7%	0%	3%	2%
Accessibility of structures and services for people with disabilities	0%	3%	4%	0%	3%	2%
Accessibility of communication for people with disabilities	0%	0%	0%	0%	0%	0%
Family tracing and reunification	0%	0%	0%	0%	0%	0%
Personal safety and security	0%	0%	0%	0%	0%	0%

Displacement Tracking Matrix (DTM)

Challenges faced in current accommodation (respondents could select up to 3 option)

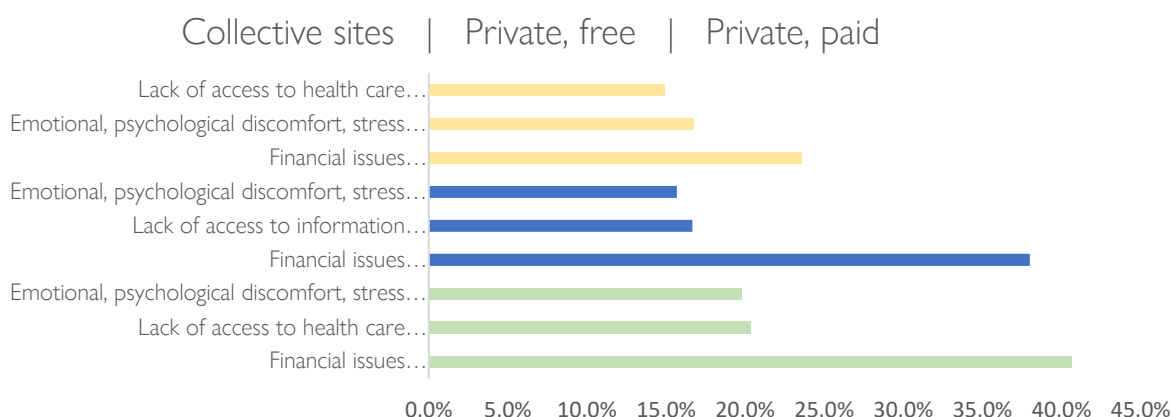
Challenges in the current accommodation	Gdansk	Krakow	Lublin	Przemysl	Warsaw	Grand Total
No problems	28%	36%	60%	48%	48%	41%
Financial issues	56%	38%	17%	15%	13%	31%
Emotional, psychological discomfort, stress	12%	25%	6%	12%	11%	17%
Lack of access to health care services except dental care	12%	23%	2%	18%	12%	16%
Lack of information	16%	15%	6%	3%	13%	13%
Lack of access to medication	2%	11%	4%	6%	4%	7%
Overcrowded	7%	4%	3%	12%	11%	7%
Lack of access to dental care	2%	6%	8%	3%	6%	6%
Documentation Issues	5%	5%	6%	3%	6%	5%
Discrimination	4%	4%	0%	0%	1%	2%
Personal security	1%	1%	0%	0%	3%	1%
No drinking water available	0%	0%	2%	0%	3%	1%
Insufficient power access	0%	1%	0%	0%	1%	1%
Services are difficult to access for persons with disabilities due to lack of accessibility in the structures or in communication	1%	2%	0%	6%	0%	1%
Not enough space or bedding for women and girls to sleep in privacy	0%	1%	1%	0%	1%	1%
Hunger	2%	0%	0%	0%	0%	1%
Insufficient lighting	0%	1%	0%	0%	1%	1%
Insufficient heating	0%	1%	0%	0%	0%	0%
Services are difficult to access for persons with disabilities due to staff not being cooperative or not knowing what to do	0%	0%	1%	3%	1%	0%
Harassment	0%	1%	0%	0%	0%	0%
Toilets are not separated by gender	0%	1%	0%	0%	0%	0%
No toilets available	0%	0%	0%	6%	0%	0%
No hot water available	0%	0%	0%	0%	0%	0%
Insufficient waste disposal	0%	0%	1%	0%	0%	0%
No water available for use except drinking	0%	0%	0%	0%	0%	0%

Displacement Tracking Matrix (DTM)

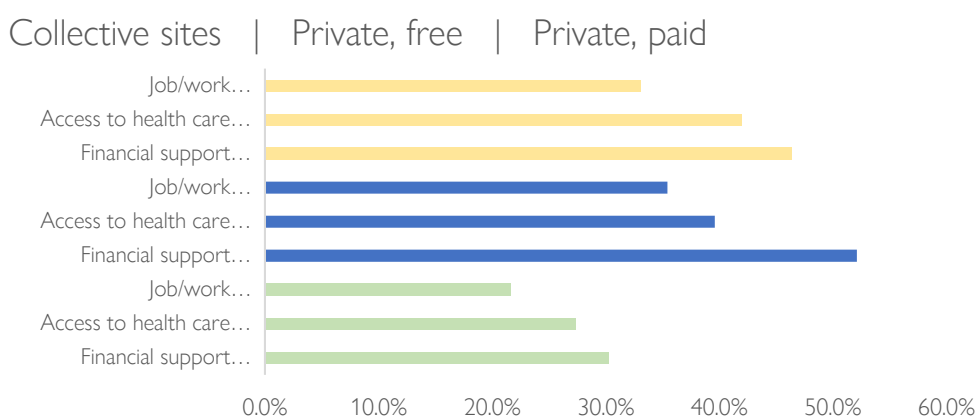
What are the 3 main challenges do you face in your place of accommodation? (Respondents living in collective shelters)

Type	City	Most reported need	Percentage	Second most reported need	Percentage	Third Most Reported Need	Percentage
Collective site	Krakow	Financial issues	42.0%	Emotional, psychological discomfort, stress	25.1%	Lack of access to health care services except dental care	23.8%
Collective site	Gdansk	Lack of information	39.3%	Emotional, psychological discomfort, stress	25.0%	Overcrowded	17.9%
Collective site	Lublin	Financial issues	20.0%	Documentation issues	10.0%	Overcrowded	10.0%
Collective site	Przemysl	Lack of access to health care services except dental care	15.2%	Financial issues	12.1%	Overcrowded	12.1%
Collective site	Warsaw	Overcrowded	12.6%	Emotional, psychological discomfort, stress	11.5%	Lack of information	11.2%

Top 3 reported challenges of respondents in collective sites, private free, private paid accommodation



Top 3 reported needs of respondents in collective sites, private free, private paid accommodation



Displacement Tracking Matrix (DTM)

If the respondents know where to seek assistance in case she:

a) Requires accommodation

City	No	Yes	
Gdansk		78%	22%
Krakow		54%	46%
Lublin		49%	51%
Przemysl		67%	33%
Warsaw		29%	71%
Grand Total		49%	51%

b) Requires basic needs (e.g. food/water/blankets)

City	No	Yes	
Gdansk		45%	55%
Krakow		29%	71%
Lublin		8%	92%
Przemysl		48%	52%
Warsaw		12%	88%
Grand Total		25%	75%

c) Requires basic needs (e.g. food/water/blankets) being delivered in a specific way –e.g. for those with mobility difficulties

City	No	Yes	
Gdansk		95%	5%
Krakow		72%	28%
Lublin		40%	60%
Przemysl		76%	24%
Warsaw		80%	20%
Grand Total		75%	25%

d) Requires transportation

City	No	Yes	
Gdansk		84%	16%
Krakow		59%	41%
Lublin		30%	70%
Przemysl		76%	24%
Warsaw		51%	49%
Grand Total		58%	42%

e) Requires transportation which is accessible –e.g. for persons with disabilities and older persons

City	No	Yes	
Gdansk		99%	1%
Krakow		76%	24%
Lublin		74%	26%
Przemysl		88%	12%
Warsaw		86%	14%
Grand Total		82%	18%

f) Requires financial support

City	No	Yes	
Gdansk		84%	16%
Krakow		57%	43%
Lublin		43%	57%
Przemysl		67%	33%
Warsaw		38%	62%
Grand Total		54%	46%

Displacement Tracking Matrix (DTM)

If the respondents know where to seek assistance in case she:

g) Requires health services/care

City	No	Yes	
Gdansk		45%	55%
Krakow		44%	56%
Lublin		9%	91%
Przemysl		24%	76%
Warsaw		19%	81%
Grand Total		33%	67%

h) Requires psychological support /care

City	No	Yes	
Gdansk		65%	35%
Krakow		64%	36%
Lublin		61%	39%
Przemysl		67%	33%
Warsaw		29%	71%
Grand Total		53%	47%

i) Requires legal, documentation support /care

City	No	Yes	
Gdansk		76%	24%
Krakow		54%	46%
Lublin		69%	31%
Przemysl		70%	30%
Warsaw		31%	69%
Grand Total		52%	48%

j) Experiences harassment, GBV

City	No	Yes	
Gdansk		44%	56%
Krakow		68%	32%
Lublin		63%	37%
Przemysl		79%	21%
Warsaw		84%	16%
Grand Total		69%	31%

Displacement Tracking Matrix (DTM)

How do you get information about available support and services for displaced people from Ukraine?

By city

Information Source	SMS/Call	Social media	Other people	Volunteers	Service providers	Other
Gdansk	0%	71%	40%	21%	0%	0%
Krakow	2%	67%	56%	48%	1%	3%
Lublin	7%	79%	24%	26%	3%	3%
Przemysl	3%	45%	39%	33%	3%	3%
Warsaw	33%	50%	63%	56%	3%	4%
Grand Total	12%	62%	53%	44%	2%	3%

By type of accommodation

Information Source	SMS/Call	Social media	Other people	Volunteers	Service providers	Other
An apartment/house from friends or family without paying	3%	64%	63%	25%	1%	0%
An apartment/house of a resident that you don't need to pay for with the resident	4%	70%	53%	43%	0%	0%
An apartment/house of a resident that you pay for with the resident	6%	83%	28%	39%	0%	0%
An apartment/house rented from friends or family	7%	73%	47%	27%	0%	7%
An apartment/house rented on the open market	3%	78%	41%	25%	3%	3%
Collective shelter	20%	52%	60%	59%	2%	3%
Hotel/Hostel	2%	74%	40%	29%	3%	4%
Not prefer answering	0%	50%	100%	50%	0%	0%
On the street	0%	50%	50%	50%	0%	0%
Other	5%	79%	45%	32%	3%	8%
Grand Total	12%	62%	53%	44%	2%	3%

Displacement Tracking Matrix (DTM)

What were the main challenges your household faced when accessing (receiving and understanding) information?

Region	Gdansk	Krakow	Lublin	Przemysl	Warsaw	All cities total
Did not face any problems accessing information	79%	68%	69%	70%	73%	71%
Aid workers do not share/disclose	1%	1%	1%	6%	3%	2%
Messages are not clear/understandable	12%	5%	2%	0%	5%	6%
The information shared is not relevant to household needs/no new information is shared	2%	4%	1%	3%	5%	4%
Don't know where to get information/who to ask	4%	18%	9%	6%	12%	13%
Information isn't shared often enough	1%	3%	10%	0%	6%	4%
Not enough information on how to access specific services available	3%	13%	4%	15%	10%	10%
No female staff providing information	0%	0%	0%	3%	0%	0%
Persons with disabilities face difficulties receiving/understanding information	1%	1%	0%	3%	2%	1%
Older persons face difficulties receiving/understanding information	1%	1%	8%	9%	4%	3%
Other	4%	1%	1%	0%	2%	2%

Displacement Tracking Matrix (DTM)

Do you feel that your household's opinions and concerns are being heard and taken into consideration in terms of the delivery of services and assistance?

	Gdansk	Krakow	Lublin	Przemysl	Warsaw	Grand Total
Yes	64.71%	53.60%	89.32%	75.76%	44.12%	55.62%
No	11.76%	7.21%	0.97%	6.06%	10.54%	8.38%
Don't know	23.53%	39.19%	9.71%	18.18%	45.34%	36.00%

Are there any areas (or places) in your location where you feel unsafe? If yes, which areas (or places) are they?

	Gdansk	Krakow	Lublin	Przemysl	Warsaw	All respondents
There are no areas where I feel unsafe	94%	94%	100%	82%	84%	91%
Latrines or bathing facilities	0%	1%	0%	6%	1%	1%
Markets	0%	1%	0%	0%	2%	1%
Social/community areas	0%	1%	0%	3%	1%	1%
Friend's/relative's home	0%	1%	0%	0%	0%	0%
At home	2%	1%	0%	0%	0%	1%
Communal shelters	2%	2%	0%	0%	4%	2%
On their way to different facilities	1%	1%	0%	0%	8%	3%
In transportation	2%	1%	0%	0%	8%	3%
Other	1%	1%	0%	3%	0%	1%
Don't know/prefer not to answer	2%	2%	0%	6%	2%	2%

Displacement Tracking Matrix (DTM)

Are the needs of children in your household currently adequately met to ensure their well-being? (of those with children in household)

	Gdansk	Krakow	Lublin	Przemysl	Warsaw	Grand Total
All needs of children are met	81%	60%	90%	75%	69%	69%
Safety and security	1%	1%	0%	0%	0%	0%
Food	1%	3%	1%	0%	3%	2%
Shelter	5%	0%	0%	0%	0%	1%
Psychosocial support	2%	12%	3%	0%	0%	6%
Education	7%	11%	4%	15%	3%	7%
Child protection case management/social work support	0%	1%	0%	0%	0%	0%
Health care	1%	12%	1%	10%	1%	6%
Other	2%	4%	1%	5%	8%	5%
Don't know/prefer not to answer	4%	13%	0%	0%	19%	12%

Do you perceive that needs of persons with disabilities and older persons in your community are currently adequately met to ensure their well-being? If not, which needs are not being met?

	Gdansk	Krakow	Lublin	Przemysl	Warsaw	Grand Total
All needs of persons with disabilities are met	39%	30%	47%	27%	41%	36%
Safety and security	0%	0%	0%	0%	0%	0%
Food	1%	1%	0%	0%	0%	1%
Shelter	2%	1%	0%	0%	3%	1%
Psychosocial support	0%	4%	0%	0%	3%	2%
Education	0%	1%	0%	0%	0%	0%
Protection case management/social work support	3%	1%	0%	0%	3%	1%
Health care	2%	10%	4%	0%	2%	6%
Accessibility of facilities and communications	1%	3%	0%	0%	6%	2%
Other	1%	3%	3%	0%	0%	2%
Don't know/prefer not to answer	52%	55%	48%	58%	57%	55%



Norwegian Ministry
of Foreign Affairs

The DTM in Poland is generously funded by the Council of Europe Development Bank, U.S. Department of State Bureau of Population, Refugees, and Migration, German Federal Foreign Office, and Norwegian Ministry of Foreign Affairs.