Emergency Tracking Tool | Movement Alert 66

Displacement Tracking Matrix, Mozambique

Macomia district Update 10 October 2022

DTM IOM DISPLACEMENT TRACKING MATRIX

IOM UN MIGRATION

661 Individuals
arriving at different locations within the reporting period (09 - 10 October 2022)

157 Households

Triggers: Attacks, fear of attack, intended returns

Means of transportation: Foot, bus and military vehicles

*arrivals/departures depicts individuals displaced within or from outside the affected districts.

Province boundary | Posto boundary | Districts with movements | Reported incidents/attacks | District boundary | Road | XXX Individual displacements

Fear of attacks, confirmed attacks by Non-State Armed Groups in Macomia district (Nguida locality) triggered 661 individual displacement movements from Nuida to Macomia sede. An estimate of 64 Internally Displaced Persons (IDPs) have been identified with vulnerabilities. 56% of recorded movements represent individuals displaced for the first time, 17% for the second time and 27% represent at least three times.

IOM teams observed an average of 331 individuals arriving at different locations within the reporting period (09 - 10 October) (please see below charts for further information). Movements in the region remain dynamic between host communities.

The objective of the Emergency Tracking Tool (ETT) - Movement Alert is to collect information on large and sudden population movements, and to provide support to the humanitarian response partners by disseminating data on IDPs to support effective humanitarian response to the affected population. Information is collected through key informants interviews or direct observation. This dashboard provides basic information on displacements, and additional information can be shared upon request.

DISCLAIMER: The depiction and use of boundaries, geographic names, and related data shown on maps and included in this report are not warranted to be error free nor do they imply judgment on the legal status of any territory, endorsement or acceptance of such boundaries by IOM.

URGENT NEEDS

Urgent needs are calculated by weighting the total number of IDP arrivals in each group against the stated priority

DEMOGRAPHIC PROFILE

Women	Men	Children
144	125	392
22%	19%	59%

VULNERABILITIES

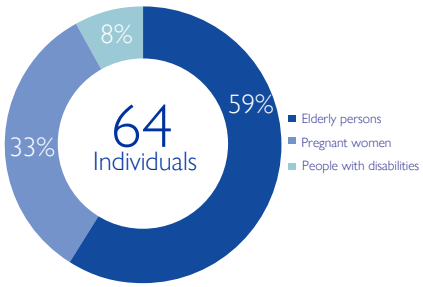

NUMBER OF INDIVIDUALS (09th- 10th OCTOBER 2022)

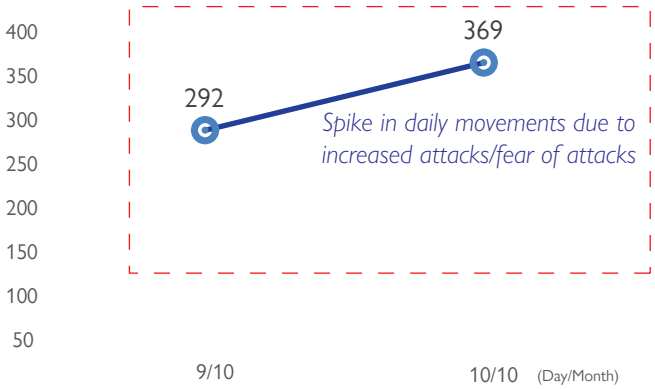

MOVEMENT FLOWS (ARRIVALS AT POSTO LEVEL)

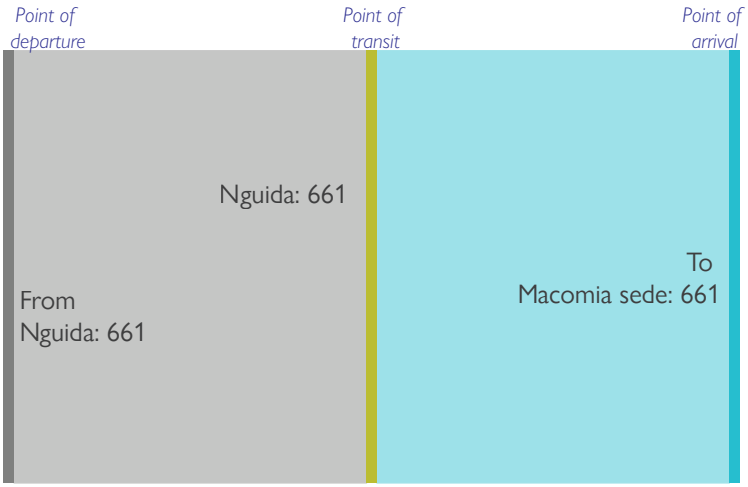

Supported by: USAID FROM THE AMERICAN PEOPLE | Humanitarian Aid and Civil Protection | Irish Aid Rialtas na hÉireann Government of Ireland | Canada

Website : https://displacement.iom.int/mozambique
Feedback: DTMMozambique@iom.int
@IOM_Mozambique