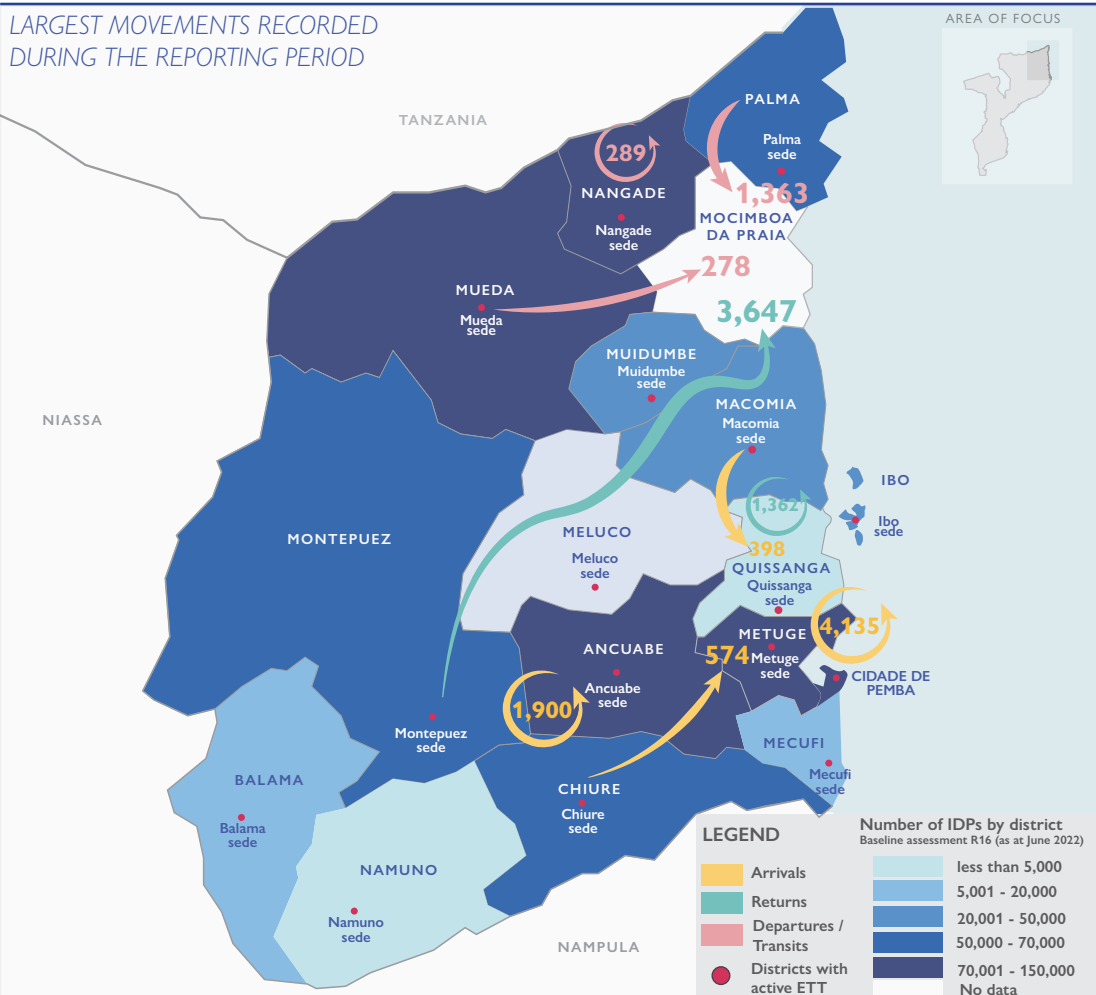


During the reporting period (21 September to 03 October 2022), a total of 186 movements were recorded - 102 arrivals (8,450 individuals), 46 departures (2,838 individuals), 1 transit (265 individuals), and 36 returns (5,939 individuals). The largest arrival movements were recorded in Metuge (4,941 individuals), Ancuabe (1,911 individuals), Mueda (473 individuals), and Quissanga (398 individuals). The largest departure movements were recorded in Palma (1,363 individuals), Nangade (535 individuals) Metuge (422 individuals), and Mueda (421 individuals). Only one transit movement was observed in Mueda (265 individuals). The largest return movements were observed from Montepuez (3,819 individuals) to Mocimboa da Praia, within Quissanga (1,362 individuals), and within Muidumbe (507 individuals). Of the total population, 28 per cent of mobile groups were displaced for the first time, 45 per cent for a second time, and 27 per cent were displaced at least three times.

LARGEST MOVEMENTS RECORDED DURING THE REPORTING PERIOD



KEY FIGURES

17,492

PEOPLE ON THE MOVE DURING THE REPORTING PERIOD

5,939

OF THE TOTAL IDPs RETURNED TO THEIR PLACE OF ORIGIN

52%

OF PEOPLE ON THE MOVE REPORTED ARE CHILDREN


34%

OF THE REPORTED PEOPLE ON THE MOVE ARE LIVING WITH THE HOST COMMUNITY

421

ELDERLY WERE REPORTED, REPRESENTING THE LARGEST VULNERABLE GROUP

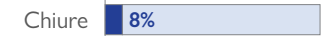
DEMOGRAPHICS



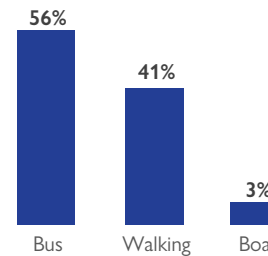
MAIN REPORTED NEEDS



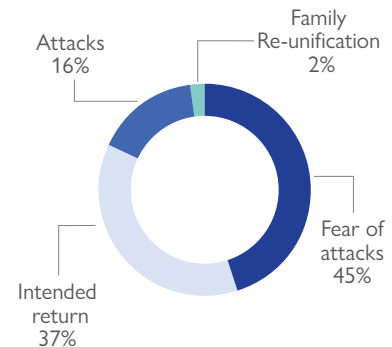
MAIN DISTRICTS OF ORIGIN (for arrivals)



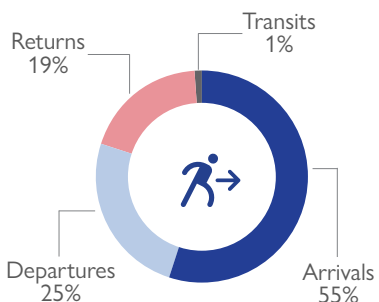
MEANS OF DISPLACEMENT



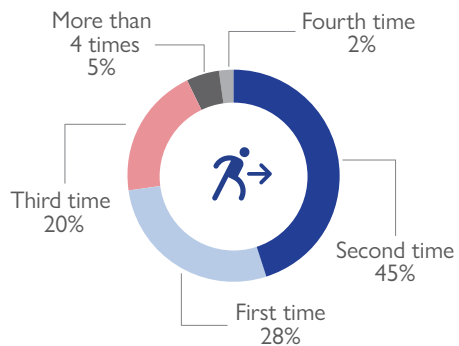
TRIGGERS OF MOVEMENT (for all arrival, return, departures, and transit movements)



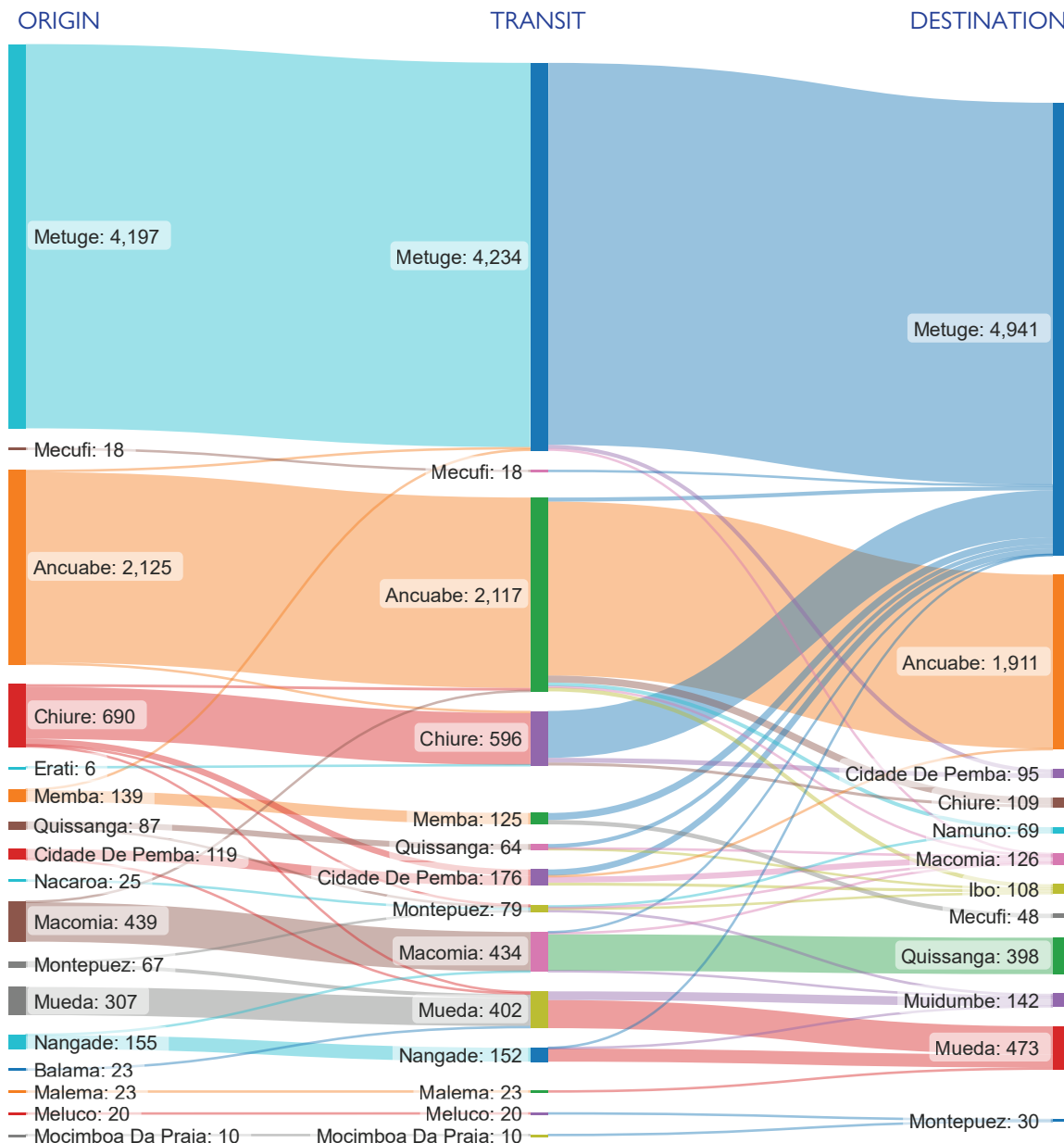
TYPE OF MOVEMENTS



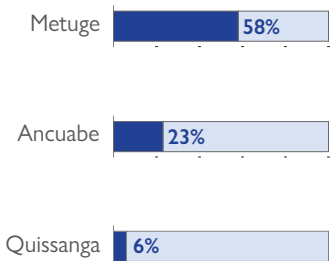
NUMBER OF TIMES DISPLACED



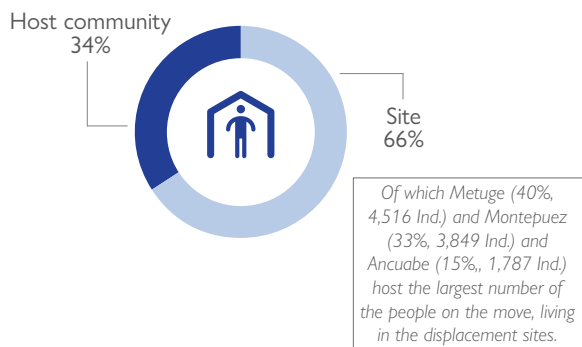
DISPLACEMENT FLOWS BY DISTRICTS (ARRIVALS)



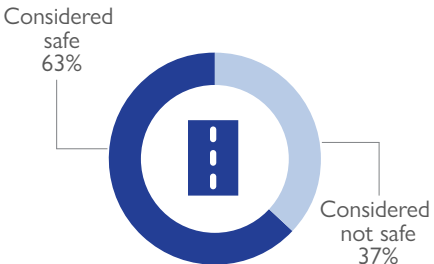
MAIN ARRIVAL DISTRICTS



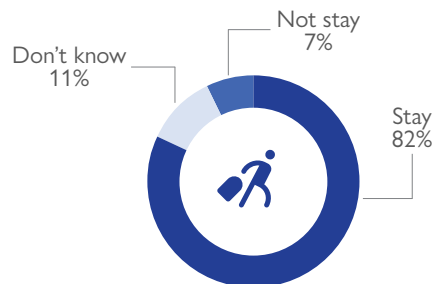
WHERE ARE THEY LIVING



SAFETY OF ROADS



MOVEMENT INTENTIONS



VULNERABILITIES BY LOCALITY (ARRIVALS)

District/Locality	Total number of households	Total number of individuals	Unaccompanied / separated children	Number of pregnant women	Number of elderly	Number of people with disability	Number of people with chronic disease	District/Locality	Total number of households	Total number of individuals	Unaccompanied / separated children	Number of pregnant women	Number of elderly	Number of people with disability	Number of people with chronic disease
Metuge	1,568	4,941	-	28	101	14	-	Miteda	2	11	-	-	1	-	-
Bandar	849	2,916	-	19	79	9	-	Macomia	23	126	-	-	5	-	-
Nacuta	505	1,177	-	-	-	-	-	Sede	11	60	-	-	3	-	-
Mieze	167	692	-	3	20	4	-	Nanga B	9	51	-	-	2	-	-
25 de Junho	22	78	-	3	2	-	-	Nanga A	3	15	-	-	-	-	-
Manono	15	44	-	3	-	-	-	Chiure	31	109	2	1	1	-	-
3 de Fevereiro	6	19	-	-	-	-	-	Muajaja	23	70	-	1	1	-	-
Namuapala	4	15	-	-	-	1	-	Namisir	4	23	2	-	-	-	-
Ancuabe	550	1,911	-	-	54	2	-	Kuphe	2	7	-	-	-	-	-
Centro de Muaja	417	1,354	-	-	53	2	-	Nahele	2	9	-	-	-	-	-
Cujupane	120	505	-	-	-	-	-	Ibo	31	108	-	-	1	-	1
Metoro	10	41	-	-	-	-	-	Vila do Ibo	18	53	-	-	1	-	1
Sede	3	11	-	-	1	-	-	Matemo	13	55	-	-	-	-	-
Mueda	92	473	-	4	35	-	-	Cidade De Pemba	15	95	-	2	12	-	-
Nahala	46	301	-	-	23	-	-	Chuiba	8	43	-	-	6	-	-
Centro de Nandimba	36	143	-	4	8	-	-	Josina Machel	7	52	-	2	6	-	-
Centro de Eduardo	10	29	-	-	4	-	-	Namuno	19	69	1	2	5	-	-
Quissanga	113	398	-	-	-	-	-	Milipone	19	69	1	2	5	-	-
Mefunvo	113	398	-	-	-	-	-	Mecufi	11	48	-	2	1	2	1
Muidumbe	47	142	-	5	12	-	-	Muitua	11	48	-	2	1	2	1
Muatide	29	63	-	5	11	-	-	Montepuez	10	30	-	-	-	-	-
Namacande	9	41	-	-	-	-	-	Marcune	6	20	-	-	-	-	-
Chitunda	5	23	-	-	-	-	-	Ujama	4	10	-	-	-	-	-
Mapate	2	4	-	-	-	-	-	Grand Total	2,510	8,450	3	44	227	18	2