



This snapshot on Bangladeshi migrants' presence in Libya is part of the outputs of IOM's EU-funded Displacement Tracking Matrix - Regional Evidence for Migration Analysis and Policy (DTM REMAP) project. Data collected through the Mobility Tracking survey in Libya identified 17,409 Bangladeshi nationals in the country between February and April 2022<sup>1</sup>. Mobility Tracking in Libya gathers data through key informant interviews at both the municipality and community level on a bi-monthly basis. All 100 municipalities were assessed, and 2,040 key informant interviews were carried out during the data collection period. Of the total migrants identified by key informants in the country in February and April 2022, Bangladeshi migrants made up only three per cent of total migrants in the country; however, Bangladeshi nationals accounted for 34 per cent of all migrants, including refugees, from South Asia and the Middle East. Ninety-one per cent of Bangladeshi migrants used air travel as their means of transportation to Libya. In addition, the average cost of their migration was 2,423 USD<sup>2</sup>. Fifty-four per cent of Bangladeshi migrants were identified in western Libya. However, the highest concentration was in Benghazi (33%) in the east, followed by Tripoli (20%) and Misrata (13%) in the west.



**17,409**

Bangladeshi migrants



**2,423 USD**

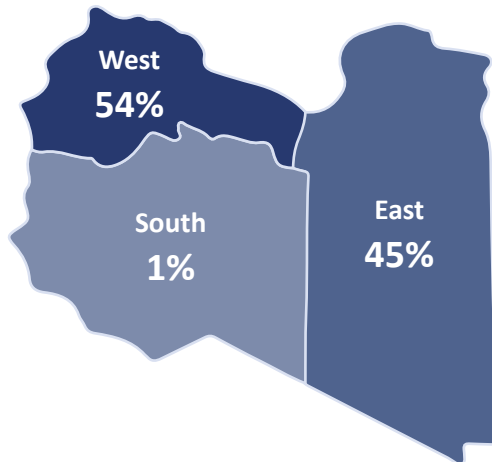
Average migration cost



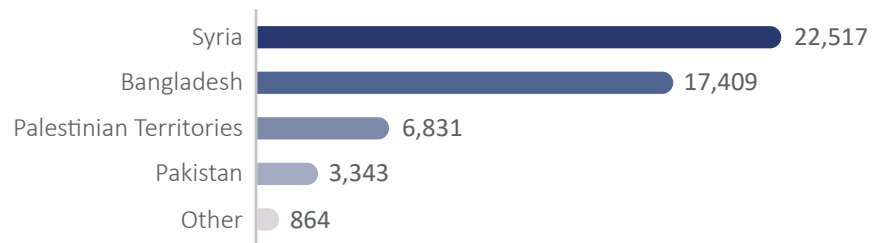
**33%**

of Bangladeshi nationals  
in Benghazi region

### BANGLADESHI MIGRANTS' PRESENCE IN LIBYA BY MAJOR REGION



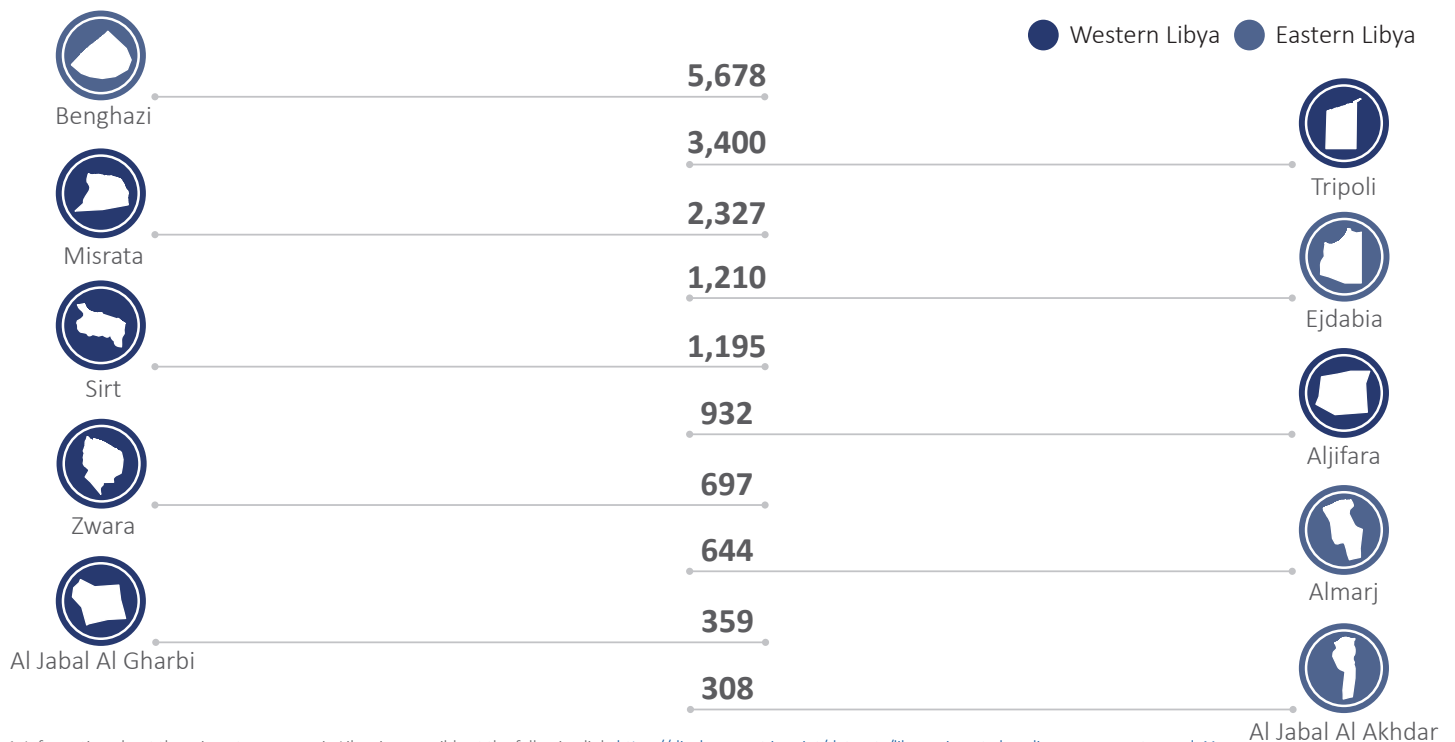
### MIGRANTS' PRESENCE IN LIBYA BY ORIGIN FOR SOUTH ASIA AND THE MIDDLE EAST



### MEANS OF TRANSPORTATION OF BANGLADESHI MIGRANTS



### BANGLADESHI MIGRANTS' PRESENCE IN LIBYA BY MANTIKA REGION (TOP 10)



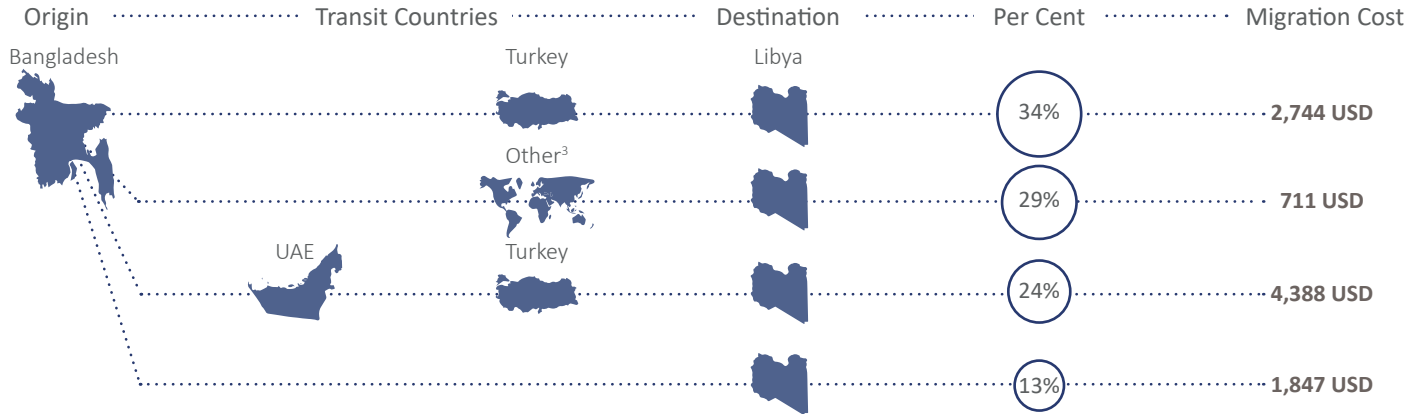
1. Information about the migrants presence in Libya is accessible at the following link: <https://displacement.iom.int/datasets/libya-migrants-baseline-assessment-round-41>

2. Information about migration routes, means of transport and migration costs are from collected from Flow Monitoring Surveys (FMS) via direct interviews with migrants in Libya: <https://dtm.iom.int/reports/libya-%E2%80%94-migrant-report-41-feb-april-2022>

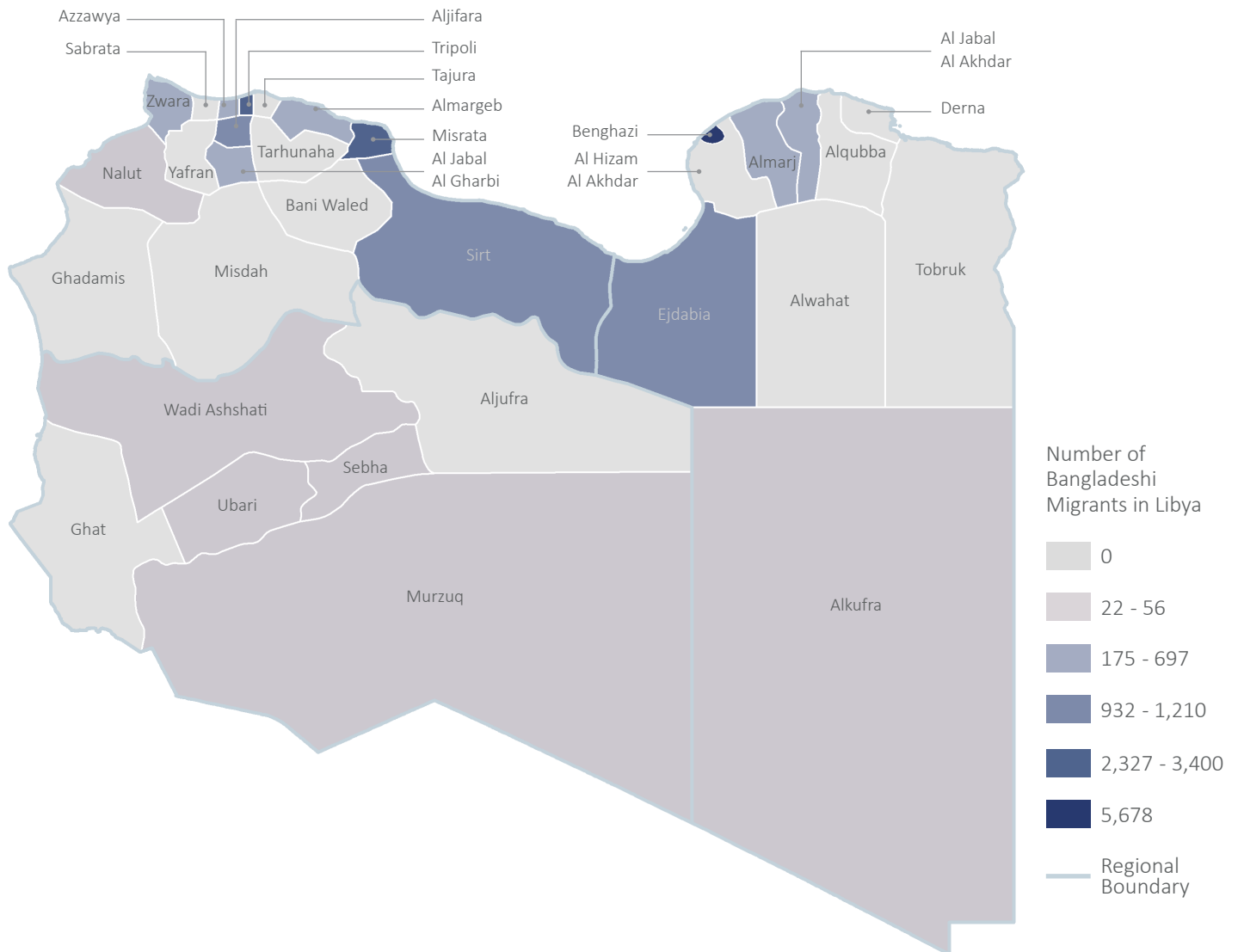


## MIGRATION ROUTE AND AVERAGE MIGRATION COST OF BANGLADESHI MIGRANTS TO LIBYA

The infographic below illustrates the various migration routes used by Bangladeshi migrants to reach Libya, as well as the average migration costs associated with each route. Turkey was a transit country to reach Libya for more than a third of Bangladeshi migrants (34%). Migrants transiting through the United Arab Emirates and then Turkey reported paying more than those transiting through other countries.



## BANGLADESHI MIGRANTS' PRESENCE IN LIBYA BY MANTIKA REGION IN FEBRUARY-APRIL 2022



Disclaimer: This document was produced with the financial assistance of the European Union. The views expressed herein can in no way be taken to reflect the official opinion of the European Union. The boundaries and names shown and the designation used on this map do not imply official endorsement or acceptance by IOM. Map in the circles are for representation purpose only. Maps are not to scale.  
3. Multiple routes used including via: India, Jordan, Qatar, the United Arab Emirates (UAE), Egypt, Turkey, Tunisia, Saudi Arabia, Sudan (and other countries) only or in combination.