



# FLOW MONITORING IN ITALY

DATA COLLECTED **JUNE - NOVEMBER 2016**

**6,485** INTERVIEWS CONDUCTED BETWEEN 20 JUNE AND 30 NOVEMBER 2016 BY IOM IN ITALY

## CONTENTS

- [DTM's FMS IN ITALY](#)
- [SECTION I. CENTRAL MEDITERRANEAN ROUTE](#)
- [SECTION II: THE HUMAN TRAFFICKING AND OTHER EXPLOITATIVE PRACTICES PREVALENCE INDICATION MODULE](#)
- [SECTION III: METHODOLOGY](#)



Visit IOM's interactive map to view data on flows: [migration.iom.int/europe](http://migration.iom.int/europe)

## DTM'S FLOW MONITORING SURVEY IN ITALY

This report contains the findings from the Flow Monitoring Surveys (FMS) conducted from June to November 2016 in Sicily, Apulia and Calabria, as part of IOM's Displacement Tracking Matrix (DTM) activities in the Mediterranean and beyond, which started in October 2015 with the aim to track and monitor populations on the move through the Mediterranean and Western Balkan routes to Europe.

The survey gathers information about migrants' profiles, including age, sex, areas of origin, levels of education, key transit points on their route, cost of journey, motives, and future intentions. Alongside quantitative data, qualitative information pertaining the situation of migrants and refugees arriving to Italy by sea was also collected to provide the framework for the fieldwork and the subsequent analysis. The FMS also includes a Module to track potential human trafficking or exploitative practices that the migrants and refugees interviewed might have experienced throughout the journey.

### ANALYSIS OVERVIEW

The first section of this report focuses on the baseline characteristics of the sample, providing results for the top 5 nationalities surveyed in Italy on nationality, sex, age, education and characteristics of the journey. The second section presents a summary of the results on the human trafficking and exploitative practices' indication module. The third section explains the methodology.

The information provided in this report complement IOM's exercises in the Mediterranean and in North Africa. Considering the complexity of migration flows along the Central Mediterranean Route, the purpose of the DTM is to offer a dynamic approach in relation to the evolving situation in the countries of origin, departure and transit.

### CONTACTS

Displacement Tracking Matrix  
<http://migration.iom.int/europe/>  
[dtmsupport@iom.int](mailto:dtmsupport@iom.int)

IOM Italy  
<http://www.italy.iom.int/>  
[iomromepress@iom.int](mailto:iomromepress@iom.int)

IOM Information Gathering activities are supported by

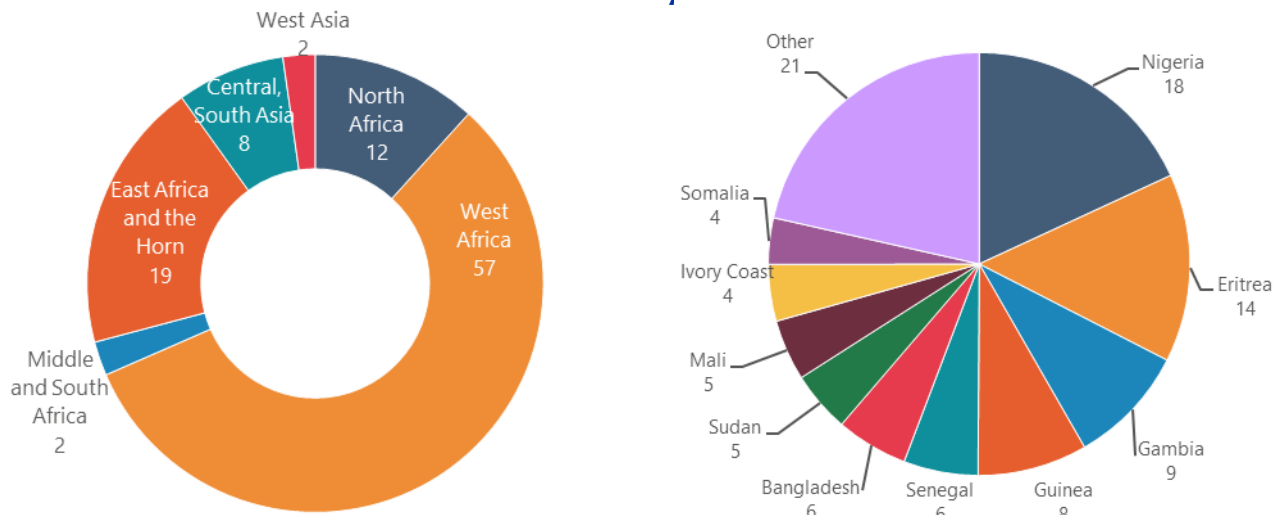


## SECTION I. CENTRAL MEDITERRANEAN ROUTE

The total sample is made of 6,485 valid responses. The majority of respondents (57%) is from West African countries, followed by 19% from the Horn of Africa, 12% from North African countries and the remaining 10% from (Western and Central) Asian countries.

To provide a summary profile of migrants and refugees interviewed while travelling along the Central Mediterranean route, the analysis focuses on the differences between adults and children (14-17 years) and on the top 5 nationalities of respondents surveyed: Nigerians (18%), Eritreans (14%), Gambians (9%), Guineans (8%) and Senegalese (6%). The graphs below show the breakdown by region<sup>1</sup> and country of origin of the sample.

Share (%) of respondents by region and country of origin

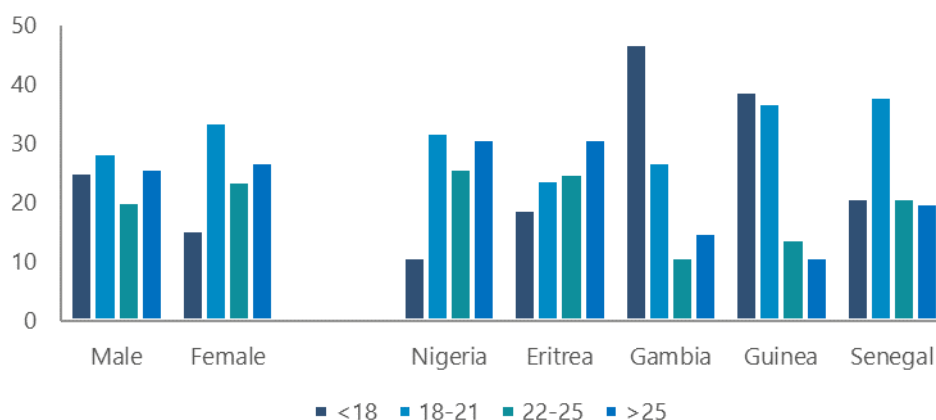


### DEMOGRAPHIC PROFILE

Comparing well to the total arrivals to Italy by sea<sup>2</sup>, men represent the majority of the sample (87%) while women are 13%. Children between 14 and 17 years of age (boys and girls) are 24% of all migrants interviewed.

The average respondent is 22.5 years old. Average age of Gambians (20), Guineans (20) and Senegalese (22) is slightly lower than the average age of Nigerians (24) and Eritreans (24). Interviewed children are almost exclusively men (91%) and are especially present among Gambians (47%) and Guineans (37%), as compared to respondents of other nationalities.

Share (%) of respondents by age - by sex and top 5 nationalities



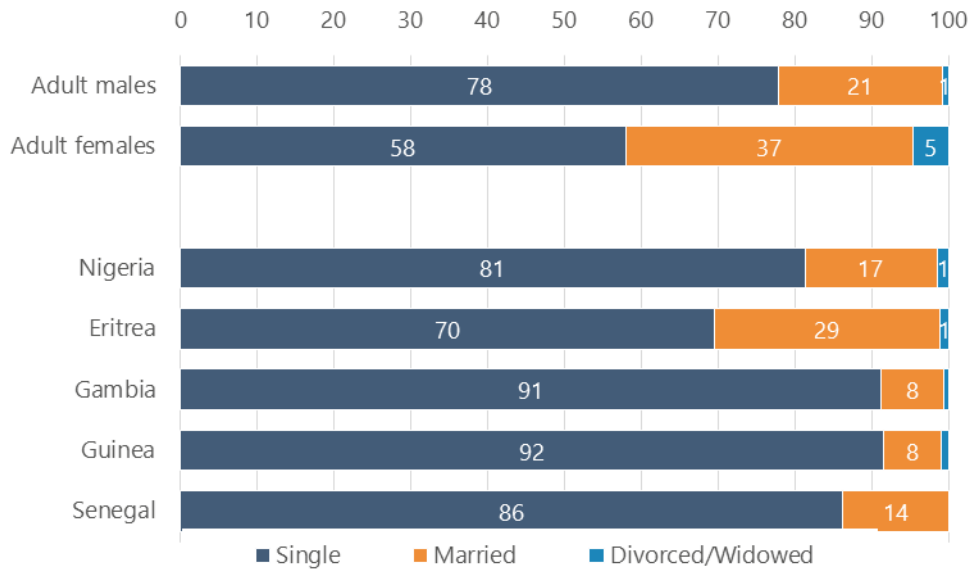
<sup>1</sup> Please refer to <https://unstats.un.org/unsd/methodology/m49/> for the definition of the geographical region.

<sup>2</sup> According to Italy's MOI, arrivals by sea in 2016 were composed by 71% adult males, 13% of adult females and 16% of children.

## MARITAL STATUS

The majority of all interviewees is single (81%). Children reported to be single in almost all cases (99%). Females are more often married than men (32% vs 16%). Eritreans, Nigerians and Senegalese were more likely to be married, as compared to Guineans and Gambians: 29% of Eritreans, 17% of Nigerians and 14% of Senegalese reported being married, as compared to 8% of Guineans and 8% of Gambians.

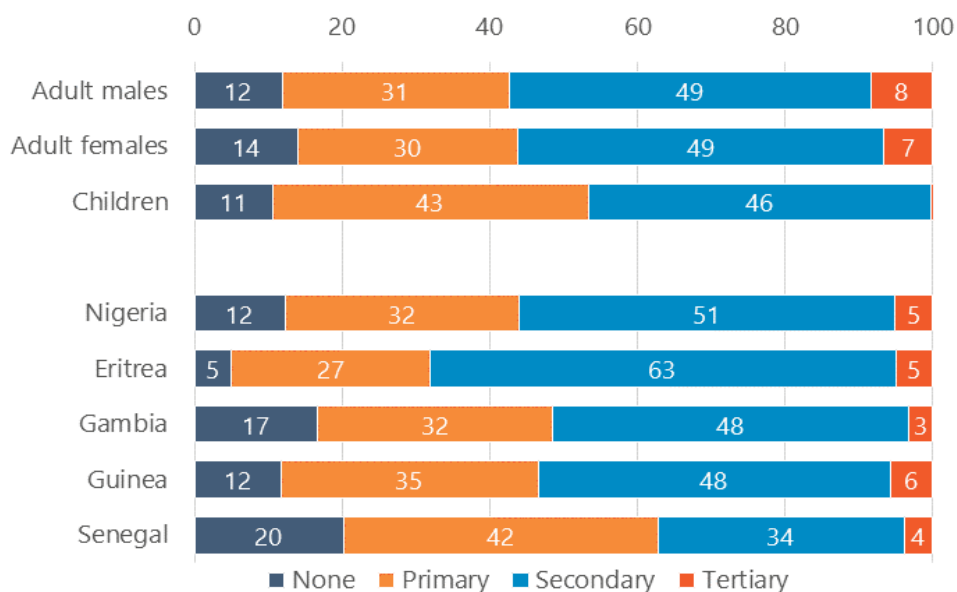
**Civil status (%) - adults by sex and top 5 nationalities**



## EDUCATION AND EMPLOYMENT BEFORE DEPARTURE

Half of the sample (51%) has achieved secondary education, while 32% has primary education and 5% tertiary education. 12% of respondent stated to have no formal education. As for the top 5 nationalities, Nigerians Gambians and Guineans have comparable shares of respondent with secondary education (48-51%), while Senegalese have higher shares of migrants with primary (42%) or no education (20%). Eritrean show the highest education level: 63% reported having obtained secondary level of education, 5% reported tertiary education and only 5% reported not having obtained any formal education.

**Education level (%) - adults by sex, children and top 5 nationalities**

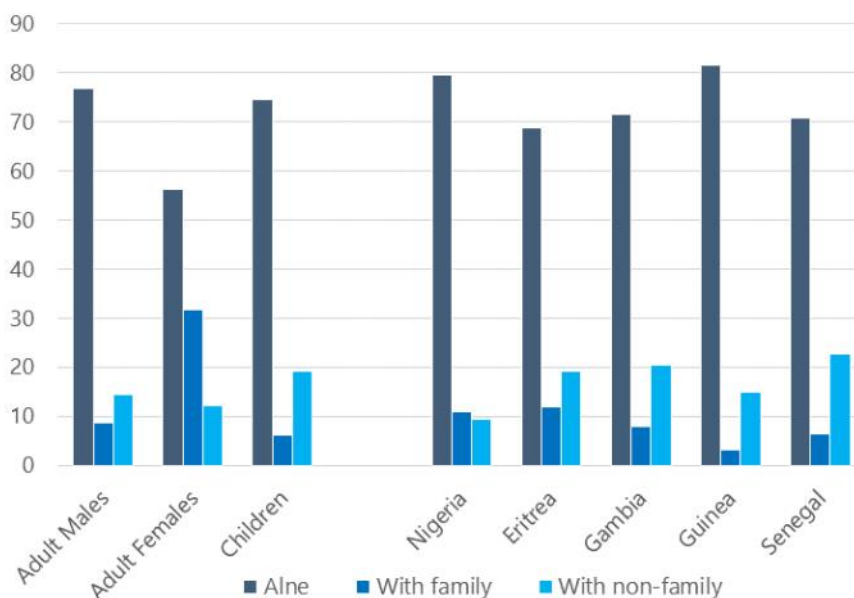


As for employment status before departure, 46% of the sample was employed, 25% reported to be a student and 28% was unemployed at the time of starting the journey. Among those employed, retail and trade, transportation, agriculture and construction were the most commonly reported sectors of activity.

## THE JOURNEY

Adult males are more often traveling alone than adult women (77% vs 56%) and less likely to travel with a family member (9% vs 32%). Only 6% of all children reported to be traveling with a family member. Among top 5 nationalities, the share of those traveling alone is between 71% and 82% for Senegalese, Guineans, Gambians and Nigerians. Guineans are the least likely to travel with a family member (3%). Eritreans traveled alone in a slightly lower 69% of the cases, with a group of non-family members in 19% of the cases and with a family member in 12% of the cases.

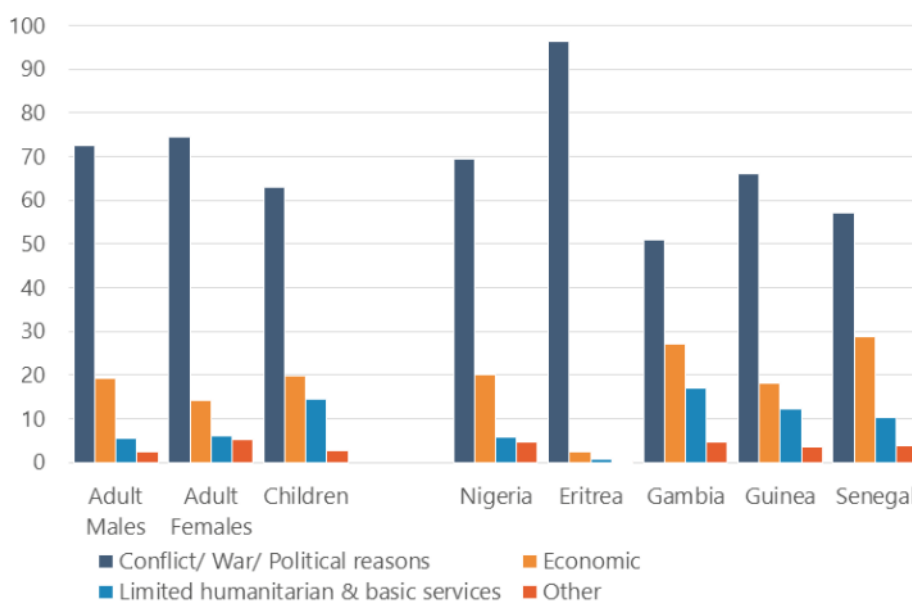
**Travel mode (%) - adults by sex, children and top 5 nationalities**



## REASONS FOR LEAVING

The majority of respondents reported having left their countries of origin or habitual residence because of war, conflict or political reasons. Children reported conflict or war less often than adults (63% vs 73%). Gambians have the lower share for conflict or war as reasons for leaving, as compared to the other top nationalities (51% vs 57% of Senegalese, 69% of Nigerians, 66% of Guineans). Gambians and Senegalese reported economic reasons in 27 and 29% of the cases. The predominant majority of Eritrean respondents (98%) reported war, conflict or political reasons for leaving Eritrea.

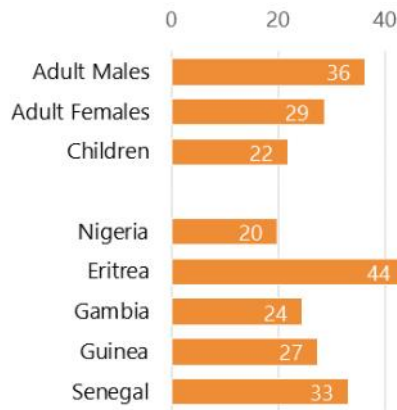
**Reasons for leaving (%) - total and top 5 nationalities**



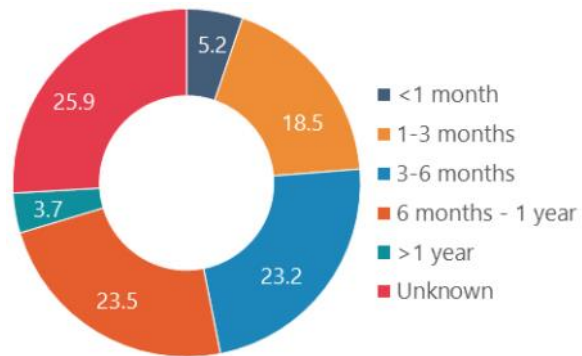
## SECONDARY MIGRATION AND TIME SPENT IN TRANSIT

Almost one third of the total sample engaged in secondary migration, starting the journey towards Europe after having spent 1 year or more in a country different from that of origin. 44% of Eritreans, 33% of Senegalese, 27% of Guineans, 24% of Gambians and 20% of Nigerians mentioned mostly Libya, Sudan, Algeria, Ethiopia, Egypt as country of departure. This happened as the first country of immigration was no longer safe enough and/or the local labour market conditions deteriorated so much that migrants decided to move on to Europe.

**Secondary migration (%) - adults by sex, children and top 5 nationalities**



**Time spent in transit from departure (%) - total sample**

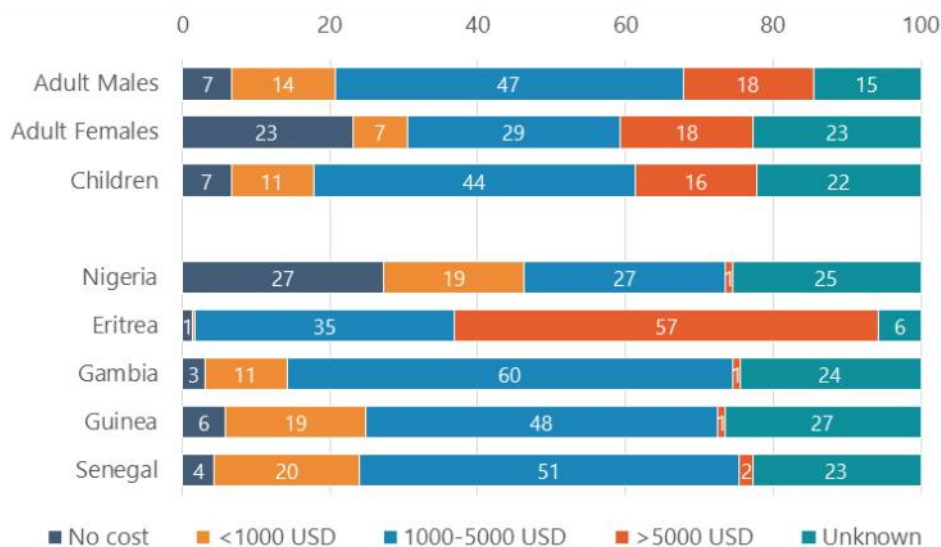


The time spent in transit is calculated from the moment of starting the journey towards Europe: 23% traveled for 3-6 months, 23% spent in transit between 6 months and 1 year and an additional 4% traveled for more than 1 year. Journeys shorter than 1 month were reported by only 5% of all respondents. For a quarter of the sample, total time in transit was not estimated as migrants recorded no transit countries between departure and arrival in Italy (e.g. from Libya, Egypt or Turkey to Italy).

## COST OF THE JOURNEY

The estimated cost of the journey varies across nationalities, sex and age. The majority report to have paid between 1,000 and 5,000 USD (44%). 23% of adult women and 7% of adult men and children report to have not paid for the journey, which is understood in many cases as the possibility of having incurred (consciously or not) in a debt to be repaid upon arrival, through sexual or labour exploitation. The fact of not having paid is also reported by 27% of all Nigerians - men and women - interviewed.

**Cost of the journey (%) - adults by sex, children and top 5 nationalities**



Especially among adult women and West Africans, between 23 and 27% of migrants is not able to provide an estimate of the total cost. This can be understood as the fact of having relied on more than one smuggling service and having paid multiple bribes and additional unexpected expenses at different steps of the journey. Eritreans report the highest cost: 57% of them reported to have paid more than 5,000 USD each.

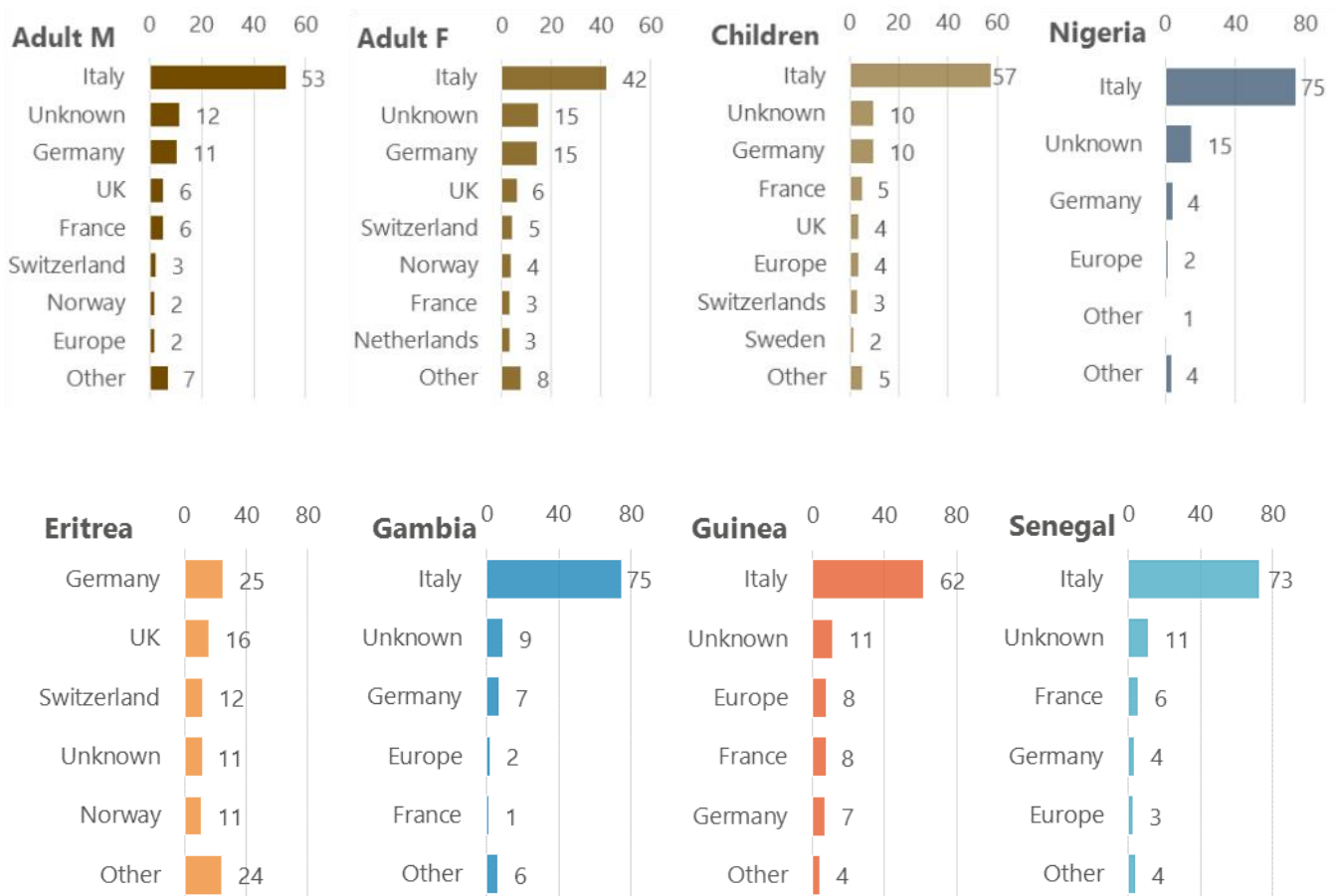
### INTENDED DESTINATION

Approximately half of migrants and refugees interviewed along the Central Mediterranean Route reported Italy as their intended country of destination (53% of adult men, 42% of adult women, 57% of children). Others reported destinations were Germany, the United Kingdom, France, Switzerland, Norway, the Netherlands, Sweden and Europe as whole. Women more than men (15 vs 11%) did not have any specific destination in mind at the time of departure.

Destinations vary among different national groups. Italy is mentioned by the majority of Nigerians (75%), Gambians (75%), Senegalese (73%), and Guineans (62%). Instead, Germany is the first mentioned destination among Eritreans (25%), followed by the United Kingdom (16%), Switzerland (12%), Norway (11%) and other Northern European countries. The share of “unknown”, meaning of migrants with no specific destination in mind at the time of the interview, is similar among all 5 top nationalities (11-15%).

Moreover, the predominant majority of Nigerians (95%), Guineans (90%), Gambians (88%) and Senegalese (84%) reported not having any relatives already residing in the intended country of destination. 16% of all Eritreans reported having first-line relatives and 35% reported having non-first-line relatives already residing in the intended destination country.

Intended country of destination (%) - adults by sex, children and top 5 nationalities



## SECTION II: THE HUMAN TRAFFICKING AND OTHER EXPLOITATIVE PRACTICES PREVALENCE INDICATION MODULE

The Human Trafficking and Other Exploitative Practices Prevalence Indication Module includes six questions used as proxy indicators for potential human trafficking or exploitative practices that the migrants and refugees might have experienced during their journey towards Europe.

The findings provide strong evidence of predatory behavior in the environments through which migrants have to transit on their way towards Europe. A significant proportion of respondents reported direct experiences of abuses, exploitation or practices which may amount to human trafficking. The surveys are fully anonymous and the collected data is not designed to identify victims of trafficking. Rather, they provide strong evidence of the kind of enabling environment within which human trafficking thrives and a picture of the vulnerability of migrant populations in transit.

### RESULTS

- **73%** of all individuals answered “yes” to **at least one** of the trafficking and other exploitative practices questions included in the survey based on their own direct experience. **49%** of respondents responded positively to **at least 2 out of 5 questions**.
- **80%** of individuals who have already spent at least one year in a country that is different to their country of nationality (secondary migration) responded positively to one or more trafficking and other exploitative practices indicators. The rate is 70% among those who did not engage in secondary migration and started the journey to Europe from their origin country. Hence, migrants who make secondary movements after longer transit/expatriation periods are more vulnerable.
- Migrants from Gambia, Ghana, Guinea, Senegal, Ivory Coast have highest rates of positive responses in the sample (90% and above), followed by migrants of other Western African countries and then Bangladeshi, Sudanese, Somali and Eritreans (between 60% and 89%). Other North African migrants interviewed (Morocco, Algeria, Tunisia, Libya, Egypt) are the least likely to answer positively to one or more trafficking and other exploitative practices indicators in the sample.
- Events captured by the five trafficking and other exploitative practices indicators included in the questionnaire are reported to take place mostly in Libya (94% of all cases), followed by Algeria, Sudan, Niger, Egypt, Mali and many others.

### Direct experiences

- **Individuals who were held against their will:** 53% of respondents reported having been held in a location against will, by armed individuals or groups other than any relevant governmental authority. Most reported events fell into the category of kidnapping to obtain a ransom, or of physical restrictions of movement to a closed space by armed individuals. In some cases, migrants reported to have paid smugglers to be hidden from the public space, but were then forced to stay locked up for months, with poor food, water and hygiene. 55% of men and 42% of women reported being held against their will. Libya is the country reported in the vast majority of cases, followed by Egypt, Algeria, Niger, Burkina Faso and Sudan.
- **Individuals who had worked without receiving the expected payment:** 46% of all interviewees reported having worked or provided services during their journey without receiving the expected payment. Migrants often referred to some sort of threat by an armed individual (employer/broker), or unpaid work that was connected with the possibility of being freed from a condition of detention by unofficial armed groups. Indeed, 65% of those reporting not having being paid also reported of having being held against their will. In the vast majority of cases reported unpaid work situations happened in Libya, and to a much lesser extent in Algeria, Sudan, Niger and Egypt.

- **Individuals who were forced to work:** 45% of respondents stated they had been forced to work or perform activities against their will. Nearly all of these events were reported to have taken place in Libya, with few also in Algeria, Niger, Sudan and Egypt.
- **Individuals approached with a work offer:** 8% of the migrants reported having being approached during the journey by someone offering employment. This happened in the majority of cases in Libya, but also in Bangladesh, Algeria, Nigeria and Niger.
- **Individuals offered a marriage arrangement:** around 1% of all respondents reported having been approached with offers of an arranged marriage (for the respondent or for a close family member). This is the only indicator where women were more likely to respond positively than men (2.7% versus 0.5%).

#### Other observed experiences by migrants along the route:

- **Offer of cash in exchange for blood, organs or body parts:** 3.5% of all respondents reported to know of instances where people on the journey have been approached by someone offering cash in exchange for giving blood, 2.6% stated there were instances of cash offered in exchange for organs, and 0.8% for body parts. Overall, 4.4% of all respondents reported to know or to have experienced one of the instances described. Some reported that blood was taken against their will and in a condition of captivity, others that trafficking in organs was known as a possibility to pay one leg of the journey. Libya and Egypt were reported by most, followed by Niger and Sudan.

### PROFILE OF MIGRANTS WHO ANSWERED “YES” TO AT LEAST ONE OF THE TRAFFICKING AND OTHER EXPLOITATIVE PRACTICES QUESTIONS

- **Nationality:** the highest rates of positive responses are among migrants from Ghana, Gambia, Ivory Coast, Guinea and Senegal (between 90 and 93%), followed by migrants from Bangladesh and Mali (above 85%), Nigerians and Somalis (more than 70%).
- **Age:** more than half of all positive responses (56%) come from migrants between 18 and 26 years of age, with the mean age of those responding positively being 23 and the median age 21. On average, adults and children (aged 14-17) show similar shares of positive responses (73% vs 75%).
- **Sex:** on average, the share of positive responses is higher for men (76%) than for women (52%). The difference between men and women is particularly striking in the case of work without pay (51% versus 12%) and in the case of forced work (49% versus 19%), while it is smaller in the case of being kept against will (55% versus 42%). A noticeable exception is that of offers of an arranged marriage, which is reported by 2.7% of interviewed women and by 0.5 % of men.
- **Travelling mode:** migrants travelling alone responded positively more often (75%) than those travelling with non-family members (73%); migrants travelling with at least one family member reported a positive response in 59% of the cases. Migrant women are more likely to travel with a family member than men (30% versus 7%).
- **Length of the journey:** longer journeys are associated with an higher rate of positive responses to at least one of the trafficking and other exploitative practices indicators. 84% of those who spent more between 6 months and 1 year in transit responded positively, while those who travelled for less than 1 month responded positively in 28% of the cases.
- **Secondary migration:** 80% of migrants who have spent more than a year in a country different from that of origin, before starting the journey towards Europe (secondary migration) have higher rates of positive responses than the rest of the sample (70%). These migrants initially thought to settle and work in countries like Libya, Egypt, Sudan, Algeria before they decided to move on because of difficult labour market conditions and/or increase in violence and instability in the country. Around 65% of all those who engaged in secondary migration, spent more than 1 year in Libya before leaving to Europe.



## SECTION III: METHODOLOGY

### THE SURVEY

The **baseline Module** of the survey is designed to capture the socioeconomic background of respondents, the routes that they have taken, their region of origin within their last country of habitual residence, their reasons for leaving their last country of habitual residence, what their intended country of destination is, and who they are travelling with.

The **Human trafficking and other exploitative practices indication Module** includes the proxy indicators designed to capture information about whether or not the respondent has, during their journey:

- Worked or performed activities without getting the expected payment
- Been forced to perform work or activities against will
- Been approached by someone offering employment
- Been approached by someone offering an arranged marriage (for the respondent or anyone in the family)
- Been kept at a certain location against will by individuals or groups other than the authorities
- Been aware of instances where migrants/refugees *en route* had been approached by people offering cash in exchange for blood, organs, or other body parts.

The respondent is also asked a follow-up question about whether that same event/ incident applies to any of his or her family members travelling with him or her on the journey. This allows to distinguish between direct experiences of the respondent and prevalence of overall experiences of migrants and refugees on the route. As men are more likely to be interviewed, the question on arranged marriages is asked for direct and close experiences.

The surveys provide strong evidence of the kind of enabling environment within which trafficking and associated forms of exploitation and abuse thrive, as well as a picture of the vulnerability of migrant populations and the risks they face. If, while conducting the survey, interviewers come across people with urgent protection needs, these are referred directly to the relevant protection actor.

### SAMPLING

The survey in Italy was conducted in around **40 entry and transit points** in Sicily, Apulia and Calabria, including the 4 hotspots operating in the country (Lampedusa, Trapani, Pozzallo and Taranto). The hotspots are first reception facilities with high capacity for the purpose of identification and registration of migrants soon upon arrival. Respondents are approached in an individual way by IOM data collectors. Interviews are voluntary and fully anonymous. The surveys were translated into Arabic, Dari, English, French, Farsi, Kurdish, Italian, Pashtu, Somali, Tigrinya and Urdu and a gender balance among data collectors was applied. Data collection was done using the online platform ODK, data cleaning, consolidation and analysis were done with the statistical software Stata.

The sample is composed of non-European migrants traveling via the Central Mediterranean Route and aged 14 or more. No target for specific nationalities was applied, but migrants had to have arrived in Italy during 2016. Sampling is hence not random and selection biases may arise in relation to the place of the interviews, language, nationalities, age and sex. Indeed, the final sample over-represent children (24% in the sample, 15% of total arrivals by sea in 2016) but fairly represent adult women (14% in the sample, 13% of all disembarked in 2016).

Women are less likely to provide a positive response to one of the indicators of exploitative practices: this can be explained by the fact that women are less likely to be traveling alone, are more likely to be traveling with at least one close family member, and that are less willing to share sensitive experiences than men on average.