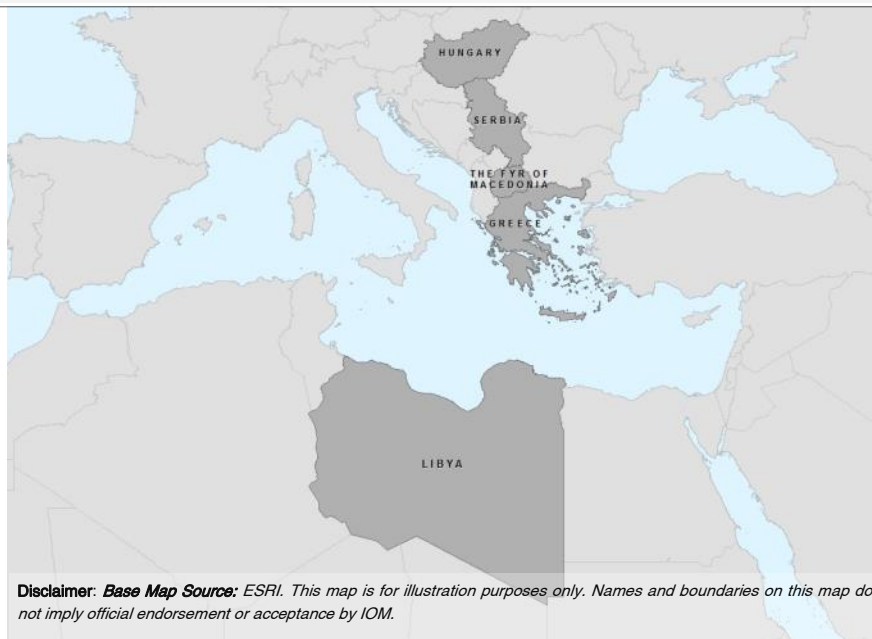


**605** INTERVIEWS WITH ADOLESCENT YOUTH BETWEEN 15 AND 18 YEARS WERE CONDUCTED IN THE PERIOD FROM 9 OCTOBER 2015 TO 19 JUNE 2016 BY IOM IN THE FORMER YUGOSLAV REPUBLIC OF MACEDONIA, GREECE, HUNGARY, CROATIA, SERBIA, SLOVENIA AND LIBYA

## Contents

- [About DTM's Flow Monitoring Surveys](#)
- [Methodology](#)
- [General Trends](#)
- [Interview form](#)



Visit IOM's interactive map to view data on flows: [migration.iom.int/europe](http://migration.iom.int/europe)

## Flow Monitoring Data Analysis Overview

Between 9 October 2015 and 30 June 2016 IOM field staff in Greece, the Former Yugoslav Republic of Macedonia, Croatia, Serbia, Slovenia, Hungary and Libya conducted interviews with 11,031 migrants and refugees. The aforementioned survey was adapted to capture more qualitative data pertaining to the current situation of migrants and refugees stranded in the Western Balkan route.

This week's report focuses on providing an analysis on adolescent youth between the ages of 15 and 18. The analysis includes a sample of 605 respondents interviewed during this period. Afghan, Syrian, Iraqis, Pakistanis and Moroccan youth comprise 96% of the respondents' surveyed. Key metrics dealing with push/pull factors – i.e. reasons for leaving, relatives in destination country – were chosen to capture the travel intentions and conditions of migrants and refugees.

The surveys were taken with respondents' consent, as well with the consent of their parents/guardians. The analysis also includes comparison between the responses to the survey provided by youth and adults.

### INTERNATIONAL ORGANIZATION FOR MIGRATION


#### CONTACTS

Media  
 Displacement Tracking Matrix  
[migration.iom.int](http://migration.iom.int)  
 +41.22.7179.271

✉ [mediahq@iom.int](mailto:mediahq@iom.int)  
 ✉ [dtmsupport@iom.int](mailto:dtmsupport@iom.int)  
 🐦 [@IOM\\_News](https://twitter.com/IOM_News)



IOM Information Gathering activities are supported by:

 Schweizerische Eidgenossenschaft  
 Confédération suisse  
 Confederazione Svizzera  
 Confederaziun svizra

State Secretariat for Migration SEM



## Methodology

This survey is conducted amongst migrants and refugees as they transit from Greece through the Western Balkan Route to Slovenia, in locations of entry, transit, and exit where IOM already has a presence and assists with other activities, such as registration, referrals, or orientation. The questionnaire contains 16 multiple choice questions translated into Arabic, Dari, Pashtu, Urdu, French and Farsi. Respondents are approached in an ad hoc manner by IOM field staff, with those who give their consent to be interviewed proceeding with the remainder of the questions. This may constitute a selection bias, since those willing to respond tend to be young adult males who are confident enough to be interviewed in a public space, and who speak some English. Not all locations where interviews are conducted dispose of translators, and although the interview forms are translated, in practice many interviews are by necessity initiated by field staff striking up a basic conversation in English. Therefore, the sample obtained with this technique is not statistically representative of the migrant population because the individuals in the sample are not selected using a systematic random sampling technique with a pre-existing framework.

This, however, has allowed DTM to accumulate a vast number of interviews in a short space of time. Although this sample cannot be considered statistically representative on its own, the dataset can be further analysed within the group (i.e., Syrian adult female or Afghan young male population etc.) once a sufficient number of interviews per group of interest become available. The survey also enables the identification of interesting trends worthy of further investigation, and the findings can be compared with other sources of information for a fuller picture. For a comprehensive overview of these mixed migration flows, this analysis should be read in conjunction with DTM's bi-weekly flows compilation, which provides an overview of migration flow trends and developments in countries of first arrival and other countries along the migratory route in Europe. The data on registered arrivals is collated by IOM through consultations with ministries of interior, coast guards, police forces, and other relevant national authorities.

## About DTM's Flow Monitoring Surveys

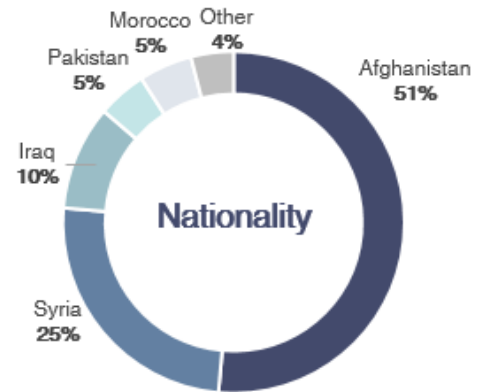
This report contains the findings of IOM's Displacement Tracking Matrix (DTM) from surveys conducted between 09 October 2015 and 30 June 2016. This research started in October 2015, and is being conducted within the framework of IOM's research on populations on the move through the Mediterranean and Western Balkan Routes to Europe. This round of surveys has been carried out by IOM field staff in Greece, the former Yugoslav Republic of Macedonia, Croatia, Slovenia, Serbia, Hungary, and Libya.

The survey gathers information about migrants' profiles, including age, sex, areas of origin, levels of education, key transit points on their route, cost of journey, motives, and intentions. Responses are analysed by nationality rather than based on where the interviews were conducted for two reasons: the populations moving through these countries are moving relatively quickly or staying in these places for a shorter period of time, and can therefore be considered part of the same "flow", and the same interview questions are used in all locations. Therefore, information on where interviews have been conducted (the map above) is presented for operational purposes rather than for the purposes of analysis.

## General trends

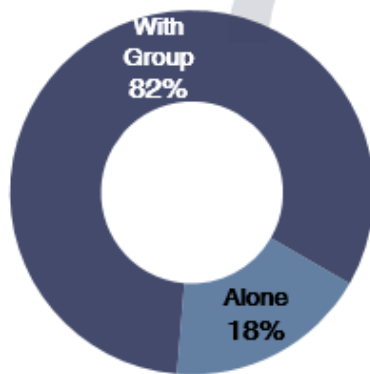
### Demographics

The average respondent was 16 years old. The majority of respondents were male (83%). Out of the total sample of 651 individuals, 51% were Afghans, 25% - Syrians, 10% - Iraqis, 5% - Pakistanis, 5% - Moroccans, and 4% - other nationalities.

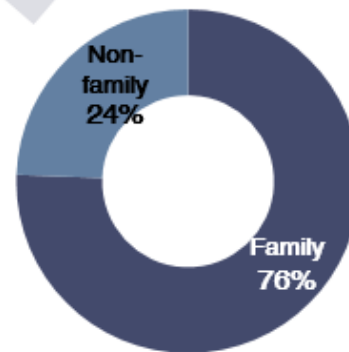


82% of adolescent youth were travelling with a group, while 18% reported travelling alone. Out of 82% of individuals travelling with a group, 76% reported travelling with family, while 24% reported travelling with non-family members. The majority (46%) of youth travelling with family reported travelling with parents only.

The majority of respondents were travelling with a group



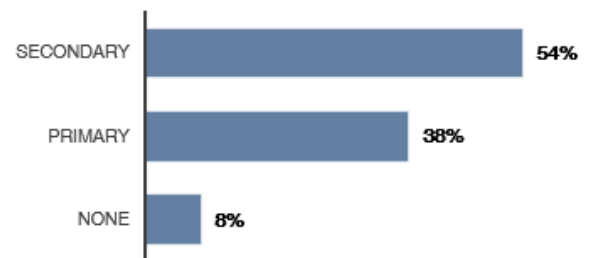
Out of 82% of those travelling with a group, the majority were travelling with family members



### Education

54% of respondents reported having obtained high school education, while 38% reported having obtained primary education, 8% reported not having obtained any formal level of education.

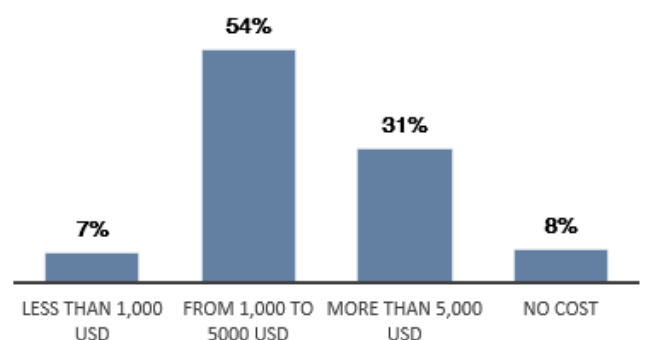
Levels of Education



### Cost of Journey

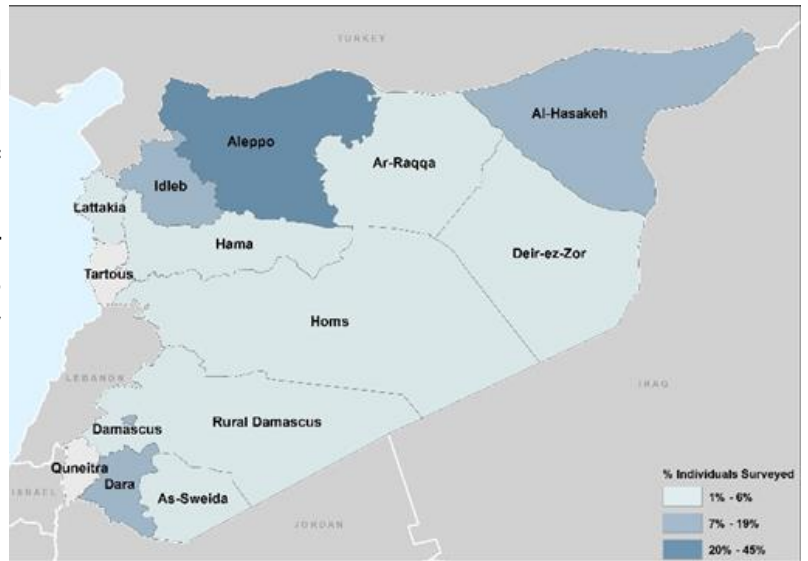
The majority of youth (54%) reported the estimated cost of their journey from 1,000 to 5,000 USD per person, while 31% reported paying more than 5,000 USD for the journey and 7% reported paying less than 1,000 USD. 8% reported "no cost".

Percentage of individuals and amount of money spent on the journey



## Countries, Governorates of Departure and Transit Routes: Syrians

The majority of youth respondents (94%) reported leaving from Syria. Among those 94% Syrians, 31% reported departing from the governorate of Damascus, 29% from Aleppo, 7% from Homs, 5% from Deir-es-Zor and the remainder from other governorates within Syria. The remaining 6% reported departing from other countries, notably Turkey, Lebanon, and Jordan.



Governorates of departure within Syria

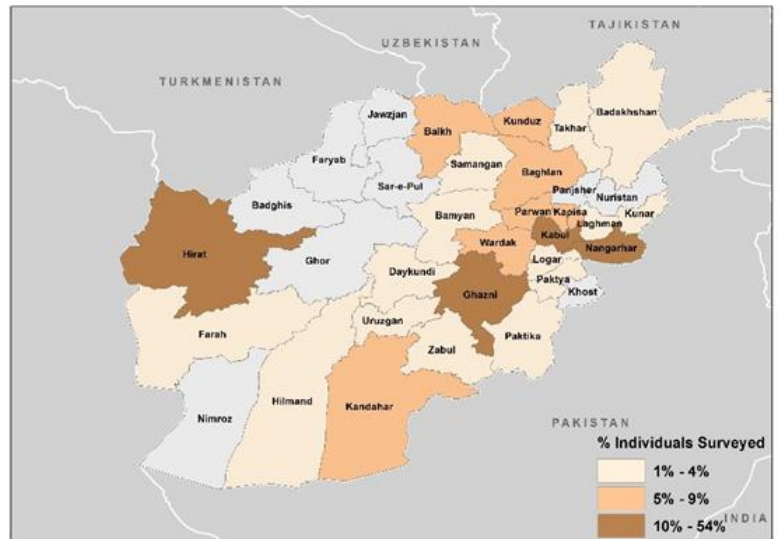
The map below shows the popular routes youth respondents took to reach Europe and proceed onto their intended country of destination. The majority of migrants and refugees travelled through the same or similar countries. 76% of Syrian respondents travelled through Turkey, and Greece, followed by the Western Balkans. The remaining 24% did not accurately report their journeys across the transit countries they went through, therefore, the route they used remains unclear. The majority of respondents reported travelling from Turkey to Greece by boat, and walking from their arrival point to location they got surveyed. The average number of days for this route was 23 days, with a median of 13 days.



Transit routes of Syrian respondents

## Countries, Governorates of Departure and Transit Routes: Afghans

The predominant majority of respondents (92%) reported departing from Afghanistan. Among those 92% Afghans, 40% reported departing from the province of Kabul, 9% from Nangarhar, 8% from Kapisa, another 5% from Ghazni, and the remainder from other provinces within Afghanistan. The other 8% reported departing from other countries, notably Iran and Turkey.



Provinces of departure within Afghanistan

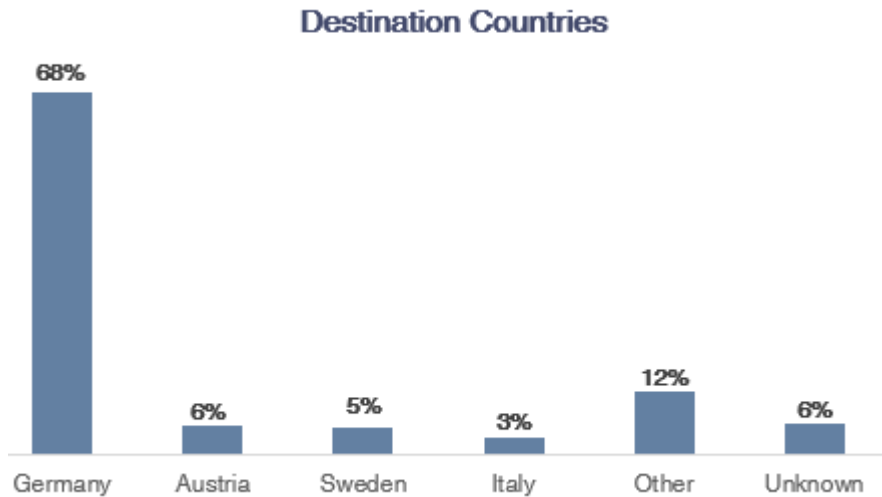
The map below shows the popular routes Afghans respondents took to reach Europe and proceed onto their intended country of destination. The majority of migrants and refugees travelled through the same or similar countries. 59% of the Afghan respondents travelled through Iran, Turkey, and Greece, followed by the Western Balkans. The majority of respondents reported travelling from Iran to Turkey by land, Turkey to Greece by boat, and walking from their arrival point in Greece to location they got surveyed. The average number of days for this route was 31 days, with a median of 21 days. Another 21% reported travelling through Iran, Turkey, followed by Bulgaria and the Western Balkans. The average number of days for this route was 44 days, with a median of 44 days. 12% of the respondents reported travelling through Pakistan, Iran, Turkey, followed by Bulgaria and the Western Balkans. The remaining 8% did not accurately report their journeys across the transit countries they went through, therefore, the route they used remains unclear.



Transit routes of Afghan respondents

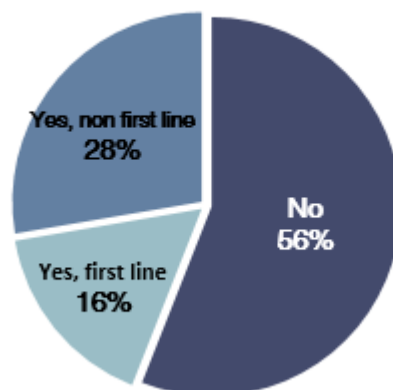
## Destination Countries

Majority of youth surveyed (68%) reported Germany as the country of their final destination, 6% - Austria, 5% - Sweden, 3% - Italy, 12% - other countries.



Moreover, the majority of youth reported not having relatives at the destination countries. 28% of the youth surveyed reported having non-first line relatives at the destination countries, and 16% - first line relatives. Out of those 44% of the respondents who had relatives at the destination countries, 46% reported that their relatives had been at the destination countries more than 1 year, 23% - less than 6 months, another 23% - from 6 months to one year, and 9% did not provide any information.

## Relatives at the destination country






## Comparison between youth and adults

This section provides comparison between respondents aged 15 — 18 years and respondents over 18 years old. The latter group consists of a sample of 10,380 individuals surveyed since October 2015 till date.

### Journey

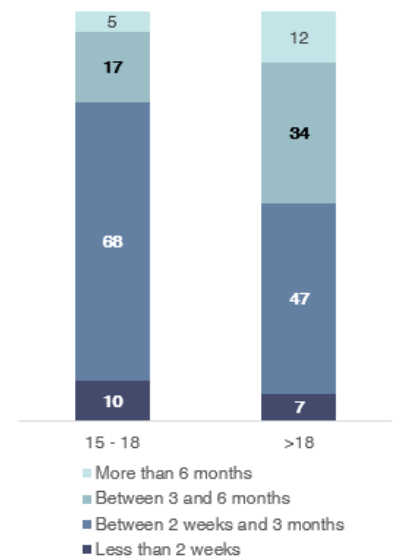
31% of youth respondents reported paying more than 5,000 USD for the journey, as compared to 12% of adults. Respondents over 18 years old comprised larger group of respondents who reported paying between 1,000 USD and 5,000 USD for their journey.

Percentage of youth/adults and cost of journey



Percentage of youth/adults who left country of origin...

68% of youth reported leaving country of origin between 2 weeks and 3 months ago, as compared to 47% of adults. 34% of adults reported leaving countries of origin between 3 and 6 months ago, as compared to 17% of youth. Moreover, adults comprised a larger proportion of the respondents who left countries of origin 6 months ago. 12% of adults reported leaving countries of origin 6 months ago versus 5% of adults.



### Destination Countries

56% of youth reported not having any relatives at the destination country, as compared to 46% of adults. Adults were more likely to have relatives (first-line and non-first line) at the destination countries.

Percentage of youth/adults with relatives at the destination countries

