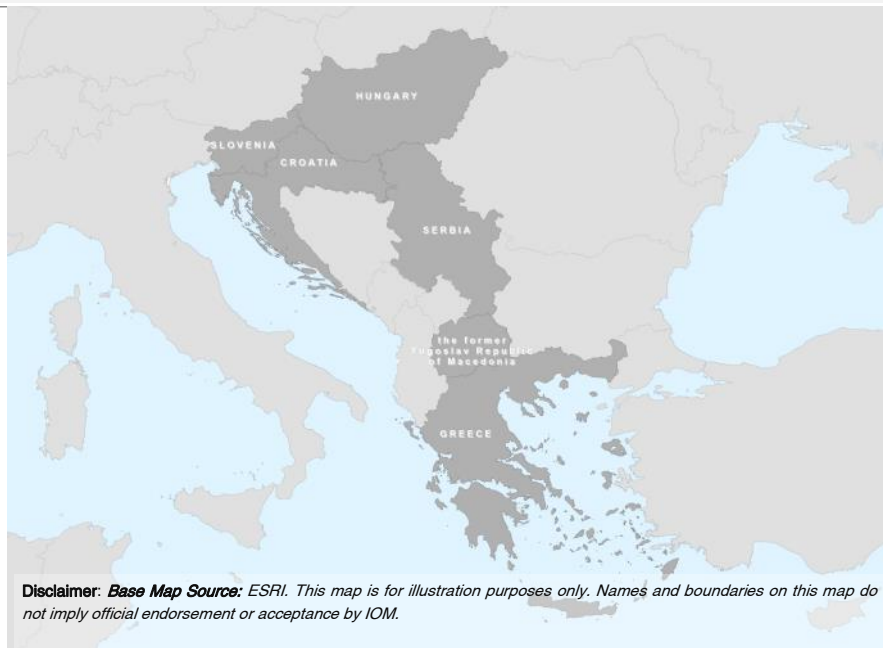


**474** INTERVIEWS OF **IRANIAN AND PAKISTANI MIGRANTS** CONDUCTED TO DATE BY IOM IN CROATIA, THE FORMER YUGOSLAV REPUBLIC OF MACEDONIA, SLOVENIA, GREECE, SERBIA AND HUNGARY

## Contents

- [About DTM's Flow Monitoring Surveys](#)
- [Methodology](#)
- [Overview](#)
- [Iranians](#)
- [Pakistanis](#)
- [Annex: Interview form](#)



Visit IOM's interactive map to view data on flows: [migra-](#)

## About DTM's Flow Monitoring Surveys

This report contains the findings of IOM's Displacement Tracking Matrix (DTM) from surveys conducted between 08 October 2015 and 4 April 2016. This research is ongoing, and is being conducted within the framework of IOM's research on populations on the move through the Mediterranean and Western Balkan Routes to Europe. The survey has been carried out by IOM field staff in Croatia since October 2015, with the same survey interviews more recently also being conducted by field staff in Greece, the former Yugoslav Republic of Macedonia, Serbia, Hungary, and Slovenia.

The survey gathers information about migrants' profiles, including age, sex, areas of origin, levels of education, key transit points on their route, cost of journey, motives, and intentions. Responses are analysed by nationality rather than based on where the interviews were conducted for two reasons: the populations moving through these countries are moving very quickly, and can therefore be considered part of the same "flow", and the same interview questions are used in all locations. Therefore, information on where interviews have been conducted (the map above) is presented for operational purposes rather than for the purposes of analysis.

### INTERNATIONAL ORGANIZATION FOR MIGRATION

#### CONTACTS

##### Media

Displacement Tracking Matrix

[migration.iom.int](http://migration.iom.int)

+41.22.7179.271

✉ [mediahq@iom.int](mailto:mediahq@iom.int)

✉ [dtmsupport@iom.int](mailto:dtmsupport@iom.int)

🐦 [@IOM\\_News](https://twitter.com/IOM_News)



IOM Information Gathering activities are supported by:



Schweizerische Eidgenossenschaft  
Confédération suisse  
Confederazione Svizzera  
Confederaziun svizra

State Secretariat for Migration SEM



## Methodology

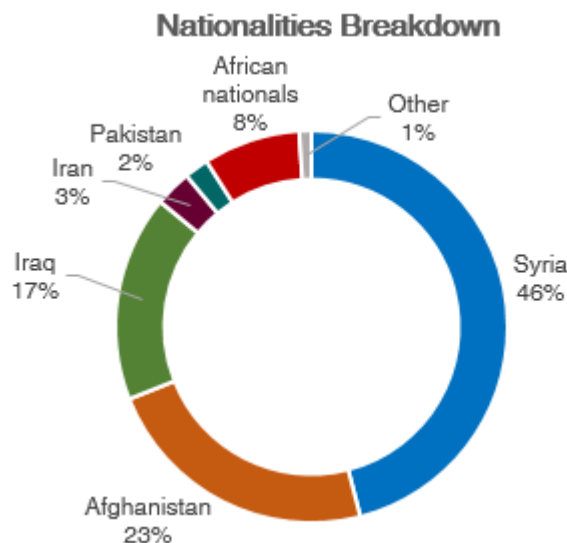
This survey is conducted amongst migrants and refugees as they transit from Greece through the Western Balkan Route to Slovenia, in locations of entry, transit, and exit where IOM already has a presence and assists with other activities, such as registration, referrals, or orientation. The questionnaire contains 16 multiple choice questions translated into Arabic, Dari, Pashtu, Urdu, French and Farsi. Respondents are approached in an ad hoc manner by IOM field staff, with those who give their consent to be interviewed proceeding with the remainder of the questions. This may constitute a selection bias, since those willing to respond tend to be young adult males who are confident enough to be interviewed in a public space, and who speak some English. Not all locations where interviews are conducted dispose of translators, and although the interview forms are translated, in practice many interviews are by necessity initiated by field staff striking up a basic conversation in English. Therefore, the sample obtained with this technique is not statistically representative of the migrant population because the individuals in the sample are not selected using a systematic random sampling technique with a pre-existing framework.

This, however, has allowed DTM to accumulate a vast number of interviews in a short space of time. Although this sample cannot be considered statistically representative on its own, the dataset can be further analysed within the group (i.e., Syrian adult female or Afghan young male population etc.) once a sufficient number of interviews per group of interest become available. The survey also enables the identification of interesting trends worthy of further investigation, and the findings can be compared with other sources of information for a fuller picture. For a comprehensive overview of these mixed migration flows, this analysis should be read in conjunction with DTM's weekly flows compilation, which provides an overview of migration flow trends and developments in countries of first arrival and other countries along the migratory route in Europe. The data on registered arrivals is collated by IOM through consultations with ministries of interior, coast guards, police forces, and other relevant national authorities.

## Flow Monitoring Data Analysis Overview

Between **8 October 2015 and 4 April 2016** IOM field staff in Greece, the former Yugoslav Republic of Macedonia, Croatia, Slovenia and Hungary amassed interviews with **8,987** migrants and refugees, of which **135** people were interviewed over the week from **28 March – 4 April 2016**. Individuals of Syrian, Afghan, Iraqi, nationalities comprised 86% of all respondents. The analysis for those three nationalities can be viewed in the report from two weeks ago. Read [here](#). The analysis for Algerians and Moroccans can be viewed in the report from last week. Read [here](#).

This week's report focuses on providing analysis on **Iranian and Pakistani** respondents who comprise **5%** of all respondents.

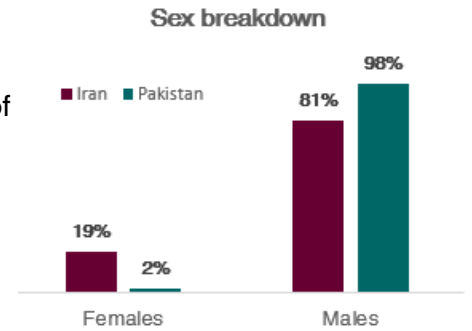


Between **8 October 2015 and 4 April 2016**, **297** respondents of **Iranian** nationality and **177** respondents of **Pakistani** nationality were surveyed in Greece, Croatia, the former Yugoslav Republic of Macedonia, Slovenia, Serbia and Hungary. The following sections provide analysis on these two groups of nationalities.

## Overview: Iranians and Pakistanis

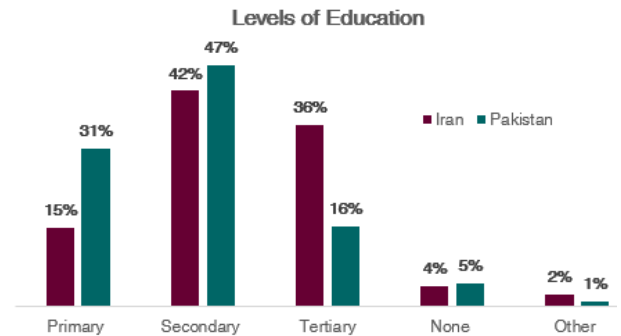
### Demographics

Males comprised a larger proportion of Pakistani respondents. **98%** of Pakistanis were males, as compared to **81%** of Iranians.



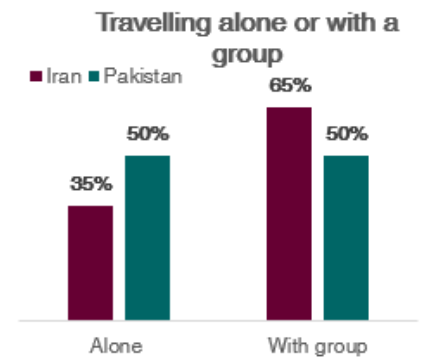
### Education

Iranian respondents obtained a higher level of education than Pakistani respondents. **36%** of Iranians reported having obtained tertiary education, compared to **16%** of Pakistanis. However, **31%** of Pakistanis obtained primary levels of education, versus **16%** of Iranians.



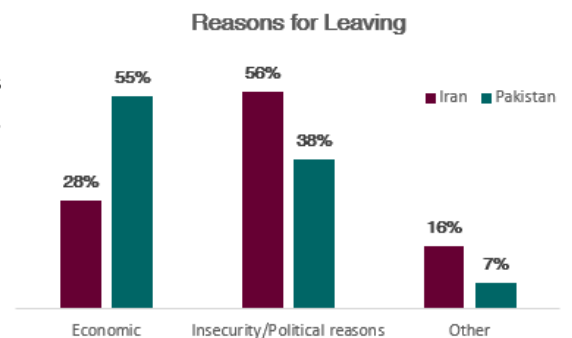
### Travelling along the route

Iranians seem to travel more in groups, as compared to Pakistanis. **65%** of Iranians were travelling with a group, versus **50%** of Pakistanis.



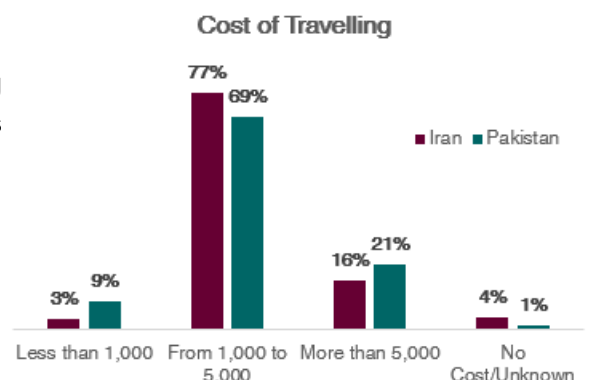
### Reasons for leaving

Pakistanis comprise a larger proportion of respondents reporting economic reasons (**55%**), as compared to Iranian respondents (**28%**). **56%** of Iranians reported insecurity or political reasons as reasons for leaving, versus **38%** of Pakistanis.



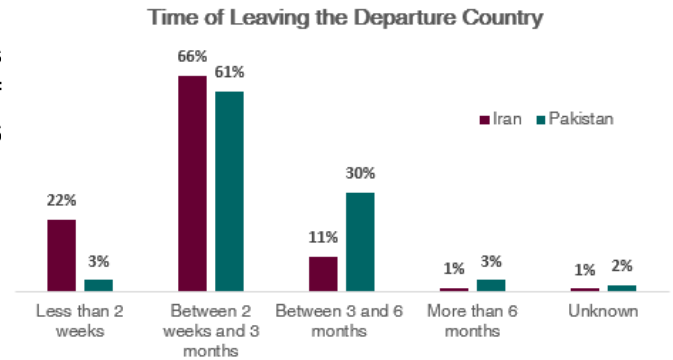
### Cost of Journey

Iranians comprise a larger proportion of individuals (**77%**) paying from 1,000 to 5,000 USD on the journey, compared to Pakistanis (**69%**). **21%** of Pakistanis reported paying more than 5,000 USD, versus **16%** of Iranians.



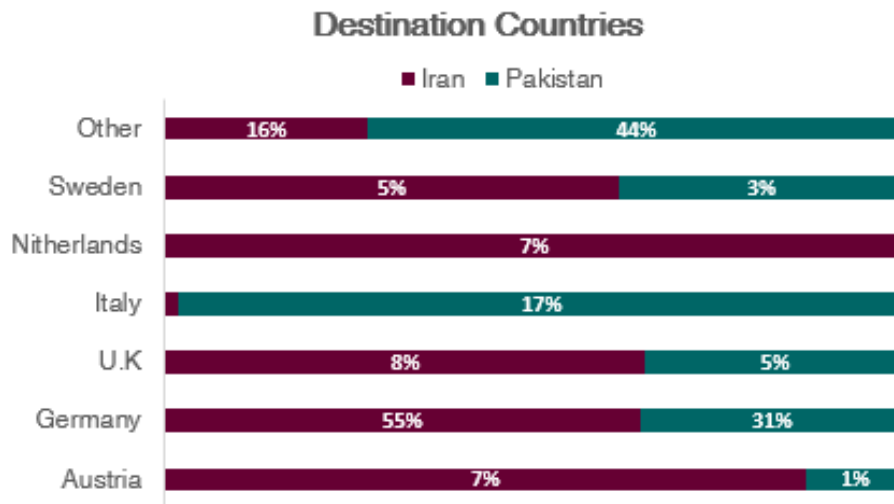
### Time of Leaving the Departure Country

66% of Iranians left the departure country between 2 weeks and 3 months, as compared to Pakistanis (61%). 30% of Pakistanis left the departure country between 3 and 6 months ago, versus 11% of Iranians.



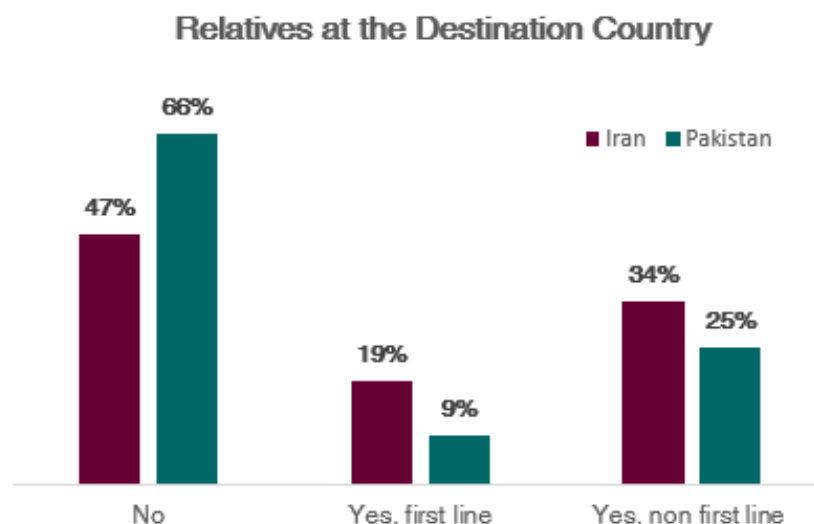
### Destination Countries

Among both nationalities Germany was the most popular destination country. Although, Germany was more popular destination country among Iranian respondents. 55% of Iranians reported Germany as their intended country of destination, versus 31% of Pakistanis. Furthermore, 17% of Pakistani respondents reported Italy as their destination country, while only around 1% of Iranians reported Italy as destination country. 7% of Iranians reported Sweden as the destination country and 8% reported United Kingdom as the destination country.



### Relatives at the Destination Countries

Pakistanis seem to have less relatives at the destination countries. 66% of Pakistani respondents reported not having any relatives at the destination countries, compared to 47% of Iranian respondents. 34% of Iranians reported having first-line relatives at the destination countries, versus 25% of Pakistanis.

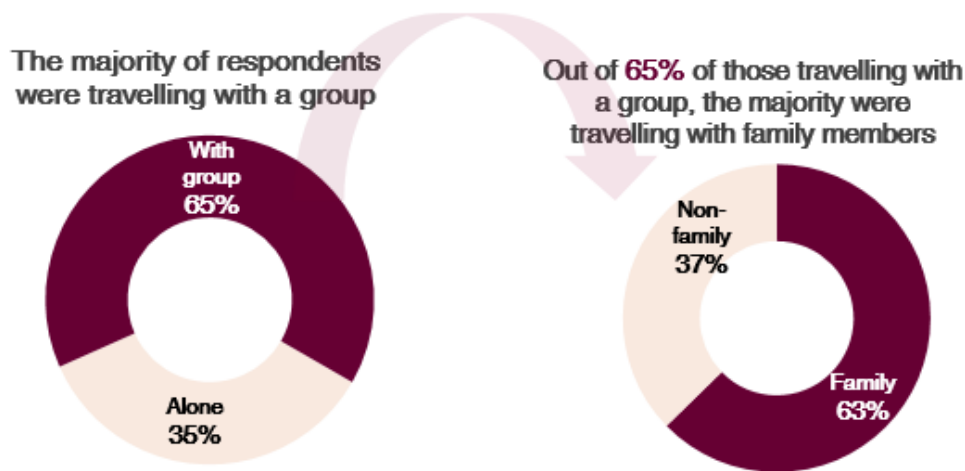


## Iranians

Between 8 October 2015 and 4 April 2016, **297** respondents of **Iranian** nationality were surveyed in Greece, Croatia, the former Yugoslav Republic of Macedonia, Slovenia, Serbia and Hungary. This constitutes **3%** of the total number of respondents surveyed by IOM teams.

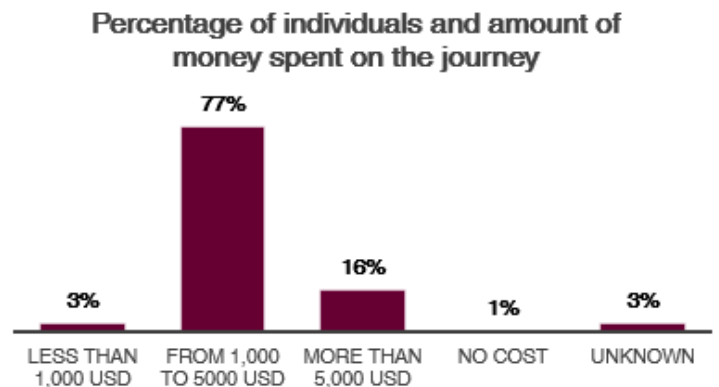
### Demographics: Iranians

The average Iranian respondent was **29** years old. The majority of respondents were **male (81%)**. **65%** of Iranian respondents were travelling with a group, while **35%** reported travelling alone. Out of **65%** of individuals travelling with a group, **63%** reported travelling with **family**, while **37%** reported travelling with **non-family** members. Furthermore, women tend to travel more in groups as compared to men. **89%** of **women** were travelling in **groups**, versus **59%** of **men**.



### Cost of Journey: Iranians

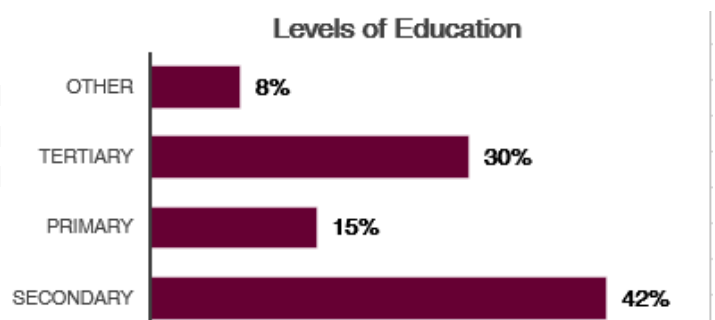
The majority of the individuals (**77%**) reported the estimated cost of their journey **from 1,000 to 5,000 USD** per person, while **16%** reported paying **more than 5,000 USD** for the journey and **3%** reported paying less than **1,000 USD**.



Furthermore, **45%** of respondents who left their countries of origin **between 3 and 6 months ago** reported paying more than **5,000 USD** for the journey. **78%** of those respondents who left **between 2 weeks and 3 months** reported paying **from 1,000 to 5,000 USD** for the journey.

### Levels of Education: Iranians

**30%** of respondents reported having obtained **tertiary education**, while **42%** reported having obtained a **high school education**, **15%** reported having obtained **primary school level education**.



## Country of Departure: Iranians

The predominant majority of respondents (**94%**) reported departing from Iran. Among those **94%** Iranians, **40%** reported departing from the province of Tehran, **11%** from Fars, **8%** from Isfahan, another **8%** from Khuzestan, and the remainder from other provinces within Iran. The other **6%** reported departing from other countries, notably Turkey (**3%**).

Furthermore, **56%** of the Iranian respondents reported fleeing the country due to **insecurity or political reasons**. Another **28%** reported migrating for **economic** reasons. Lastly, **16%** of the respondents reported leaving the country for several **other** reasons and factors.



Provinces of departure within Iran



Transit routes of Iranian respondents

The map above shows the popular routes Iranian respondents took to reach Europe and proceed to their intended country of destination. The majority of migrants and refugees travelled through the same or similar countries. This variable is affected by the locations where interviews took place. **86%** of the Iranian respondents travelled through Turkey, and Greece, followed by the Western Balkans. The average number of days for this route was **17.3 days**, with a median of **9 days**. The **remaining 16%** did not accurately report their journeys across the transit countries they went through, therefore, the route they used remains unclear.

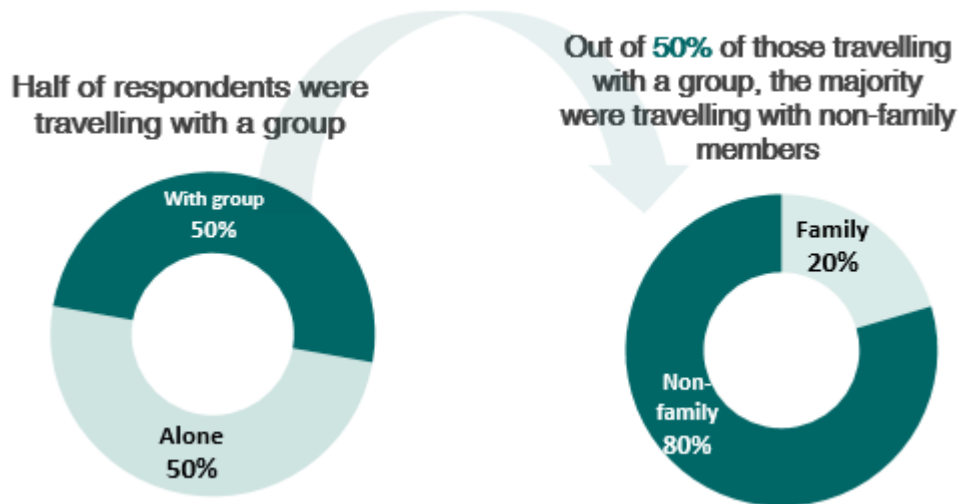


## Pakistanis

Between 8 October 2015 and 4 April 2016, **177** respondents of **Pakistani** nationality were surveyed in Greece, Croatia, the former Yugoslav Republic of Macedonia, Slovenia, Serbia and Hungary. This constitutes **2%** of the total number of respondents surveyed.

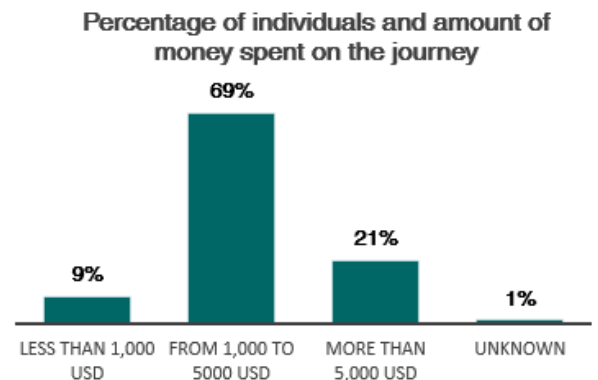
### Demographics: Pakistanis

The average Pakistani respondent was **27** years old. The predominant majority of respondents were **male (98%)**. Half of respondents were travelling alone, while another half reported travelling with a group. Out of **50%** of individuals travelling with a group, **20%** reported travelling with **family**, while **80%** reported travelling with **non-family** members.



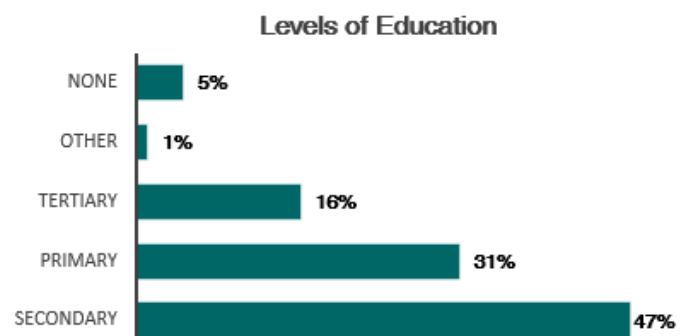
### Cost of Journey: Pakistanis

The predominant majority of the individuals (**69%**) reported the estimated cost of their journey **from 1,000 to 5,000 USD** per person, while **9%** reported paying **less than 1,000 USD** for the journey and **21%** reported paying more than **5,000 USD**.



### Levels of Education: Pakistanis

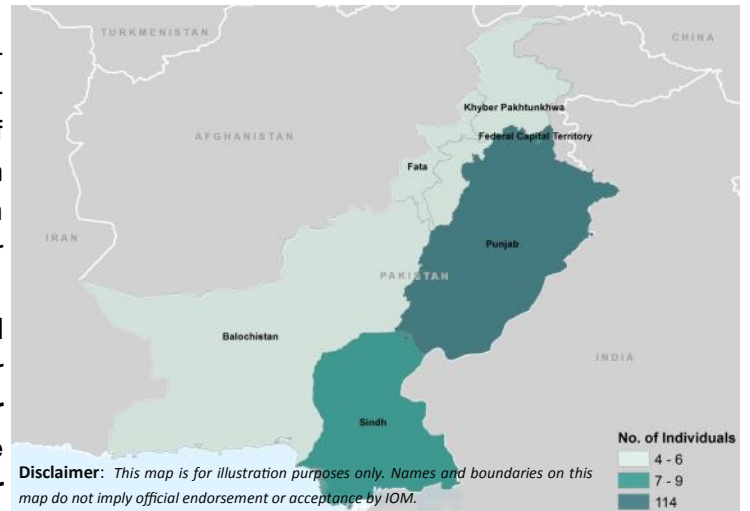
**16%** of respondents reported having obtained **tertiary education**, while **47%** reported having obtained a **high school education**, **31%** reported having obtained **primary school level education**.



## Country of Departure: Pakistanis

The predominant majority of respondents (**94%**) reported departing from Pakistan. Among those **94%** Pakistanis, **69%** reported departing from the province of Punjab, **5%** from Federal Capital Territory, **5%** from Sindh and the remainder from other provinces within Pakistan. The other **6%** reported departing from other countries.

In addition, **55%** of the Pakistani respondents reported leaving the country for **economic reasons**. Another **38%** reported migrating for fleeing due to **insecurity or political reasons**. The remaining **16%** of the respondents reported leaving the country for **other reasons**.



Provinces of departure within Pakistan



Transit routes of Pakistani respondents

The map below shows the popular routes Pakistani respondents took to reach Europe and proceed onto their intended country of destination. The majority of migrants and refugees travelled through the same or similar countries. This variable is affected by the locations where interviews took place. **84%** of the Pakistani respondents travelled through Iran, Turkey, and Greece, followed by the Western Balkans. The average number of days for this route was **33.1 days**, with a median of **21 days**. The **remaining 16%** did not accurately report their jour-



Questions: flow monitoring survey English		أسئلة: مسح مراقبة التدفق (عربي)	
1. Have you already participated in this survey?		هل سبق لك المشاركة في هذه الدراسة؟	
a. Yes	b. No	ب. لا	أ. نعم
1.1 If yes, specify country	1.2 Location	إذا كانت الاجابة نعم , حدد البلد / المكان / الموقع	
2. Nationality		الجنسية	
3. Sex		الجنس	
a. Male	b. Female	ب. انثى	أ. ذكر
4. Age		العمر	
5. Level of education		مستوى التعليم	
a. None	b. Primary	ج.دراسة ثانوية	أ. غير متعلم
c. Secondary	d. Tertiary	د.دراسة عليا ( فوق الثانوية)	ب.دراسة ابتدائية
6.1 Who are you travelling with?		مع من تسافر؟	
a. Alone	b. With a group	ب.مع مجموعة	أ.لوحدي
6.2 If with a group		إذا كانت الاجابة ( مع مجموعة)	
a. Non-family/non-relatives	b. Family/relatives	من الاقارب /العائلة	من غير الاقارب
6.3 If with family/relatives		إذا كانت الاجابة مع الاقارب	
a. With spouse and children	b. With spouse only	مع الزوجة فقط	مع الزوجة والابناء
c. With children only	d. With parent only	مع الوالدين ( او احدهما)	مع الابناء فقط
e. With other relatives (non first line)			اقارب اخرين
7. From where did you depart? (usual residence before departure)		مكان الإقامة قبل المغادرة- من اين قدمت؟ ( تحديد المنطقة او ) المدينة	
7.1 Country	7.2 Location	المكان / الموقع	البلد
7.3. If country of departure (usual residence) is different than country/nationality of origin please specify how long did you stay in country of departure (usual residence)		إذا كانت بلد المغادرة (عادة بلد الإقامة) مختلفة عن البلد/الجنسية الاصلية. من فضلك حدد المدة التي قضيتها في بلد المغادرة (عادة بلد الإقامة)	
a. 1 – 2 years	b. 2 – 3 years	من سنتين الى 3 سنين	من سنة الى سنتين
c. more than 3 years			اكثر من 3 سنين
8. Did you stay in a Refugee (or been registered as refugee) or IDP camp more than one month before departure?		هل سبق لك الإقامة في مخيم للاجئين او للنازحين لفترة تزيد على شهر قبل مغادرتك؟	
a. Yes	b. No	ب. لا	أ. نعم
9. Why did you leave?		لماذا قررت المغادرة؟	
a. Natural disasters			أ.بسبب كوارث طبيعية
b. War/conflict/insecurity/political reasons			ب.حروب /نزاعات/انعدام الامن/اسباب سياسية.
c. Economic reasons			ج.اسباب اقتصادية.
d. Limited access to basic services			د.وصول محدود للخدمات الاساسية
e. Limited access to humanitarian services			ز.وصول محدود للخدمات الانسانية
e. Other			و.اخرى
10. When did you leave?		متى غادرت؟	
a. Less than 2 weeks ago	b. Between 2 weeks and 3 months ago	بين اسبوعين الى ثلاثة اشهر	قبل اقل من اسبوعين
c. Between 3 and 6 months ago	d. More than 6 months ago	منذ اكثر من ستة اشهر	بين ثلاثة الى ستة اشهر
e. Unknown			لا اعرف

11. What are the three main transit places where you spent the longest period? (from the most recent to the oldest)		ما هي اماكن العبور ( الاقامة الوقتية ) الثلاثة الرئيسية التي قضيت فيها اغلب الوقت اثناء الرحلة ( حسب التسلسل الزمني الاحداث فالاقدم )	
11.1.1 COUNTRY 1	11.1.2 Location	المكان / الموقع	البلد 1
11.1.3 Departure date (Year/Month/Day)		تاريخ المغادرة (اليوم/الشهر/السنة)	
11.1.4 Number of days spent in the transit country		عدد الايام التي قضيتها في بلد المرور	
11.1.5 Main mode of transport to leave the country		وسيلة التنقل المستخدمة لمغادرة البلد	
a. Walk	b. Boat	زورق	المشي على الاقدام
c. Land (vehicle or train)	d. Air	جوا	برا باستخدام واسطة نقل (سيارة, باص, قطار)
11.2.1 COUNTRY 2	11.2.2 Location	البلد 2 المكان / الموقع	
11.2.3 Departure date (Year/Month/Day)		تاريخ المغادرة (اليوم/الشهر/السنة)	
11.2.4 Number of days spent in the transit country		عدد الايام التي قضيتها في بلد المرور	
11.2.5 Main mode of transport to leave the country		وسيلة التنقل المستخدمة لمغادرة البلد	
a. Walk	b. Boat	زورق	المشي على الاقدام
c. Land (vehicle or train)	d. Air	جوا	برا باستخدام واسطة نقل (سيارة, باص, قطار)
11.3.1 COUNTRY 3	11.3.2 Location	البلد 3 المكان / الموقع	
11.3.3 Departure date (Year/Month/Day)		تاريخ المغادرة (اليوم/الشهر/السنة)	
11.3.4 Number of days spent in the transit country		عدد الايام التي قضيتها في بلد المرور	
11.3.5 Main mode of transport to leave the country		وسيلة التنقل المستخدمة لمغادرة البلد	
a. Walk	b. Boat	زورق	المشي على الاقدام
c. Land (vehicle or train)	d. Air	جوا	برا باستخدام واسطة نقل (سيارة, باص, قطار)
12. Cost of journey		كلفة الرحلة لحد الآن	
a. No cost		أ. لا يوجد كلفة	
b. Less than 1,000 USD		ب. اقل من 1000 دولار اميركي	
c. Between 1,000 and 5,000 USD		ج. بين 1000 و 5000 دولار اميركي.	
d. More than 5,000 USD		د. اكثر من 5000 دولار اميركي	
e. Unknown		لا اعرف	
13. Intended country of destination		البلد الذي تنوي الوصول والبقاء فيه	
14. Do you have any relatives/family members at country of destination?		هل لديك اقارب او احد من افراد العائلة في ذلك البلد ؟	
a. Yes, first line (spouse, parent, children)		أ. نعم لدي اقارب من الدرجة الاولى ( زوجة , الوالدين , الابناء )	
b. Yes, non-first line		ب. نعم لدي اقارب ولكن ليس من الدرجة الاولى	
c. No		ج. لا ليس لدي اقارب.	
15. If you have relatives when did they arrived to the country of destination?		اذا كان لديك اقارب في البلد الذي تنوي الذهاب اليه : متى وصلوا الي ذلك البلد؟	
a. Less than 6 months ago	b. 6 months to 1 year ago	ب. منذ ستة اشهر - سنة واحدة	أ. منذ اقل من ستة اشهر
c. More than 1 year ago	c. Unknown	د. لا اعرف	ج. منذ اكثر من سنة
16. Comments		ملاحظات	

Flow Monitoring Survey (FMS). Please write legibly in the ANSWERING SHEET. This FORM is prepared in languages that respondent can read and point the right answer.

Use FM Survey annex to code questions 1, 1.1, 1.3, 7, 11.1.1, 11.2.1, 11.3.1, 13.