

ANALYSIS: FLOW MONITORING SURVEYS THE HUMAN TRAFFICKING AND OTHER EXPLOITATIVE PRACTICES PREVALENCE INDICATION SURVEY

REPORTING PERIOD **MAY 2016—SEPTEMBER 2016**

4,392 INTERVIEWS WERE CONDUCTED IN THE PERIOD FROM MAY TO SEPTEMBER 2016 BY IOM IN THE FORMER YUGOSLAV REPUBLIC OF MACEDONIA, GREECE, HUNGARY, SERBIA, AND FROM JUNE TO SEPTEMBER IN ITALY

CONTENTS

- [About DTM's Flow Monitoring Surveys](#)
- [Human Trafficking and Other Exploitative Practices Prevalence Indication Survey:](#)
 - [Central Mediterranean Route](#)
 - [Eastern Mediterranean Route](#)
- [Analysis: Flow Monitoring Survey:](#)
 - [Central Mediterranean Route](#)
 - [Eastern Mediterranean Route](#)
- [Methodology](#)
- [Interview form](#)



Visit IOM's interactive map to view data on flows: migration.iom.int/europe

ABOUT DTM'S FLOW MONITORING SURVEYS

This research started in October 2015 and is being conducted within the framework of IOM's research on populations on the move through the Mediterranean and Western Balkan Routes to Europe. This round of surveys has been carried out by IOM field staff in the former Yugoslav Republic of Macedonia, Greece, Serbia, Hungary, and Italy. This report contains the findings of IOM's Displacement Tracking Matrix (DTM) from surveys conducted between May and September 2016 in Hungary, the Former Yugoslav Republic of Macedonia, Greece, Serbia and between June and September 2016 in Italy.

The survey gathers information about migrants' profiles, including age, sex, areas of origin, levels of education, key transit points on their route, cost of journey, motives, and intentions. The survey also includes six questions that are proxy indicators for potential human trafficking or exploitative practices that the migrants and refugees interviewed might have experienced.

ANALYSIS OVERVIEW

This week's report focuses on providing an analysis on migrants and refugees travelling along the Central Mediterranean Route and the Eastern Mediterranean Route. The first section provides analysis on interviewees' responses to human trafficking and other exploitative prevalence indicators. It also explains the context of the two migration routes. The second section includes information on the socioeconomic background and demographic profile of migrants and refugees, push factors, the migration route, and length of journey.

INTERNATIONAL ORGANIZATION FOR MIGRATION

CONTACTS

Media

Displacement Tracking Matrix

migration.iom.int


+41.22.7179.271

✉ mediahq@iom.int

✉ dtmsupport@iom.int

🐦 [@IOM_News](https://twitter.com/IOM_News)

IOM Information Gathering activities are supported by:



SECTION I. COUNTER-TRAFFICKING SURVEY ON THE CENTRAL MEDITERRANEAN ROUTE AND THE EASTERN MEDITERRANEAN ROUTE

ABOUT THE HUMAN TRAFFICKING AND OTHER EXPLOITATIVE PRACTICES PREVALENCE INDICATION SURVEY

This section presents findings from the Human Trafficking and Other Exploitative Practices Prevalence Indication Survey in the Central Mediterranean and the Eastern Mediterranean Routes.

The DTM's Flow Monitoring Survey which includes questions that indicate the prevalence on human trafficking and other exploitative practices was introduced in June 2016 in the Central Mediterranean Route. It has a sample of 2,336 migrants and refugees who were interviewed in 18 different locations in Sicily (Italy), on whose answers the findings in this report are based. The Eastern Mediterranean Flow Monitoring Survey on human trafficking and other exploitative practices prevalence indicators started earlier. This survey has a sample of 2,056 migrants and refugees who were interviewed from May 2016 until the beginning of September 2016, on which findings on the Eastern Mediterranean Route are based.

The Survey includes six questions that are proxy indicators for potential human trafficking or exploitative practices that the migrants and refugees interviewed might have experienced. Five survey indicator-questions refer to the experiences of individual and family travelling with the respondents, and a sixth question refers to a situation witnessed by the respondent (that could also include individual experience, or the experience of a family member).

The findings provide strong evidence of predatory behavior in the environments through which extremely vulnerable populations are having to make their journey. A significant proportion of respondents reported direct experiences of abuse, exploitation or practices which may amount to human trafficking. Since surveys are fully anonymous, the operations are not designed to definitively identify victims of trafficking per se, rather, they provide strong evidence of the kind of enabling environment within which human trafficking thrives and a picture of the vulnerability of migrant populations and the risks they face. However, in locations where there are existing Counter-Trafficking support structures the data collection operations do act as point of reference. It is not known how many vulnerable people have been unsuccessful in attempting to transit through these dangerous environments.

IOM has a range of projects aimed at preventing trafficking in persons and the protection of victims. For more information, please visit <http://www.iom.int/world-trafficking-day>

RESULTS

CENTRAL MEDITERRANEAN ROUTE

This section presents results from a sample of 2,336 responses of migrants and refugees coming from 37 different countries of origin and interviewed from the end of June to the beginning of September 2016 in Sicily, Italy.

Main findings:

- **72%** of individuals answered “yes” to **at least one** of the trafficking and other exploitative practices indicators included in the survey based on their own direct experience.
- An additional **4%** of respondents reported that a **family member** travelling with him/her experienced a situation described by one of the trafficking and other exploitative practices indicators.
- **52%** of respondents responded positively to **at least 2 out of 5 indicators** of trafficking and other exploitative practices.
- **82%** of individuals who have already spent at least one year in a country that is different to their country of nationality, responded positively. The rate was only 68% among those respondents who were not in these circumstances. These findings show that migrants who make secondary movements after longer periods in transit countries/expatriation are more vulnerable.
- North African migrants interviewed (nationals of Morocco, Algeria, Tunisia, Libya, Egypt and Sudan) are significantly less likely to answer positively to one or more trafficking and other exploitative practices indicators than any other migrants. Migrants from Gambia, Nigeria, Guinea and other Western African countries have higher rates of positive responses than individuals from the Horn of Africa and from Western and South Asia².

Events captured by the five trafficking and other exploitative practices indicators included in the questionnaire are reported to take place mostly in Libya. Algeria, Sudan, Niger, Egypt, Mali, Nigeria, Burkina Faso, Ethiopia, Bangladesh, Mauritania, Ghana, Chad, Senegal were also reported by respondents in fewer cases.

Direct experience of respondents

- **Individuals who were held against their will:** 51% of respondents reported having been held in a location against their will during their journey, by armed individuals or groups other than any relevant governmental authorities. The majority of reported events fell into the category of kidnapping for the purpose of requesting a ransom or of detention by armed individuals and physical restrictions of movement to a closed space, such as a house or a garage. More than half of the men interviewed (56%) and 34 per cent of women reported being held captive/against their will. In the vast majority of cases experiences were reported to have happened in Libya.
- **Individuals who had worked without being paid³:** 47% of all interviewed migrants reported having worked or provided services for someone during their journey without receiving the remuneration they expected in return. Migrants often referred of some sort of threat by an armed individual (employer/broker), or that their unpaid work was connected with the possibility of being freed from a condition of detention by unofficial armed groups. Indeed, 66% of those reporting not having been paid, also reported of having been held against will. In the vast majority of cases, reported unpaid work situations happened in Libya.

¹ Sub-regional aggregations are based on UN definition of continents and regions. In the presented analysis North Africa includes: Algeria, Egypt, Libya, Morocco, Sudan, Tunisia; Western Africa includes: Benin, Burkina Faso, Cabo Verde, Cote d'Ivoire, Gambia, Ghana, Guinea, Guinea-Bissau, Mali, Mauritania, Niger, Nigeria, Senegal, Sierra Leone, Togo; Middle Africa includes: Cameroon, Central African Republic, Chad, Congo, Democratic Republic of Congo, Equatorial Guinea, Gabon; Eastern Africa includes: Comoros, Eritrea, Ethiopia, Somalia, South Sudan; Southern Asia includes: Afghanistan, Bangladesh, Pakistan; Western Asia includes: Iraq, Israel, State of Palestine, Syria, Yemen.

² This indicator-question refers to the migrants or refugees who were either not paid at all for the work done, or they were paid only a part of the amount agreed.

- **Individuals who were forced to work:** 47% of respondents stated they had been **forced to work** or perform activities against their will. Nearly all of these events were reported to have taken place in Libya, with others also in Algeria, Niger, Sudan and Egypt.
- **Individuals approached with a work offer:** 15% of the migrants reported having being approached during the journey by someone **offering employment**. This happened in the majority of cases in Libya, and to a lesser extent also in Algeria, Nigeria and Niger.
- **Individuals offered a marriage arrangement:** less than 2% of all respondents reported having been approached with offers to arrange a marriage (for the respondent or for a close family member). This is the only indicator where women were more likely to respond positively than men (7% versus 1%).

Other observed experiences by migrants along the route:

- **Offer of cash in exchange for blood, organs or body parts:** around 4% of all respondents reported to know of instances where people on the journey have been approached by someone offering cash in exchange for giving blood, 3% stated there were instances of cash offered in exchange for organs, and 1% for body parts. In some cases, migrants reported that blood was taken against their will and in a condition of captivity. These instances were reported to happen mainly in Libya and Egypt, with fewer cases also in Sudan, Nigeria, Burkina Faso, Niger, Turkey and Uganda.

Profile of migrants who answered “yes” to at least one of the trafficking and other exploitative practices questions, based on their direct individual experience:

- **Nationality³:** highest rates of positive responses are found among Ghanaians, Gambians and Guineans (between 91 and 92%), followed by migrants from Senegal, Ivory Coast, Pakistan, Comoros, Mali and Togo (all above 83%).
- **Age:** the average age of those who responded positively is 23 and the median age is 21. The average age is identical to individuals who did not respond positively to the trafficking and exploitation indicators.
- **Sex:** on average, the rate of positive response to at least one indicator of the trafficking and other exploitative practices is higher for men (75%) than for women (50%). The difference between men and women is particularly striking in the case of work without pay (56% versus 18%) and in the case of forced work (51% versus 20%), while it is smaller in the case of forced stay in a closed place (reported by 53% of men and 34% of women). A noticeable exception is that of offers to arrange a marriage, which is reported by 5% of interviewed women and less than 1% of men.
- **Travelling mode:** the highest rates of positive response are found among those travelling alone (74%) and those travelling with non-family members (72%); migrants travelling with at least one family member reported a positive response in 58% of the cases. Migrant women are more likely to travel with a family member than men (27% versus 8%).

³Only national groups with 10 or more respondents were considered.

- **Re-emigration:** 82% of migrants who have already spent at least one year in a country different to their country of nationality have higher rates of positive responses to trafficking and other exploitative practices indicators than the others (68%). Highest proportion of respondents are found among Syrians, Moroccans, Pakistanis, Ghanaians, Malians, Somalis.
- **Length of the journey:** longer journeys are associated with an higher rate of positive responses to at least one of the trafficking and other exploitative practices indicators. Migrants who left their departure countries more than 6 months prior being interviewed responded positively in 85% of the cases, while those who left between 2 weeks and 3 months responded positively in 54% of the cases.

EASTERN MEDITERRANEAN ROUTE

These results are based on the responses of 2,056 migrants and refugees that were interviewed from May to September 2016 in Greece, Serbia, the former Yugoslav Republic of Macedonia and Hungary.

Main findings:

- **13%** of individuals answered “**yes**” to one of the trafficking and other exploitative practices indicators, based on their own direct experience
- **0.6%** of respondents had a **member of their family** travelling with them, who experienced situations captured by one of the trafficking and other exploitative practices indicators
- **2%** of respondents responded positively to **at least 2** of the trafficking and other exploitative practices indicators

The experiences captured by the human trafficking and other exploitative practices prevalence indicator questions are reported by respondents as mostly taking place in Turkey, but also Greece, Bulgaria, and to a lesser extent Iran.

Direct experience of respondents

- Individuals who were held against their will: 8% of respondents reported being held at a location against their will during their journey by parties other than any relevant governmental authorities.

The rate of positive responses of men is double to that of women, in the case of this indicator. The interviewees specified that instances when they were kept against their will include captivity and restrictions to physical movement, but also kidnapping. The smugglers were indicated to play a role into this process. The majority of events are reported to take place in Turkey, but also Greece and Bulgaria.

- **Individuals who were not paid the agreed amount for their work:** 4% reported having worked or performed other activities during the journey without getting the payment they thought they would get. There was a much lower rate of positive responses of women than that of men.
- **Individuals who were forced to work:** 1% reported that they had been forced to perform work or other activities against their will during their journey. Almost all respondents who mentioned that they were forced to work reported Turkey as the location.
- **Individuals approached with a work offer:** 3% reported being approached during their journey by someone offering employment. Turkey and Greece were the main countries in which migrants and refugees mentioned that they received offers of employment.
- **Individuals offered a marriage arrangement:** 2% of all respondents reported having been approached with offers to arrange a marriage (for the respondent or for a close family member). Women were much more likely to respond positively than men (5% versus 0.7%).

Other observed experiences of migrants and refugees on the route:

- Offer of cash in exchange for blood, organs or a body part: 1% of all respondents reported to know of instances where people on the journey have been approached by someone offering cash in exchange for blood, organs or a body part. These instances were reported to happen in three countries: Turkey, Greece and Albania.

The profile and experiences of the respondents who answered “yes” to one of the trafficking and other exploitative practices indicator-questions, based on the respondents’ own experience on the Eastern Mediterranean route:

- **Nationality:** Highest rates of positive response are amongst Afghans (17%), Algerians (15%) and Moroccans (15% of each group), Pakistani (14%) and Syrians (13%).

- **Age:** Positive response rates are higher for children (18%) than for adults (12%). The mean age of those who respond positively is 26 years old, while median age is 24 years old – which is lower than the average age of respondents who did not respond positively to the indicators (where 27 years is the mean and 26 the median).
- **Sex:** Rates of positive response to a trafficking or other exploitative practices indicator are slightly higher amongst men (11% of women responded positively, and 14% of men), with exception of offers to arrange marriage. Almost 5% of respondents who were women got an offer to arrange marriage, while the rate for men was under 1%.
- **Travelling mode:** Migrants and refugees travelling alone had a much higher rate of response (21%) to the indicators than those respondents who travel in a group (11%). From those travelling in a group, most positive responses were given by those who travelled with non-family members.

THE CONTEXT OF CENTRAL AND OF EASTERN MEDITERRANEAN ROUTE

There are much higher rates of positive responses to at least one of the trafficking or other exploitative practices prevalence indicators in the IOM surveys in the Central Mediterranean (72% for individual experiences), than in IOM surveys conducted on the Eastern Mediterranean route (13%). The different characteristics of the journey to Europe, and the profile of the migrants and refugees interviewed on the Eastern Mediterranean and the Central Mediterranean routes, can explain the difference in rates of positive answers to the trafficking and other exploitation indicators.

The migration route and the length of the journey:

Migrants and refugees interviewed on the Central Mediterranean route (Italy) report a longer journey to Europe that involves different means of transport and longer transit in more than one country. For example, 34% of respondents from the IOM survey in Italy left their country of origin or habitual residence more than 6 months before the survey and 23% left the country between 3 and 6 months before the survey. In total, over half of respondents spent 3 months or more on the journey. On the Eastern route 23% of respondents left their country of origin or habitual residence more than 6 months before the survey was taken and 47% left their country of origin or habitual residence between 3 and 6 months before the survey was taken.

Context in the transit country prior to crossing into Europe:

Migrants interviewed on the Central Mediterranean route typically arrive from Libya as the last transit country, followed by Egypt. The majority of events reported by respondents when they respond positively to the trafficking and other exploitative practices indicators are reported as happening in Libya.

Profile of migrants and refugees interviewed:

The Eastern Mediterranean Route is generally used by asylum seekers and refugees more likely to be travelling with their family, who indicate that they left because of war and insecurity in the country of origin. On the Eastern Mediterranean route approximately 70% reported leaving their country of origin or habitual residence due to war or political reasons and 21% mentioned economic reasons.

The Central Route is used by younger men travelling without their family with different motivations for their migration. Respondents on the Central Mediterranean route left because of war or conflict (62%) and economic reasons (22%).

The average age of respondents on the Central Mediterranean route is lower (22 years the mean) than the average age of respondents in Eastern Mediterranean route (27 years the mean age). The main national groups that use the Central Mediterranean route and the Eastern Mediterranean route are different. While the top nationalities of respondents in Italy were Nigerians, Gambians, Eritreans, Guineans, Senegalese and Sudanese, in Eastern Mediterranean route they were Syrians, Pakistanis, Iranians and Iraqis.

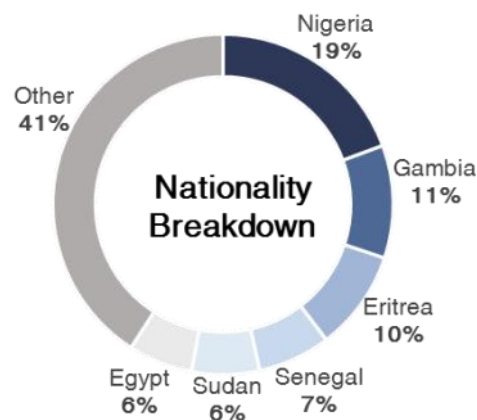
SECTION 2. FLOW MONITORING SURVEYS

CENTRAL MEDITERRANEAN ROUTE

This section provides analysis of a sample of 2,336 migrants and refugees surveyed between the end of June and the beginning of September 2016 in Sicily, Italy. The analysis focuses on demographic profile of migrants and refugees, push factors, and migration routes.

Nationalities

Top nationalities by number of respondents in Italy were Nigerians (19%), Gambians (11%), Eritreans (1%), Senegalese (7%), Sudanese (6%) and Egyptians (6%). The remaining 41% of respondents comprise 30 different nationalities from Western Africa, Eastern Africa and Asia.



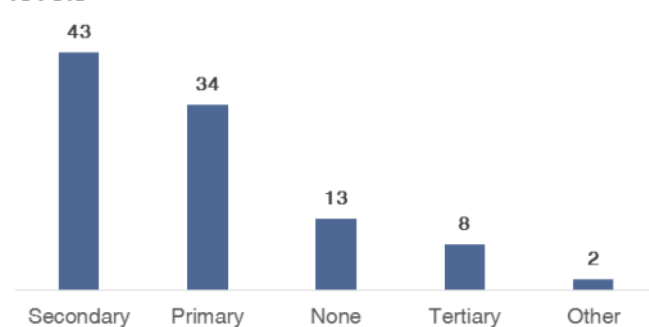
Demographics

Men comprised 87% of all respondents. The average age of respondents on the Central Mediterranean route was 22 years, with a slight difference between men (average age of 22 years) and women (23 years). Majority of individuals surveyed (80%) reported being single, while 19% were married, and the rest widowed (under 1%), or divorced (under 1%). The percentage of individuals reporting being single was highest among male respondents (61%), compared to female respondents (50%).

Education levels

The majority of respondents (43%) reported having obtained secondary education, 34% reported having obtained primary education, 13% reported not having obtained any formal levels of education, and 8% reported having obtained tertiary education. Women were more likely to report having obtained secondary education (51%), as compared to men (42%). Men were more likely to report having obtained primary education (35%), as compared to women (25%).

Percentage of respondents by education levels



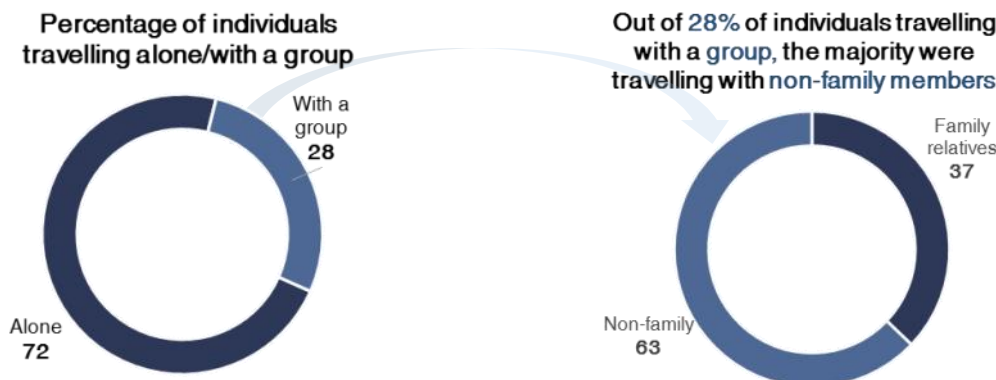
Employment status before departure

Almost half of the respondents (47%) reported being employed at the time of departure, 30% of the respondents reported being unemployed, and 23% reported studying at the time of departure. Moreover, out of 47% of respondents who reported being employed at the time of departure, the most common professional occupation was construction or electricity and retail services.



Travelling along the route

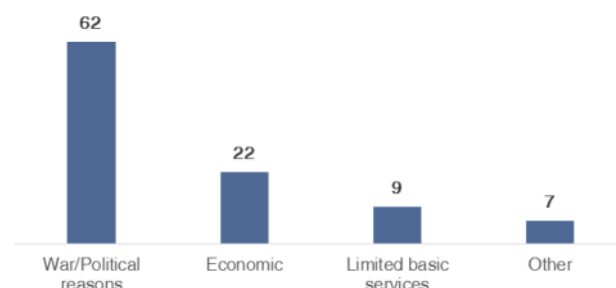
Majority of all respondents (72%) were travelling alone, while 28% reported travelling with a group. Out of the 28% who reported travelling with a group, 63% reported travelling without relatives, while 37% reported travelling with family members. Women tend to travel more in groups as compared to men. 42% of women were travelling in groups, versus 26% of men.



Time of departure and reasons for leaving countries of origin

The majority of all respondents (34%) left their countries of origin or habitual residence more than 6 months ago, 23% - between 3 and 6 months, 25% - between 2 weeks and 3 months, and the remaining 18% - less than 2 weeks ago. The majority of the respondents reported to have left their countries of origin because of war or political reasons, (62%), 22% reported economic reasons for leaving, 9% - limited basic services and the remaining 7% of the respondents reported other reasons for leaving.

Percentage of respondents by reasons for leaving countries of origin



Destination countries

55% of migrants interviewed along the Central Mediterranean route reported Italy as their intended country of destination. Other reported destinations were Germany (9%), United Kingdom (6%) and France (3%). 13% of the respondents didn't have any specific destination in mind. Also, a few migrants reported having Libya (1%) as an initial destination, however they had to reconsider this due to the increased instability in the country. The remaining share of migrants (13%) reported 11 other different destinations in Europe and 1% reported United States and Canada as their intended destinations.

The correlation matrix below shows Italy is the preferred destination country for the majority of Nigerians (70%) and Gambians (73%). However Eritreans mentioned the United Kingdom (26%) Germany (18%) and other countries in Northern Europe as their intended destination.

Top Countries of Destination

	Nigeria	Eritrea	Gambia	Other**
Italy	70%	5%	73%	56%
Germany	5%	18%	7%	9%
France	1%	1%	1%	5%
Great-Britain	1%	26%	1%	6%
Other*	23%	50%	18%	24%

*Other countries include: Sweden, Hungary, Spain, Belgium, Finland, Denmark, Luxembourg, Norway, Greece, Ireland, Great Britain

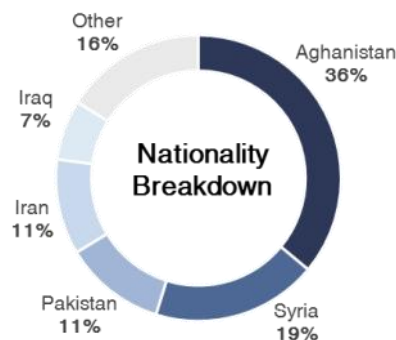
**Other sub-Saharan countries

EASTERN MEDITERRANEAN ROUTE

This section provides analysis of a sample of 2,056 migrants and refugees surveyed in Hungary, the Former Yugoslav Republic of Macedonia, Greece and Serbia between the beginning of May and the beginning of September 2016. The analysis focuses on demographic profile of migrants and refugees, push factors, and migration route.

Nationalities

Top nationalities by number of respondents along the Eastern Mediterranean route were Afghans (36%), Syrians (19%), Pakistanis (11%), Iranians (11%), Iraqis (7%). The remaining 16% of respondents belongs to other nationalities of Asia, North Africa and the Middle East.



Demographics

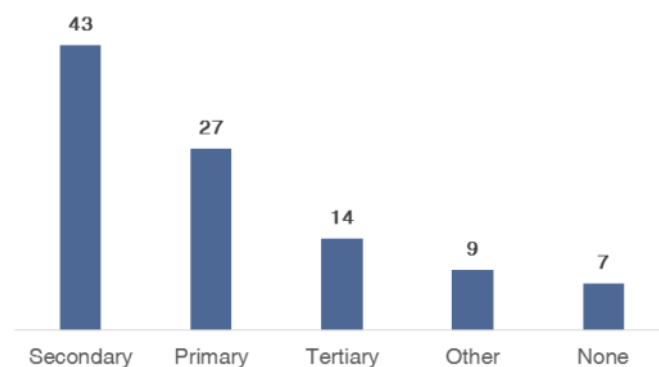
Men comprised 81% of all respondents. The average age of respondents on the Eastern Mediterranean route was 27 years, with a slight difference between men (average age of 27 years) and women (29 years).

Majority of individuals surveyed (57%) reported being single, while 39% were married, and the rest widowed or divorced (4%). The percentage of individuals reporting being single was highest among male respondents (61%), compared to female respondents (50%).

Education levels

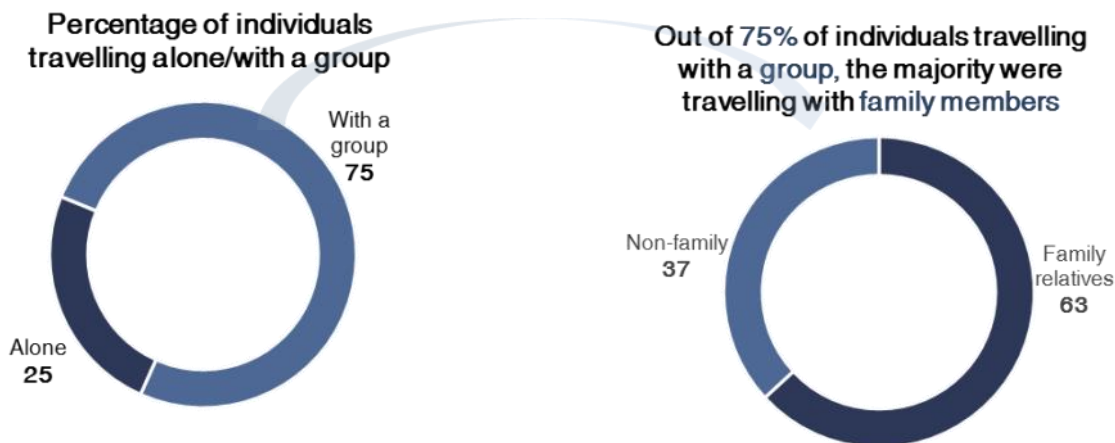
The majority of respondents (43%) reported having obtained a secondary education. Women were more likely to report having no formal level of education (13%), as compared to men (5%). Men were more likely to report having obtained secondary education (44%), as compared to women (36%).

Percentage of respondents by education levels



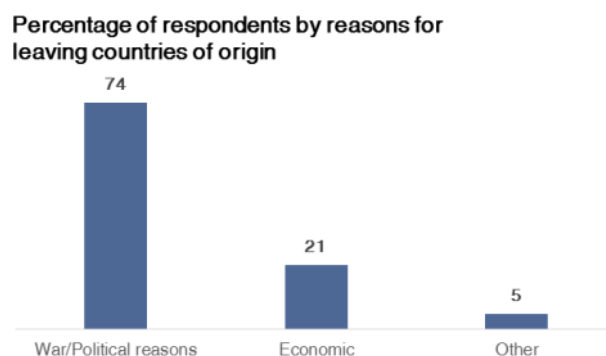
Travelling along the route

Majority of all respondents (75%) were travelling with a group, while 25% reported travelling alone. Out of the 75% who reported travelling with a group, 37% reported travelling without relatives, while 63% reported travelling with family members. Women tend to travel more in groups as compared to men. 96% of women were travelling in groups, versus 71% of men.



Time of departure and reasons for leaving countries of origin

47% of respondents left the country of origin/habitual residence between 3 and 6 months before the survey was taken, 28% left the country between 2 weeks and 3 months before the survey was taken, while 23% left more than 6 months before. The remaining 2% left less than 2 weeks before the survey was taken. The majority of the respondents reported to have left their countries of origin because of war or political reasons (74%), 21% reported economic reasons for leaving, and the remaining 5% of the respondents reported other reasons for leaving.



Destination countries

The majority of the migrants and refugees (50%) interviewed along the Eastern Mediterranean route reported Germany as their intended country of destination. Amongst the top five nationalities of the respondents, Germany is the preferred destination for the majority of Afghans (60%), Syrians (77%), and Pakistanis (40%). However Iranians mentioned other European countries (69%) as their preferred destination.

Top Countries of Destination

Country of Destination	Afghanistan	Syria	Pakistan	Iran	Other**
Germany	60%	77%	40%	22%	32%
Italy	1%	0%	25%	3%	10%
France	5%	1%	6%	1%	20%
Netherlands	2%	2%	2%	5%	4%
Other*	32%	20%	27%	69%	34%

*Other countries include: Finland, Denmark, Luxembourg, Norway, Greece, Ireland, Great Britain

**Other Middle Eastern, Asia & African countries

METHODOLOGY

The survey is conducted by IOM field staff in locations of entry, transit, and exit in Hungary, the former Yugoslav Republic of Macedonia, Serbia, Slovenia and Greece. The survey in Italy is conducted in entry and transit points in the Sicily Region, including in 3 out of 4 hotspots currently operating in the country (Lampedusa, Trapani and Pozzallo). The hotspots are first reception facilities with high capacity for the purpose of identification and registration of migrants soon upon arrival. Respondents are approached in an ad hoc manner by IOM field staff, with those who give their consent to be interviewed proceeding with the remainder of the questions. The sample is therefore not random and, as with all surveys of this kind, this can lead to selection bias. Those willing to respond to this survey are more likely to be young adult males and this group is therefore overrepresented.

The surveys are fully anonymous and provide strong evidence of the kind of enabling environment within which trafficking and associated forms of exploitation and abuse thrive, as well as a picture of the vulnerability of migrant populations and the risks they face. If, while conducting the survey, interviewers come across people with likely protection needs, those people are referred directly to the relevant protection actor.

The original survey is designed to capture data which includes: the socioeconomic background of respondents; the routes that they have taken; their region of origin within their last country of habitual residence; their reasons for leaving their last country of habitual residence; what their intended country of destination is; and, who they are travelling with. Five additional questions have been added to the standard 16-question survey, to generate indicators of the prevalence of human trafficking and other exploitative practices for the sample. The Human Trafficking and Other Exploitative Practices Prevalence Indication Survey therefore includes 21 questions translated into Arabic, Dari, Pashtu, Urdu, Somali, French and Farsi. The details of the indicators of human trafficking and other exploitative practices indicators are below.

The human trafficking module was developed to capture information about whether or not the respondent has, during their journey:

- Worked or performed activities without getting the payment they expected
- Been forced to perform work or activities against their will
- Been approached by someone offering employment
- Been approached by someone offering to arrange a marriage (for the respondent or anyone in his or her family)
- Been aware of instances where migrants/refugees en route had been approached by people offering cash in exchange for blood, organs, or other body parts.
- Been kept at a certain location against their will

The survey structure has the advantage of the collection of data relating to the direct experiences of the primary respondent. This provides more reliable data that are easier to estimate prevalence with. The respondent is also asked a follow up question about whether that same question applies to any of his or her family members travelling with him or her on the journey, in order to capture the experiences of other migrants and refugees on the route.

The survey therefore captures some data beyond the experience of the primary respondent. Given that most respondents are men, the question in relation to arranged marriage is phrased to capture “for you or for a family member” as one, to avoid underreporting this important indicator. Due to how underreported blood or organ trafficking are, for this question respondents are asked whether they have heard of such offers being made to anyone travelling with their group.

Women and children are relatively underrepresented in the sample. Women are somewhat less likely to provide a positive response to one of the indicators but this is most likely explained by the fact that women are less likely to be traveling alone and are more likely to be traveling with a spouse, children, or spouse and children. While the survey does not target minors, attempts to weight based on age generally do not produce differences in the rates of positive response to one of the human trafficking and other exploitative practices prevalence indicators.

The disadvantage of prioritizing collection of data relating to the direct experiences of the respondent is that experiences of family members are not reported in cases where the respondent has already answered affirmatively for him or herself.