

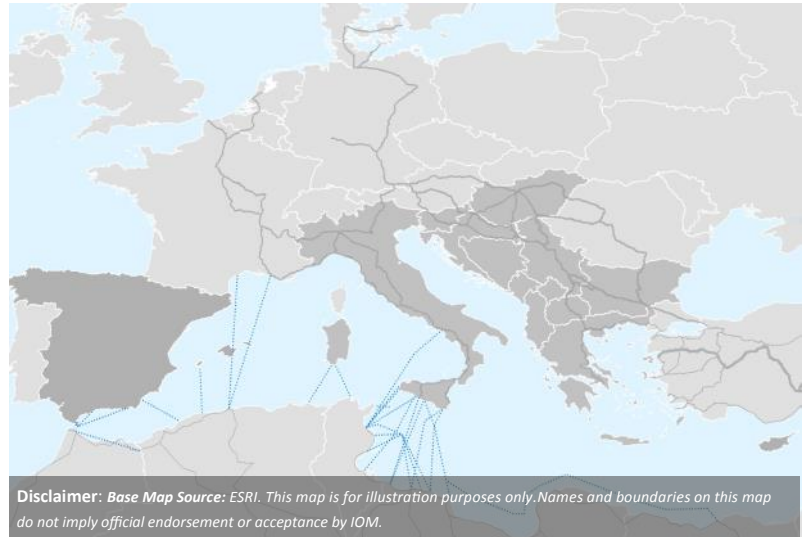
**238,933** TOTAL ARRIVALS TO EUROPE 2016  
1 JAN - 30 JUN 2016

**230,445** TOTAL ARRIVALS TO EUROPE 2016 BY SEA  
1 JAN - 30 JUN 2016

**8,488** TOTAL ARRIVALS TO EUROPE 2016 BY LAND  
1 JAN— 30 JUN

## CONTENTS

- [About this report](#)
- [2016 Policy Timeline](#)
- [Relocations and Readmissions](#)
- [Arrivals to Europe - Q2 Overview](#)
- [Overview maps](#)
- [Fatalities in the Mediterranean and Aegean](#)



Visit IOM's interactive map to view data on flows: [migration.iom.int/europe/](http://migration.iom.int/europe/)

Populations from the Middle East, Asia, and Africa have been crossing the Mediterranean to reach Europe in growing numbers since 2011, however 2015 marked the sharpest increase of arrivals to Europe and deaths in the Mediterranean. In order to gather and disseminate information about the migrant populations moving through the Mediterranean, up to the Western Balkan Route and through the Northern Route into Europe, IOM rolled out a Flow Monitoring System in September 2015, as part of the Displacement Tracking Matrix (DTM) tools and methodologies.

The total number of arrivals to Europe by June 30 2016 is **238,933 compared to 142,776 in the same period of 2015**. The EU-Turkey agreement from March 18 has brought migration flows through the Eastern Mediterranean and the Western Balkan route to a relative standstill. Flows decreased by 96% from the first quarter of 2016 as compared to the second one. Nevertheless, Hungary and Bulgaria experienced relative increases of 76% and 115% respectively.


Given the policies set into place in **2016, 61,493 migrants** and refugees were stranded in Greece, former Yugoslav Republic of Macedonia, Serbia, Hungary, Croatia, Bulgaria and Slovenia as of 30 June 2016. This is a 9% increase since the cumulative on the 30 March. Meanwhile, the number of migrants and refugees transiting the Central Mediterranean route has increased by 68% in the second quarter (18,777) compared to the first quarter (31,520). The green border between **Bulgaria and Turkey** remains of interest, exhibiting an increase of **112%** from the first (1 Jan - 31 March, total of 1,195) to the second quarter (1 Apr—30 June, total of 2,315) of 2016. IOM estimates 2,157 dead/missing migrants in the Mediterranean and Aegean between 1 April and 30 June.

### INTERNATIONAL ORGANIZATION FOR MIGRATION CONTACTS

Media [✉ mediahq@iom.int](mailto:mediahq@iom.int)  
Displacement Tracking Matrix [✉ dtmsupport@iom.int](mailto:dtmsupport@iom.int)  
[migration.iom.int](http://migration.iom.int) [@IOM\\_News](https://twitter.com/IOM_News)  
☎ +41.22.7179.271

IOM Information Gathering activities are supported by:



 Schweizerische Eidgenossenschaft  
Confédération suisse  
Confederazione Svizzera  
Confederaziun svizra  
State Secretariat for Migration SEM



## 2016 Policy Timeline

11 February 2016

NATO sends naval patrols and air surveillance in order to deter smugglers in the Mediterranean Sea, as well as to gather intelligence and monitor migrant flow alongside Greek and Turkish coast guards.

18 February 2016

The chiefs of the police services in Austria, Croatia, former Yugoslavian Republic of Macedonia, Serbia and Slovenia announced a joint agreement to profile and register migrants and refugees at the Macedonian – Greek border and organize transport from said border to Austria of selected migrants and refugees.

7 March 2016

European leaders reached a tentative agreement with Ankara on the migrant and refugee crisis – the mechanism described as “one in, one out” would be that for every Syrian returned to Turkey from Greece, the EU would then resettle one Syrian from Turkey.

18 March 2016

European Union and Turkey signed an agreement which outlines the plan to end irregular migration flows from Turkey to Europe.

## Developments at the EU level

On March 18, the European Union and Turkey have agreed on a plan to end irregular migration flows from Turkey to the EU. From the 20th of March, all persons who do not have a right to international protection in Greece will be returned to Turkey. This action will be based on the **Readmission Agreement from 2002** signed between the countries. Each individual who is arriving on Greek shores and applies for asylum will go through an expedited procedure. Those who do not apply for asylum or whose applications were considered unfounded or inadmissible in accordance with the Asylum Procedures Directive will be readmitted to Turkey.

The European Council calls for measures to deter the smuggling of migrants in the EU. The whole EU—Turkey Agreement factsheet is available [here](#).

The Fourth Report on relocation and resettlement released by the European Commission on 15 June is available [here](#).

28 June - The European Council reiterated the support for the relocation plan proposed in July 2015. Read more [here](#).

## Relocations

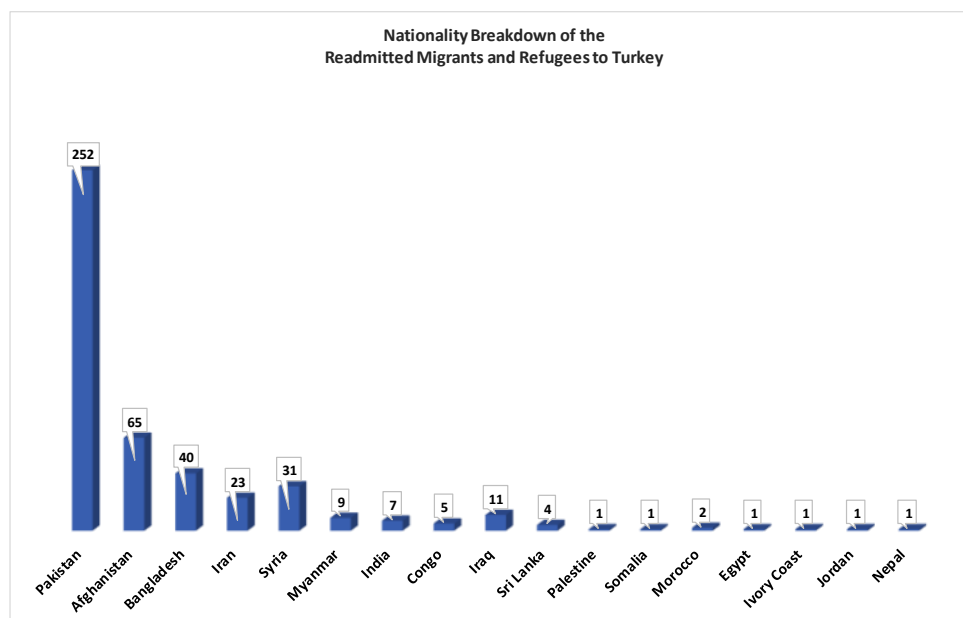
The European Commission has made available an overview of Member States’ support to the EU relocation mechanism. To date, **24 out of the 31 participating countries have committed to make places available** under the scheme, namely **Belgium (30), Bulgaria (1,302), Croatia (10), Cyprus (30), Czech Republic (50), Estonia (86), Finland (270), France (1,700), Germany (140), Ireland (50), Latvia (491), Liechtenstein (43), Lithuania (250), Luxembourg (150), Malta (131), the Netherlands (200), Poland (100), Portugal (1,642), Romania (715), Slovakia (100), Slovenia (70), Spain (200), Sweden (300) and Switzerland (30) with an overall number of only 8,090 places.** You can find the overview [here](#).

Number of relocated migrants from Greece and Italy as of 29 June, 2016

Member State	From Greece	From Italy	Total
Belgium	20	29	49
Bulgaria	4	0	4
Cyprus	35	10	45
Czech Republic	4	0	4
Estonia	27	0	27
Finland	192	180	372
France	686	181	867
Germany	37	20	57
Ireland	38	0	38
Latvia	39	2	41
Lithuania	34	0	34
Luxembourg	71	0	71
Malta	24	17	41
Netherlands	242	75	317
Portugal	302	150	452
Romania	46	6	52
Slovenia	28	6	34
Spain	141	40	181
Sweden	0	39	39
Switzerland	0	34	34
<b>Total</b>	<b>1,970</b>	<b>789</b>	<b>2,759</b>

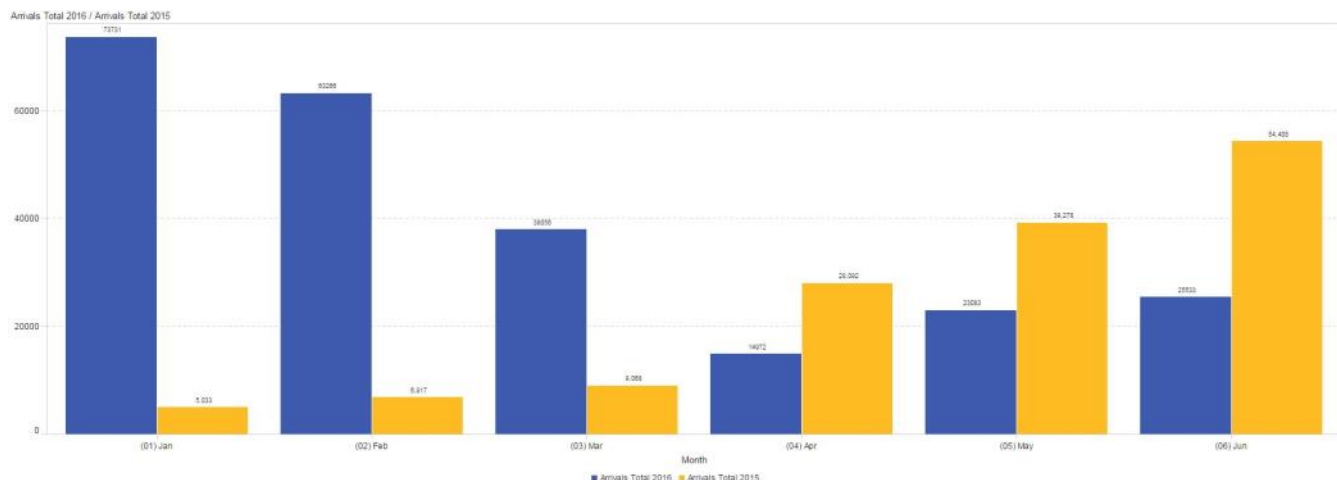
## Readmissions

According to DGMM and to European Commission reports, **468** migrants and refugees have been readmitted to Turkey from Greece between 4 April and 16 June, 2016, nationality breakdown of the readmitted migrants is below

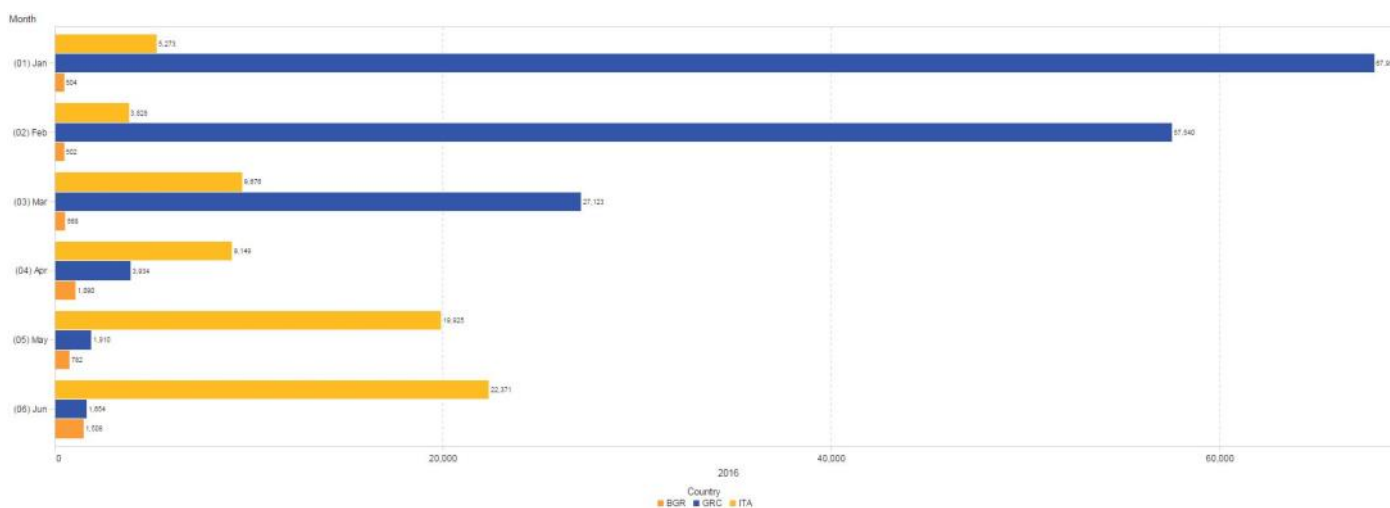


## Arrivals To Europe — Q2 Overview

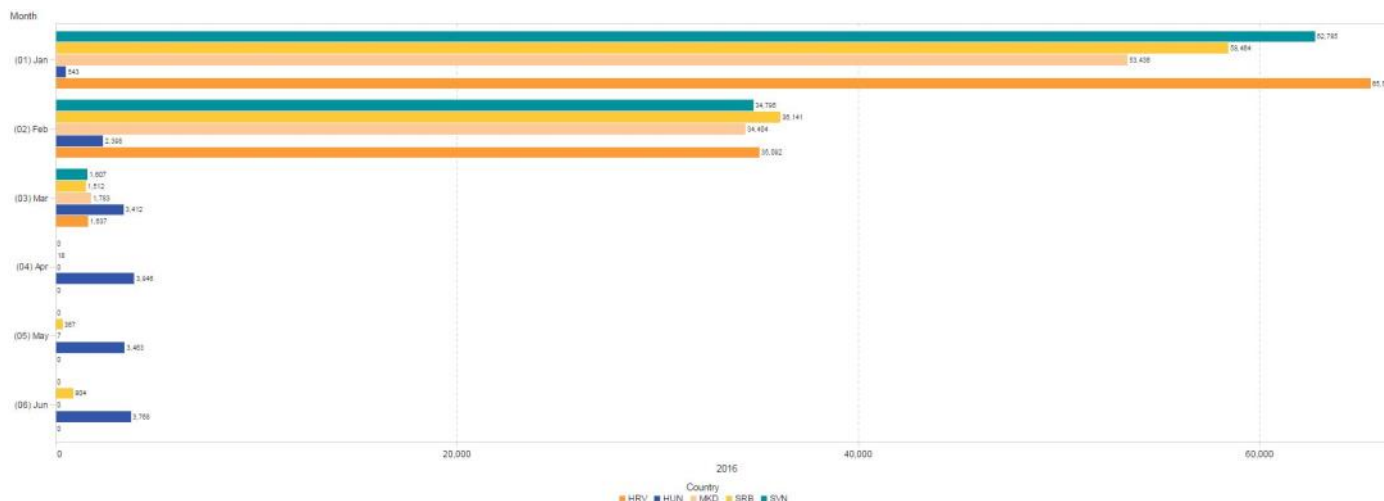
### Total Arrivals by Land and Sea, Comparison 2015 to 2016



### Arrivals to Europe by Month from 1 April to 30 June 2016 (Countries of First Arrival)



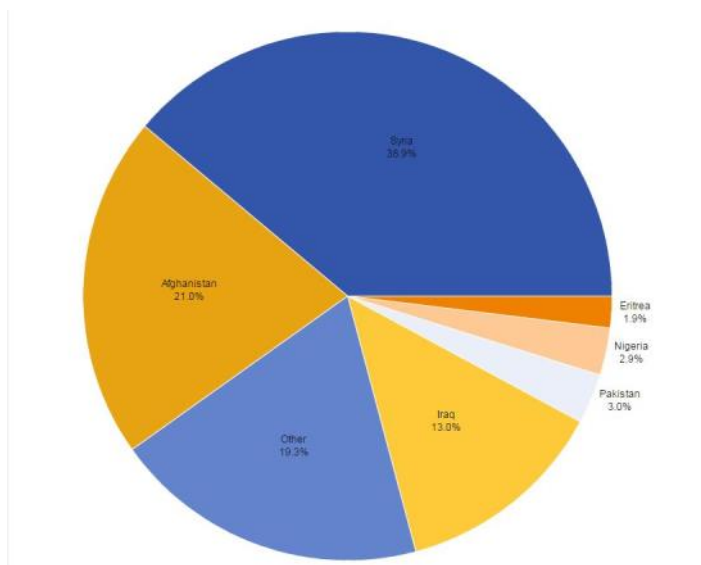
### Arrivals to Europe by Month from 1 April to 30 June 2016 (Other Countries)



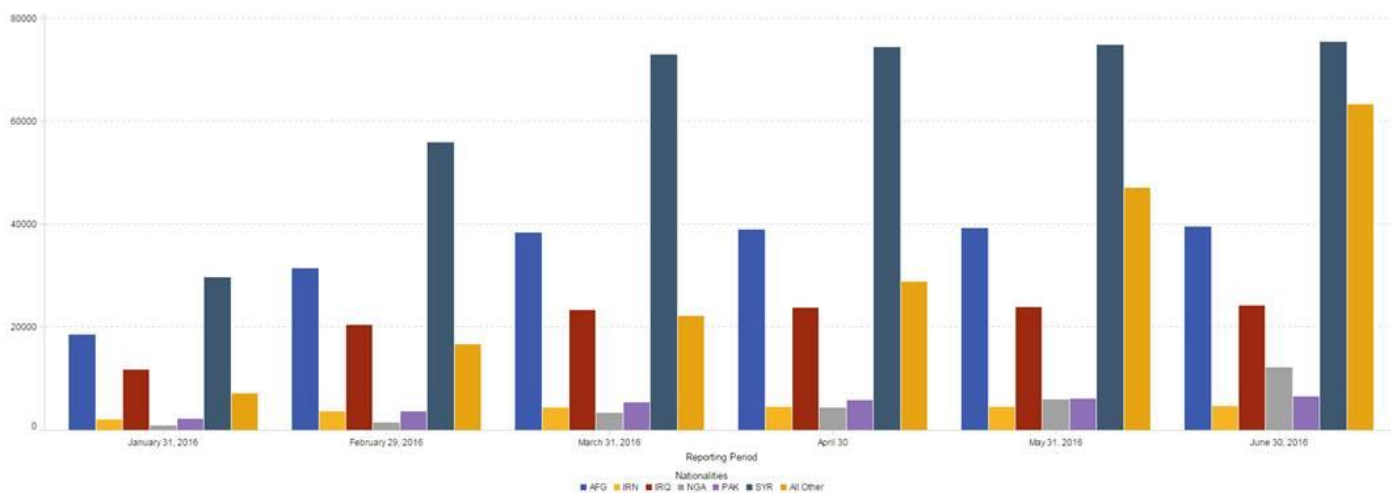
### Total Arrivals Overview: Countries of First Arrivals from 1 January to 30 June 2016

	Sea	Land	Total
Greece	158,377	1,738	160,115
Bulgaria	-	4,954	4,954
Italy	70,222	-	70,222
Spain	1,818	1,796	3,614
Cyprus	28	-	28
<b>TOTAL</b>	<b>230,445</b>	<b>8,488</b>	<b>238,933</b>

### Nationalities of Aggregate Cumulative Arrivals to Italy and Greece from 1 April to 30 June 2016



### Monthly Arrivals by Nationality to Italy and Greece from 1 April to 30 June 2016

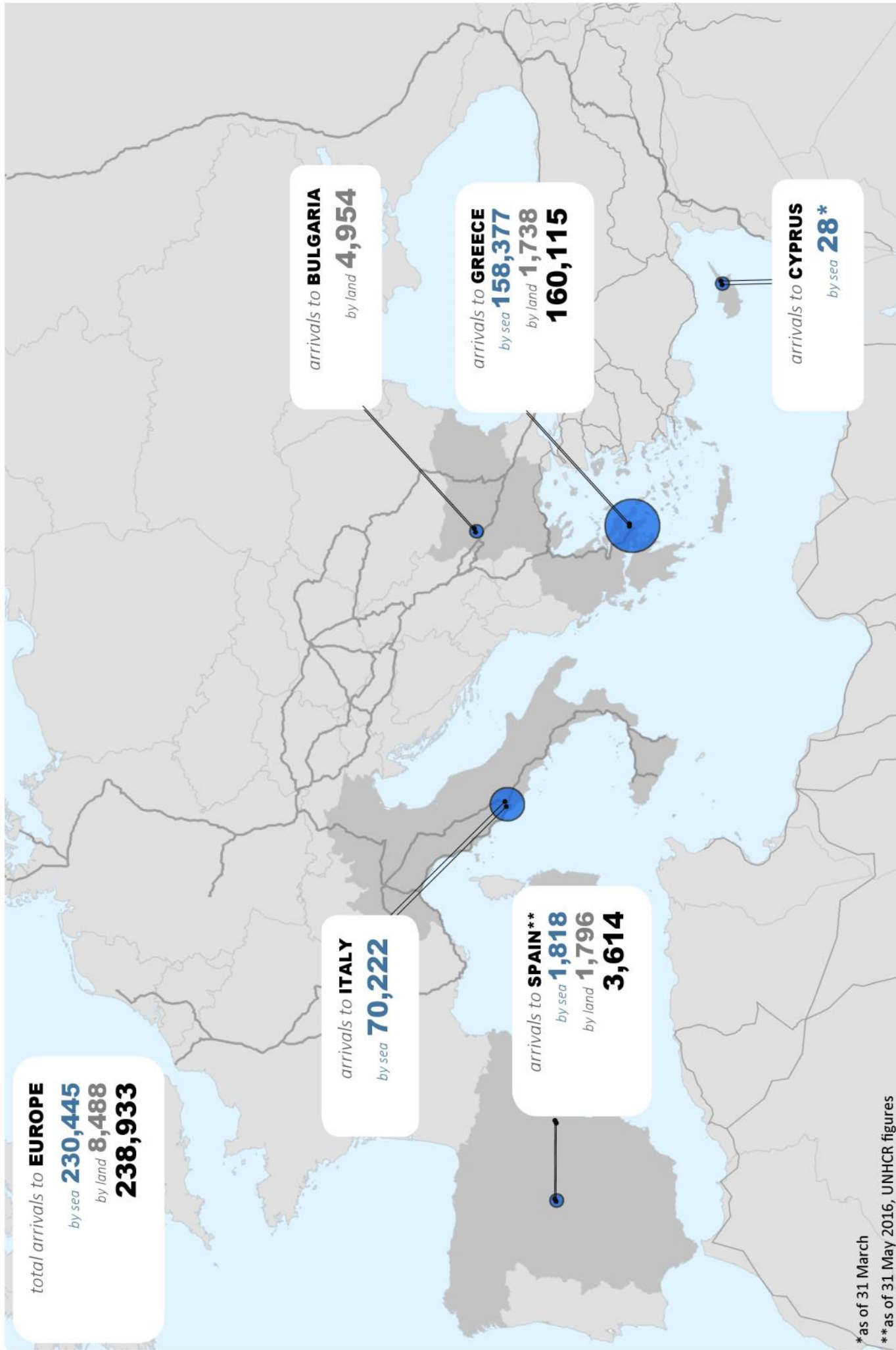


# OVERVIEW: MIGRANT FLOWS TO EUROPE

Registered and reported arrivals to Greece, Cyprus, Spain, Italy and Bulgaria 📍 From 01 January 2016 to 30 June 2016



**Disclaimer:** Base Map Source: ESRI. This map is for illustration purposes only. Names and boundaries on this map do not imply official endorsement or acceptance by IOM.



\*as of 31 March

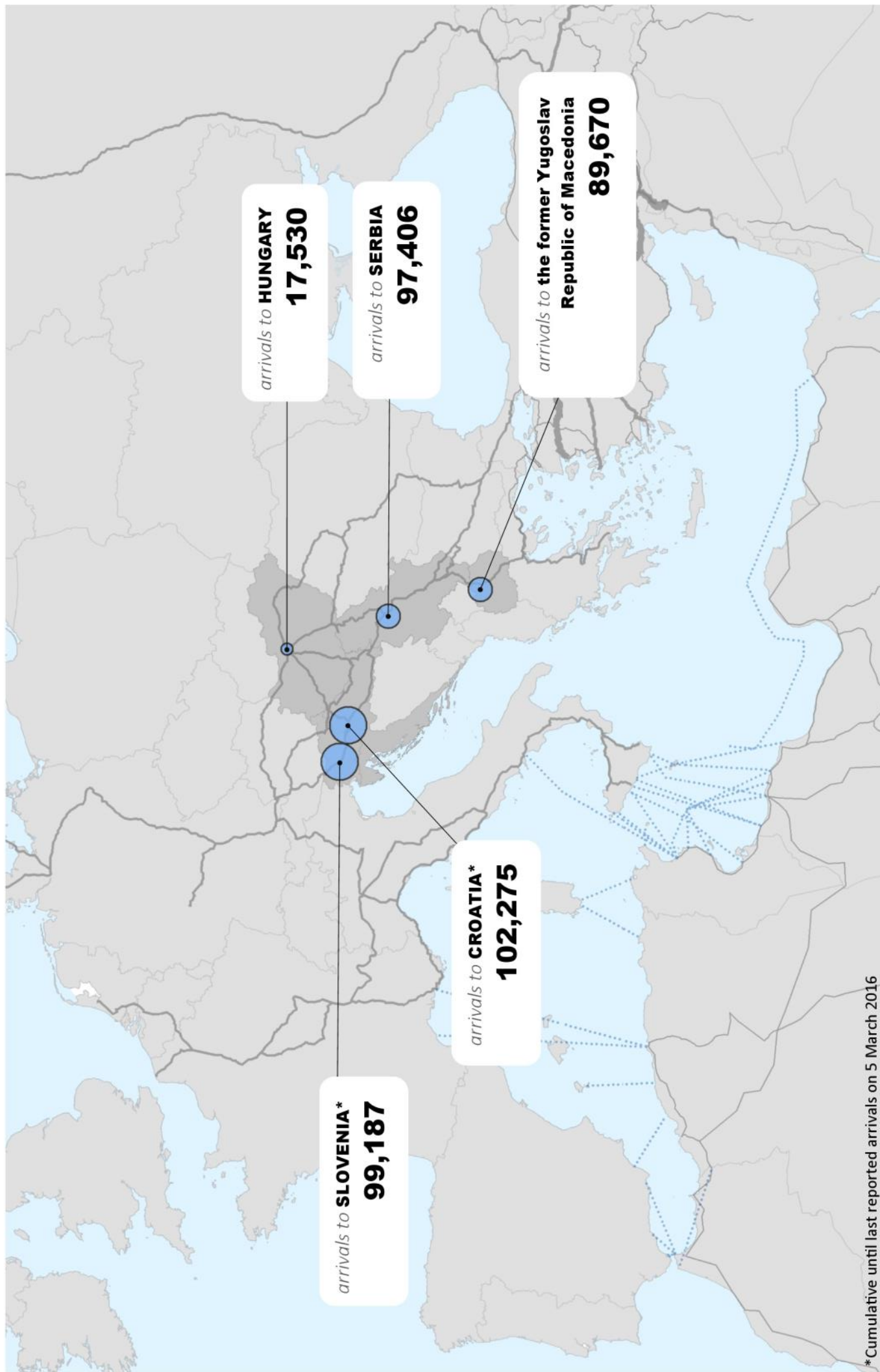
\*\*as of 31 May 2016, UNHCR figures

# OVERVIEW: MIGRANT FLOWS TO EUROPE

Registered and reported arrivals to fYR of Macedonia, Serbia, Croatia, Slovenia and Hungary 📍 From 01 January 2016 to 30 June 2016



**Disclaimer:** Base Map Source: ESRI. This map is for illustration purposes only. Names and boundaries on this map do not imply official endorsement or acceptance by IOM.



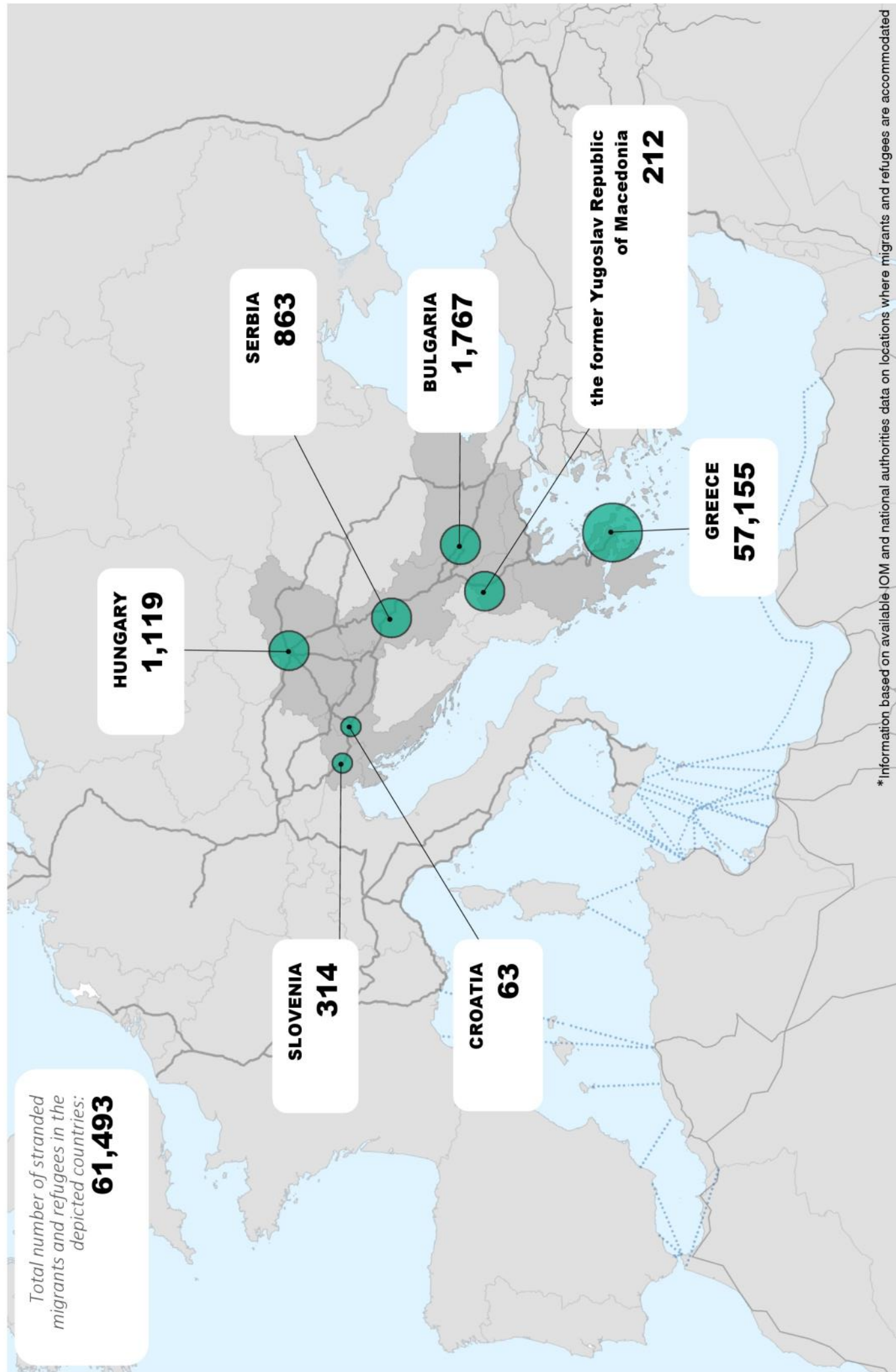
\*Cumulative until last reported arrivals on 5 March 2016

# OVERVIEW: STRANDED MIGRANTS AND REFUGEES

Stranded migrants and refugees in Greece, FYR of Macedonia, Serbia, Hungary, Croatia and Slovenia\* 30 June 2016



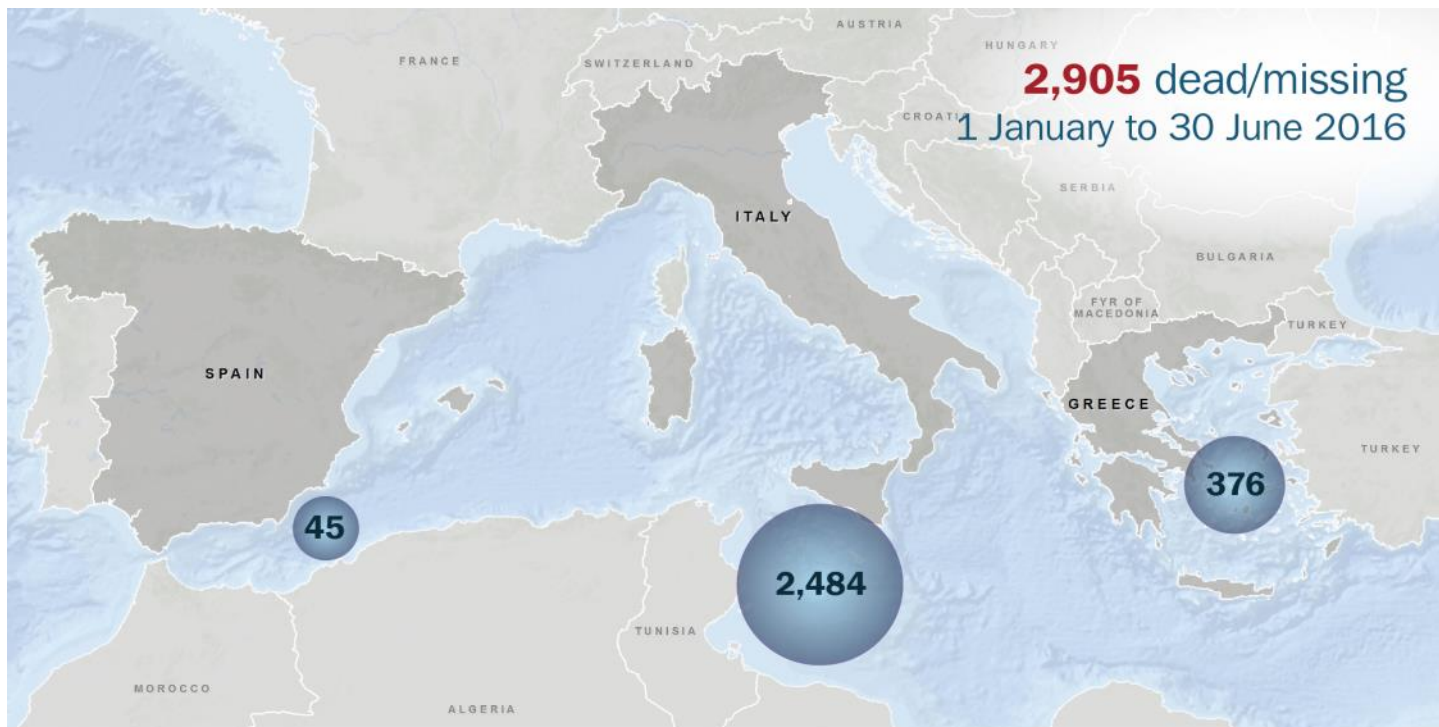
Disclaimer: Base Map Source: ESRI. This map is for illustration purposes only. Names and boundaries on this map do not imply official endorsement or acceptance by IOM.



\*Information based on available IOM and national authorities data on locations where migrants and refugees are accommodated



## Fatalities in the Mediterranean and Aegean Sea



### Mediterranean fatalities by month 2014 - 2016



### Child fatalities at sea, Eastern Mediterranean route to Greece



\*Child fatalities data on the Central Mediterranean route is incomplete as most bodies are never recovered. The true number is not known. Map is for illustrative purpose. Boundaries and names used and designations shown do not imply official endorsement or acceptance by IOM.