

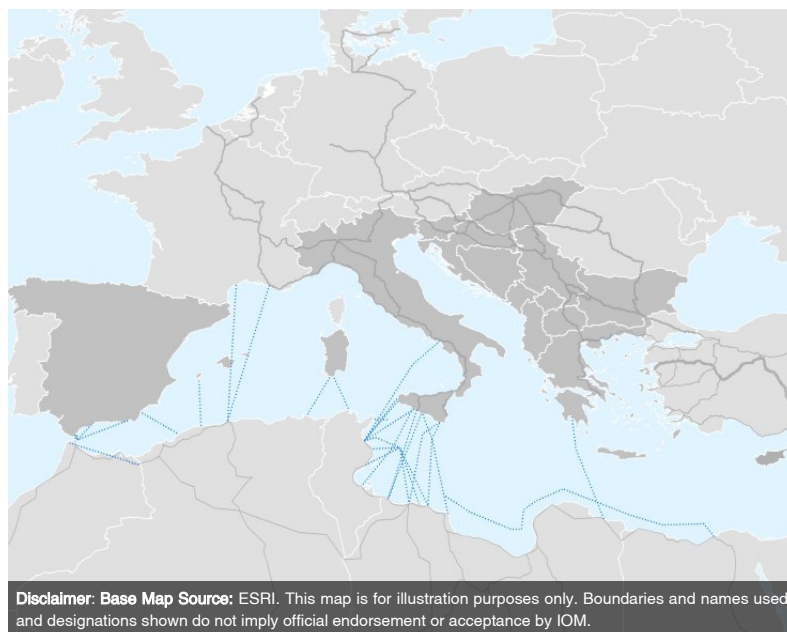
332,092 TOTAL ARRIVALS TO EUROPE 2016

314,004 TOTAL ARRIVALS TO EUROPE 2016 BY SEA

14,820 TOTAL ARRIVALS TO EUROPE
 22 September —5 October 2016

CONTENTS

- [Cumulative arrivals and weekly overview](#)
- [Overview maps](#)
- [Policy Timeline 2015-2016](#)
- [Relocations](#)
- [Bulgaria](#)
- [Croatia](#)
- [Greece](#)
- [Hungary](#)
- [Italy](#)
- [Serbia](#)
- [Slovenia](#)
- [Turkey](#)
- [the former Yugoslav Republic of Macedonia](#)
- [The Central Mediterranean Route](#)
- [Missing Migrants: Fatalities/Missing in the Mediterranean and Aegean](#)
- [Contingency Countries](#)
- [About this report](#)



Visit IOM's interactive map to view data on flows: migration.iom.int/europe

HIGHLIGHTS

- Until **5 October**, there were **142,725** cumulative arrivals in Italy, compared to **130,567** in the last reporting period (a **9%** increase). Comparing arrivals to Italy until 30 September from **2015** and **2016**, there were **131,083** and **132,044** cumulative arrivals respectively, an increase of less than **1%**. In Greece, to date, there have been **169,774** arrivals in contrast to **168,390** up until the last reporting period (an increase of less than **1%**). Relative to the 30 September last year, there were **392,575** and **168,886** arrivals to Greece for 2015 and 2016 respectively.
- The **total number of migrants and refugees** stranded in Greece and in the Western Balkans is **73,721** (2% increase compared to the previous reporting period). Since the implementation of the EU-Turkey agreement on the 10th of March, the number of migrants and refugees stranded in Greece increased by **56%**. For the rest of the countries, **please read page 7**.
- As of **5 October**, there have been **5,878** individuals relocated to **22 EU Member States**. Please see the new page on [relocations](#) for more information.
- As of 5 October, a total of **578** migrants and refugees were readmitted from Greece to Turkey as part of the EU-Turkey Agreement with last readmission taking place on 3 October 2016. The majority of migrants and refugees were Pakistani, Afghan, Bangladeshi and Iranian nationals. See [Turkey section](#).
- Recent updates from the Central Mediterranean route with a focus on Libya and Niger is available on [page 36](#).
- Information about “contingency countries” in the Western Balkans (Albania, Kosovo (SCR 1244)*, Montenegro, and Bosnia and Herzegovina), the Northern Route (Finland, Norway and Russia) is on [page 39](#).
- For information on this report, including details on the sources of this report’s data and tallying methodologies used, please see [page 41](#).


*References to Kosovo should be understood in the context of the United Nations Security Council resolution 1244 (1999)

INTERNATIONAL ORGANIZATION FOR MIGRATION

CONTACTS

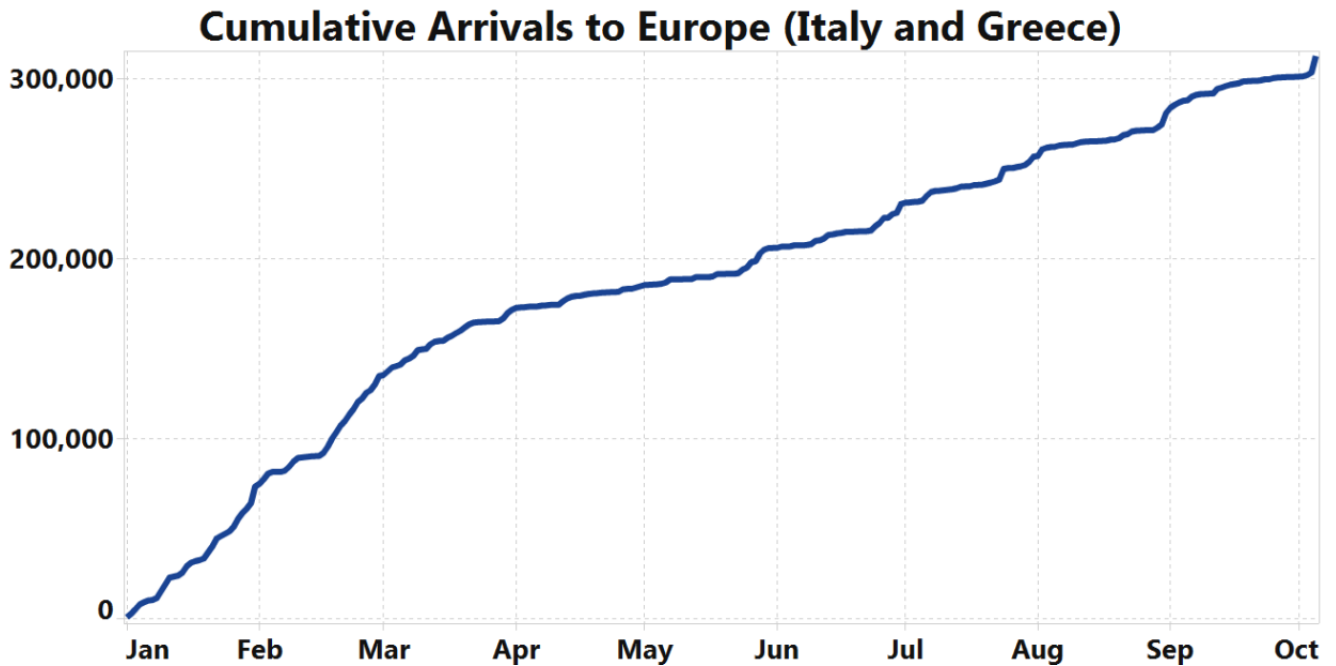
Displacement Tracking Matrix  dtmsupport@iom.int
 migration.iom.int  [@IOM_News](https://twitter.com/IOM_News)
 +41.22.7179.271

IOM information gathering activities are supported by:

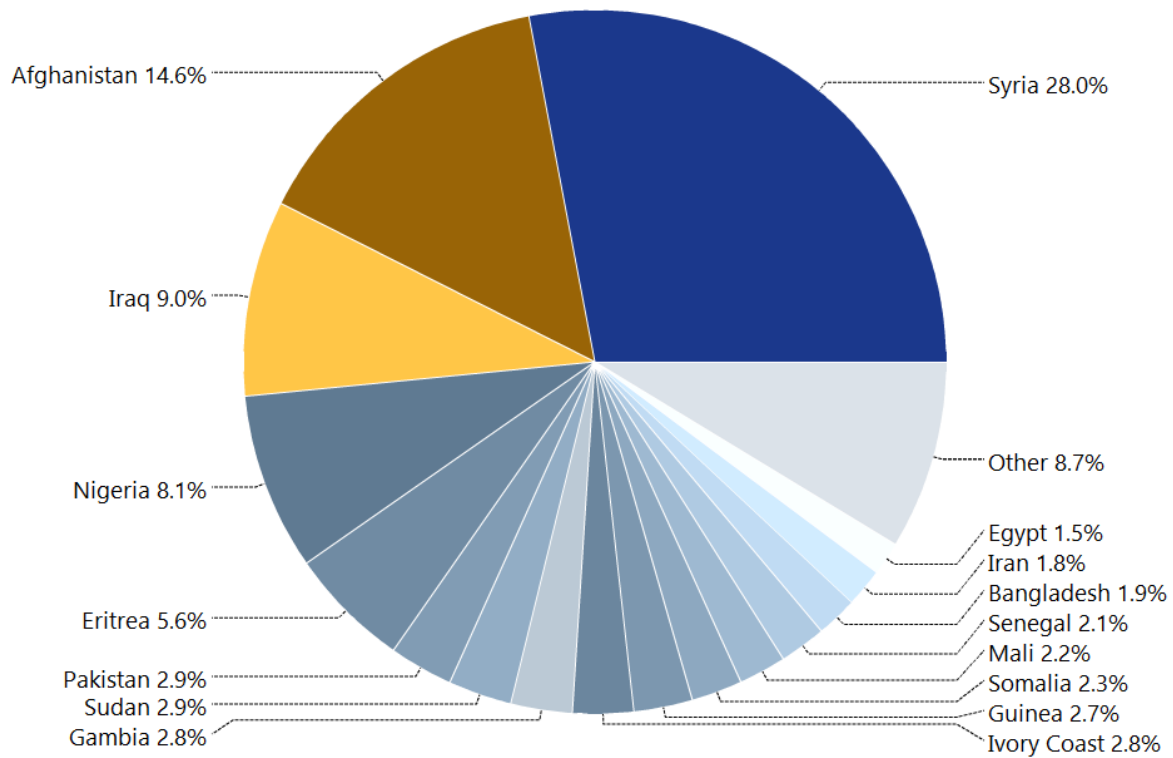


I. CUMULATIVE ARRIVALS AND WEEKLY OVERVIEW

Aggregate cumulative arrivals to Europe



Nationalities of aggregate cumulative arrivals to Europe (up to 31 August 2016*)

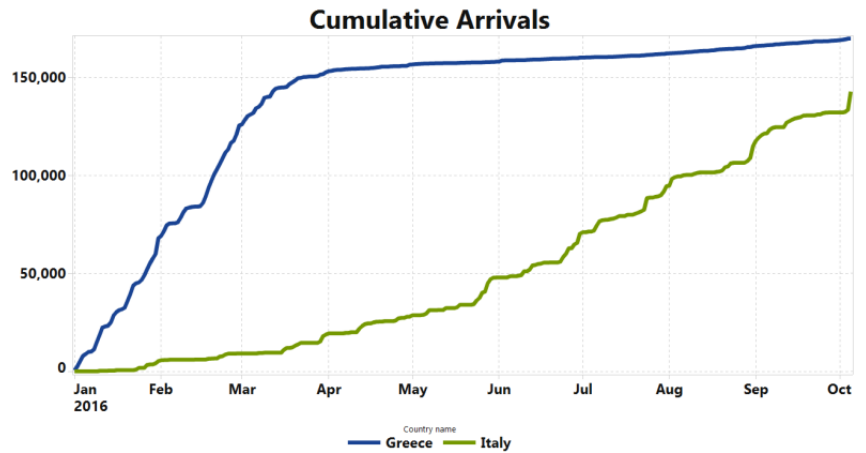


*Last available data on nationality breakdown for Italy and Greece.

Cumulative arrivals by reporting date grouped by country (countries of first arrival Italy, Greece)

Note: Data for Spain and Bulgaria data are not available on a daily basis

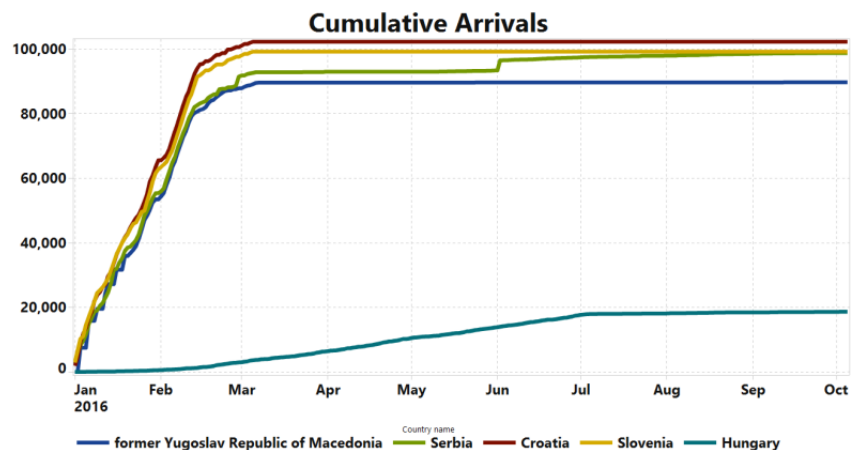
Country name ▲	Greece	Italy
Report Date ▲	Cumulative arrivals 2016	Cumulative arrivals 2016
22Sep2016	168,358	130,567
23Sep2016	168,358	131,087
24Sep2016	168,358	131,087
25Sep2016	168,409	131,738
26Sep2016	168,447	132,021
27Sep2016	168,526	132,044
28Sep2016	168,677	132,044
29Sep2016	168,733	132,044
30Sep2016	168,886	132,044
01Oct2016	169,006	132,069
02Oct2016	169,188	132,069
03Oct2016	169,468	132,408
04Oct2016	169,772	133,531
05Oct2016	169,774	142,725



Month	Average arrivals per day to Italy	Average arrivals per day to Greece
January	176	2,248
February	132	1,984
March	312	(before agreement, 1st to 8th): 1,375 (after agreement, 9th to 30th): 701
April	305	131
May	643	47
June	746	70
July	782	66
August	662	119
September	569	111
October	1,932	178

Cumulative arrivals by reporting date grouped by country (other countries in the route*)

Country name ▲	Serbia	Hungary
Report Date ▲	Cumulative arrivals 2016	Cumulative arrivals 2016
22Sep2016	98,728	18,558
23Sep2016	98,728	18,565
24Sep2016	98,766	18,573
25Sep2016	98,766	18,584
26Sep2016	98,766	18,586
27Sep2016	98,770	18,591
28Sep2016	98,770	18,591
29Sep2016	98,770	18,600
30Sep2016	98,770	18,601
01Oct2016	98,772	18,603
02Oct2016	98,775	18,631
03Oct2016	98,775	18,631
04Oct2016	98,775	18,631
05Oct2016	98,775	18,637



Note:* There were only changes on those countries on the table during the reporting period

Weekly trends: countries of first arrival

Country ▲	Bulgaria		Greece		Italy		Total arrivals		
	Period ▲	Arrivals	% Change	Arrivals	% Change	Arrivals	% Change	Arrivals	% Change
	15 September to 21 September	643	.	705	.	2,179	.	3,527	.
	22 September to 28 September	485	-24.57%	560	-20.57%	1,477	-32.22%	2,522	-28.49%
	29 September to 5 October	520	7.22%	1,097	95.89%	10,681	623.16%	12,298	387.63%

Bi-weekly trends

Over the period of 22 September to 5 October there was a increase of 13% in the overall number of entries to Greece compared to the previous period of 7 September to 21 September.

There was a increase (76%) in the overall number of arrivals to Italy this reporting period of 22 September to 5 October compared to the previous period of 7 September to 22 September.

Weekly trends: other countries

Country ▲	Hungary		Serbia		
	Period ▲	Arrivals	% Change	Arrivals	% Change
	15 September to 21 September	32	.	58	.
	22 September to 28 September	35	9.38%	42	-27.59%
	29 September to 5 October	46	31.43%	5	-88.10%

Daily arrivals by reporting date grouped by country (countries of first arrival)

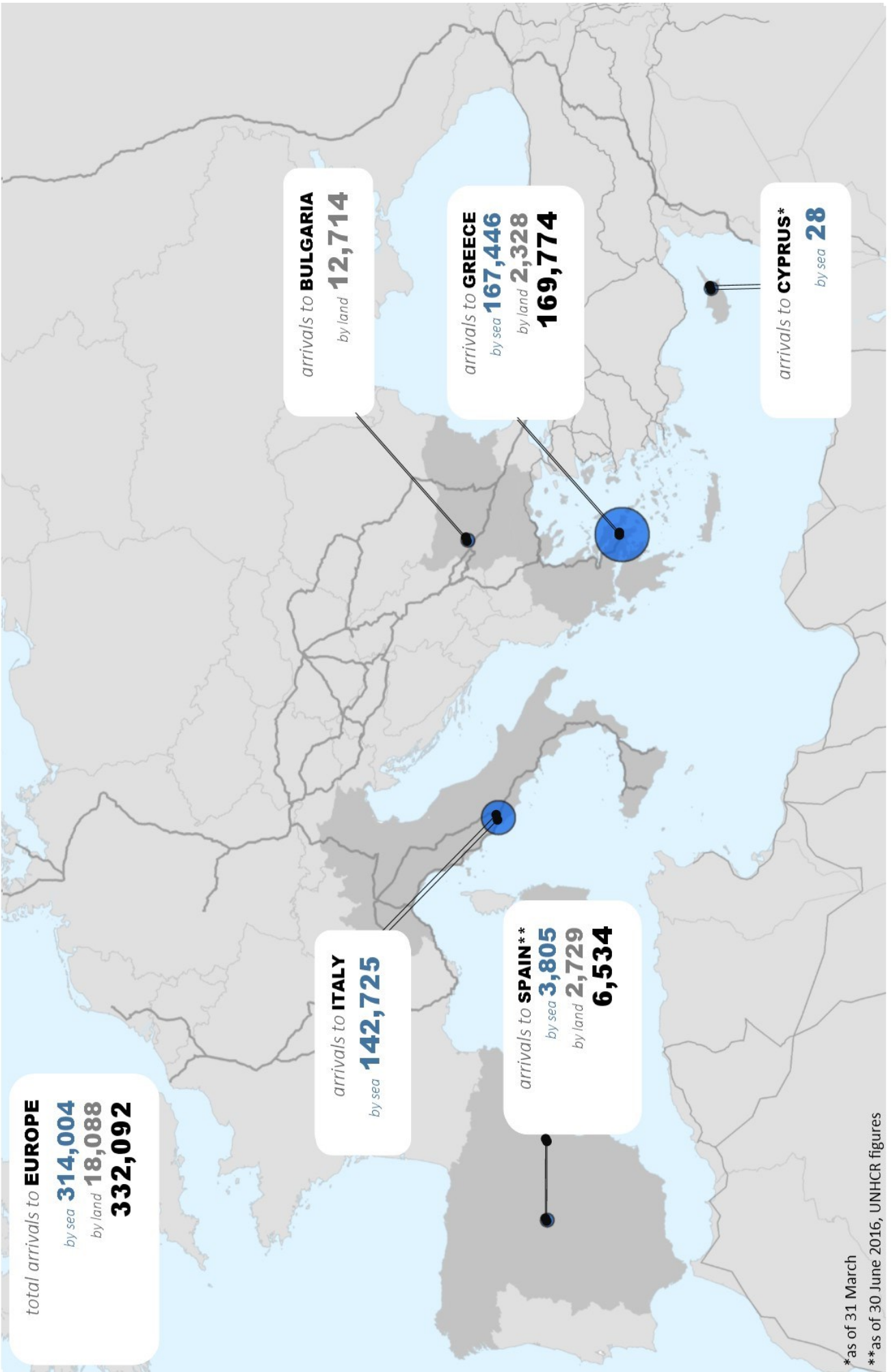
Country name ▲	Greece	Italy	Total
Report Date ▲	Daily arrivals	Daily arrivals	Daily arrivals
22Sep2016	241	0	241
23Sep2016	0	520	520
24Sep2016	0	0	0
25Sep2016	51	651	702
26Sep2016	38	283	321
27Sep2016	79	23	102
28Sep2016	151	0	151
29Sep2016	56	0	56
30Sep2016	153	0	153
01Oct2016	120	25	145
02Oct2016	182	0	182
03Oct2016	280	339	619
04Oct2016	304	1,123	1,427
05Oct2016	2	9,194	9,196
Total	1,657	12,158	13,815



Disclaimer: Base Map Source: ESRI. This map is for illustration purposes only. Names and boundaries on this map do not imply official endorsement or acceptance by IOM.

OVERVIEW: MIGRANT FLOWS TO EUROPE

Registered and reported arrivals to Greece, Cyprus, Spain, Italy and Bulgaria 🇬🇷 From 01 January 2016 to 5 October, 2016




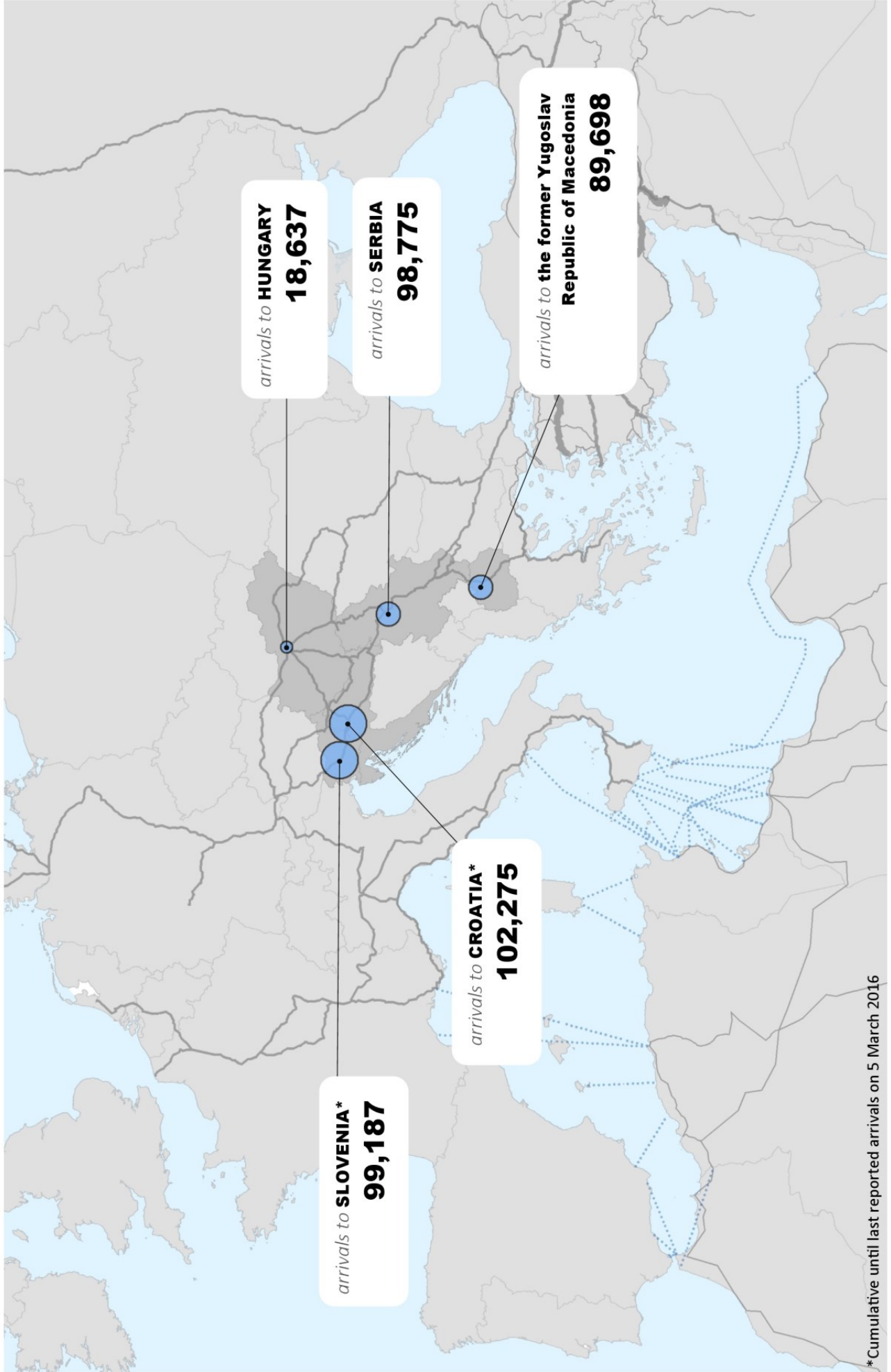
* as of 31 March

** as of 30 June 2016, UNHCR figures

OVERVIEW: MIGRANT FLOWS TO EUROPE

Registered and reported arrivals to FYR of Macedonia, Serbia, Croatia, Slovenia and Hungary 📍 From 01 January 2016 to 5 October, 2016

Disclaimer: Base Map Source: ESRI. This map is for illustration purposes only. Names and boundaries on this map do not imply official endorsement or acceptance by IOM.

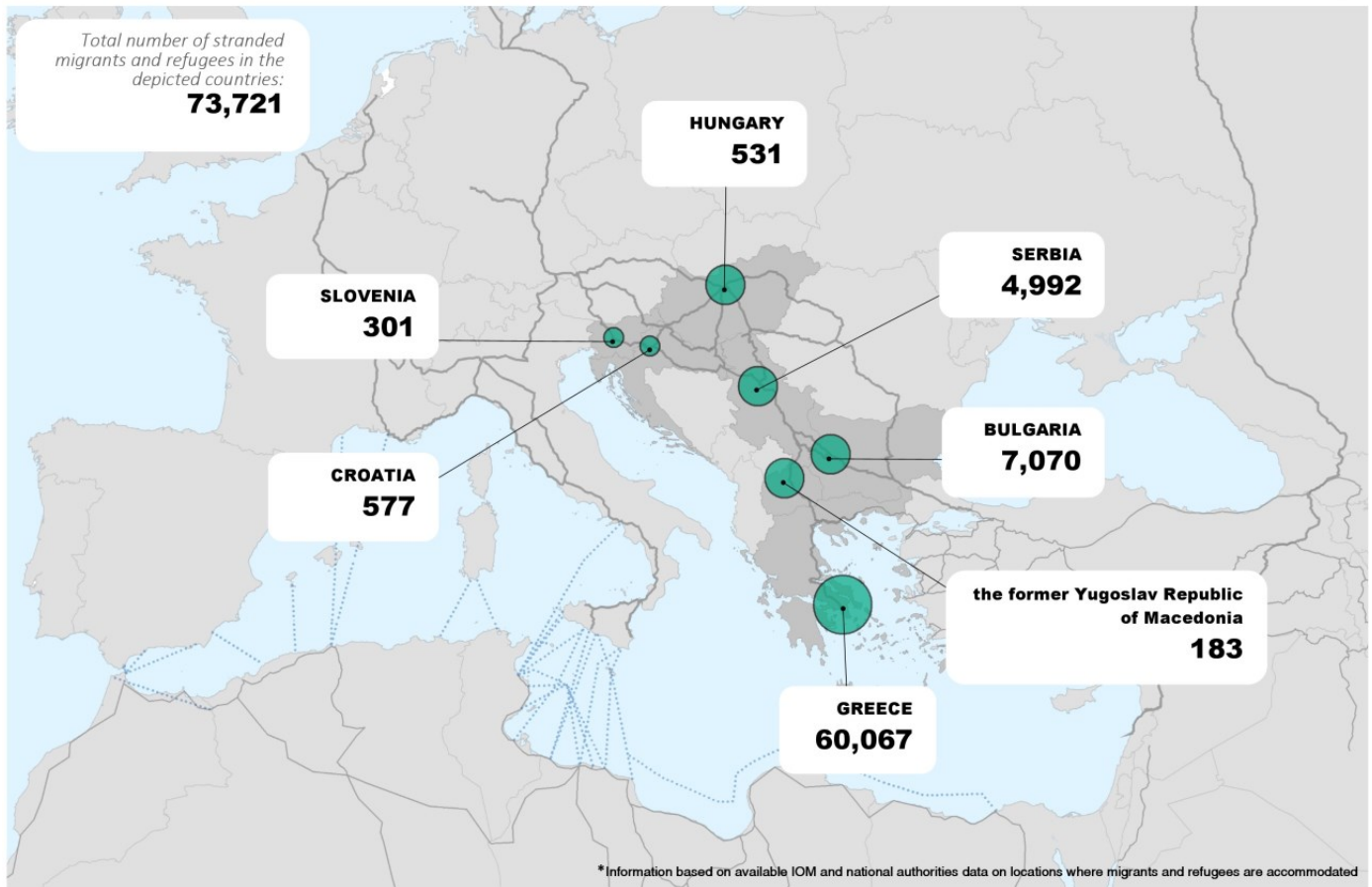



*Cumulative until last reported arrivals on 5 March 2016

OVERVIEW: STRANDED MIGRANTS AND REFUGEES

Stranded migrants and refugees in Greece, fYR of Macedonia, Serbia, Hungary, Croatia, Slovenia and Bulgaria* 5 October 2016

Disclaimer: Base Map Source: ESRI. This map is for illustration purposes only. Names and boundaries on this map do not imply official endorsement or acceptance by IOM.


Stranded Migrants Trends from the EU Turkey Agreement to 5 October 2016 in the Western Balkans, Greece and Hungary

Country	No. of stranded migrants and refugees on 10 March 2016	No. of stranded migrants and refugees on 5 October 2016	% change from March to October 2016
Greece	42,688	60,067	56%
the former Yugoslav Republic of Macedonia	1,199	183	-84%
Serbia	1,706	4,992	192%
Croatia	231	577*	N/A
Slovenia	408	301	-26%
Hungary	-	531**	N/A
Bulgaria	865	7,070***	717%
Total	47,097	73,721	56%

*Number of asylum seekers.

** Data as of 28 September and 5 October respectively.

***Data available as of 29 September 2016.

2. POLICY TIMELINE 2015—2016

17 September 2015

EU ministers approve disputed quota plan: the Czech Republic, Slovakia, Hungary and Romania are outvoted at the ministerial meeting when member states decide to relocate 66,000 refugees from Greece and Italy to other EU countries.

25 October 2015

EU Leaders agree on 17-point plan of action on the Western Balkans Migration Route. This includes Point 14: “Reconfirming the principle of refusing entry to third country nationals who do not confirm a wish to apply for international protection (in line with international and EU refugee law and subject to prior non-refoulement and proportionality checks),” which is thought to have inspired the fYR of Macedonia to close its borders to any migrants not of Syrian, Afghan, or

10 December 2015

The European Commission begins legal action against Greece, Croatia and Italy for failing to correctly register migrants. It also launches an infringement case against Hungary over its asylum legislation. It says the three failed to implement the Eurodac Regulation, which involves fingerprinting asylum seekers and registering the data within 72 hours.

7 March 2016

European leaders reached a tentative agreement with Ankara on the migrant and refugee crisis: the mechanism described as “one in, one out” would be that for every Syrian returned to Turkey from Greece, the EU would then resettle one Syrian from Turkey.

16 October 2015

EU announces it will give Turkey 3 billion EUR in aid and will fast-track approval of visas to Europe for Turkish citizens in exchange for increased controls on the flow of migration from the Middle East to Europe, and taking back migrants whose asylum applications have not been granted.

03 December 2015

Pakistan refuses to allow 30 deported Pakistanis to disembark plane from Athens.

11 February 2016

NATO sends naval patrols and air surveillance in order to deter smugglers in the Mediterranean Sea, as well as to gather intelligence and monitor migrant flow alongside Greek and Turkish coast guards.

18 March 2016

European Union and Turkey signed an agreement which outlines the plan to end irregular migration flows from Turkey to Europe. For more information please see previous Flows Compilation Report which is available [here](#).

3. RELOCATIONS

Based on the Commission's proposals, the Justice and Home Affairs Council adopted in September 2015, two decisions to relocate **160,000** asylum seekers from Italy and Greece, to assist them in dealing with the pressures of the refugee crisis. Under the emergency relocation scheme, persons in need of international protection with a high chance of having their applications successfully processed (EU average recognition rate of over 75%) are relocated from Greece and Italy, where they have arrived, to other Member States where they will have their asylum applications processed. If these applications are successful, the applicants will be granted refugee status with the right to reside in the Member State to which they are relocated. Following the EU-Turkey agreement of 18 March 2016, the Commission has tabled a proposal on the 21 March 2016 to make available further places for resettlement or other forms of legal admission of persons in need of international protection from Turkey by amending Council Decision (EU) 2015/1601 of 22 September and reallocate 54,000 places which were foreseen for relocation for the purpose of resettling Syrians from Turkey to the EU. The EU Council has endorsed this proposal but the opinion of the European Parliament on the Decision is currently pending.

The relocations should take place over two years (September 2015-2017), with the EU budget providing financial support to the Member States participating.

IOM is implementing the pre-departure health assessments, pre-departure orientation and actual transfer of the beneficiaries in coordination with Italy and Greece as well as the Member States to which relocation takes place.

The European Commission has made available an overview of Member States' support to the EU relocation mechanism. To date, **25 out of the 31 participating countries have committed to make places available** under the scheme, namely Belgium (530), Bulgaria (1,302), Croatia (26), Cyprus (80), Czech Republic (50), Estonia (136), Finland (1,120), France (3,320), Germany (1,250), Ireland (273), Latvia (491), Liechtenstein (43), Lithuania (500), Luxembourg (200), Malta (131), the Netherlands (1,075), Norway (170) Poland (100), Portugal (1,642), Romania (1,502), Slovakia (100), Slovenia (130), Spain (400), Sweden (300) and Switzerland (460) with an overall number of only **15,331 places**. You can find the overview [here](#).

Number of relocated migrants from Greece and Italy
as of 5 October, 2016

Member State	From Greece	From Italy	Total
Belgium	153	29	182
Bulgaria	21	0	6
Croatia	10	9	14
Cyprus	42	10	52
Czech Republic	12	0	12
Estonia	49	0	49
Finland	430	322	690
France	1,762	231	1,818
Germany	196	20	215
Ireland	69	0	69
Latvia	80	8	67
Lithuania	86	0	77
Luxembourg	104	20	124
Malta	24	31	50
Netherlands	548	178	674
Portugal	399	183	534
Romania	217	12	202
Slovenia	60	15	75
Slovakia	3	0	3
Spain	344	50	273
Sweden	0	39	39
Switzerland	0	112	72
Total	4,609	1,269	5,878

4. BULGARIA



Background and latest figures

From the start of 2016 until **29 September*** the Bulgarian Ministry of Interior (Mol) apprehended a total of **14,656** migrants who were attempting to enter, exit or reside in the country irregularly. **3,965** have been apprehended on entry, **4,046** on exit and **6, 645** inside the country.

During the period, between 22 September and 29 September, **520** migrants were apprehended. Of these, **82** were apprehended on entry (35 at the border with Turkey, 1 at the border with Serbia and one at the airport in Sofia), **155** were detected on exit (majority on the exit toward Serbia and one person on the border with Romania) and **283** within the country. Additional **434** migrants who were previously registered by the Bulgarian Ministry of Interior, were apprehended while trying to irregularly leave the country toward Serbia. A total number of apprehensions on exit for this week represents a 78% increase compared to the previous week.

22 September—"80% of 160 million euros of emergency aid provided to the Government of Bulgaria (GoB) by the European Commission (announced on Sep 16 2016) will be invested in border surveillance. 20% will be employed to support for the State Agency for Refugees (SAR) and other stakeholders involved in the refugee crisis", the Mol deputy head Filip Gounev declared. 5 million euros would be used for paying the remunerations of the LEOs surveilling the border. 45 million euro would be spent on extending the coverage of the Integrated Border Surveillance System that currently covers 90 km of the Bulgarian–Turkish border (259 km in total length). The deputy Mol minister informed the Border Police would request 36 million needed to buy a new military ship to surveille the sea border. Additionally, Gunev informed about plans to close down one of the SAR centers (three in total) in Sofia and to move it out of the capital city. This is expected to happen within a one year period.

25 September—The National Association of the Municipalities in Bulgaria announced it would participate jointly with SAR in a project for refugees resettling in municipalities that have been seriously affected by a negative demographic growth. No more details have been announced. However, it would be related to refugees' consent to participate.

29 September—Bulgaria has detained a French citizen suspected of links to terrorism on Paris's request after he tried to cross into Turkey. (Bulgarian Prosecutors' Office). The French authorities demanded the detention of 18-year-old Clement Michel after he breached a restriction to leave France. The Bulgarian authorities detained Michel at the border with Turkey.

4 October—the European Commission President Jean-Claude Juncker has said the agreements on the allocation of 108 million Euros to Bulgaria for border protection will be finalized by the end of the week (3-7 Oct 2016). The additional sum of 52 million euros is still being "considered" by the EC.

5 October—two men are under investigation by the Prosecutors Office (in the town of Montana) for smuggling 6 Iraqi (incl. 4 children) migrants who drowned in Danube on 8 September, 2016. They are also investigated for facilitating "illegal residence" of TCNs in the country.

*Latest available data.



Accommodation Facilities (as of 29 September* 2016)

Name of Accommodation Facility	Capacity	Currently Accommodating	Nationalities
Open Reception Centre at Banya	70	5,509	Mainly Afghan (50%), Syrian (20%), Iraqi (19%) and Pakistani (8%) nationals
Open Reception Centre at Pastrogor	320		
Open Reception Centre Sofia – Ovcha Kupel	860		
Open Reception Centre Vrazhdebna (Sofia)	370		
Open Reception Centre Voenna Rampa (Sofia)	800		
Closed Reception Center Sofia—Busmantsi (SAR)	60		
Open Reception Centre at Harmanli	2,710		
Closed Reception Centre at Lyubimets	940	1,561	Mainly Afghan (49%), Syrian (17%), Iraqi (16%) and Pakistani (6%) nationals
Closed Reception Centre at Sofia (Mol)			
Centre at Elhovo	240	N/A	N/A
Total	5,510	7,070	

Known entry and exit points

The main entry points between Bulgaria and Turkey are border checkpoints Kapitan Andreevo, Lesovo and Malko Tarnovo. Migrants and refugees who are coming from Greece mostly use green areas near Kulata-Promahon checkpoint or available routes in Petrich region. Most migrants and refugees enter Bulgaria from green border on foot. Those coming from border checkpoints usually enter by hiding in buses or other vehicles. Undetected migrants continue their journey via taxis and private transportation to external borders or to big cities to find a means of onward

Accommodation Facilities (capacities) and Border Crossing Points**



*Latest available data.

**Based on the available data.

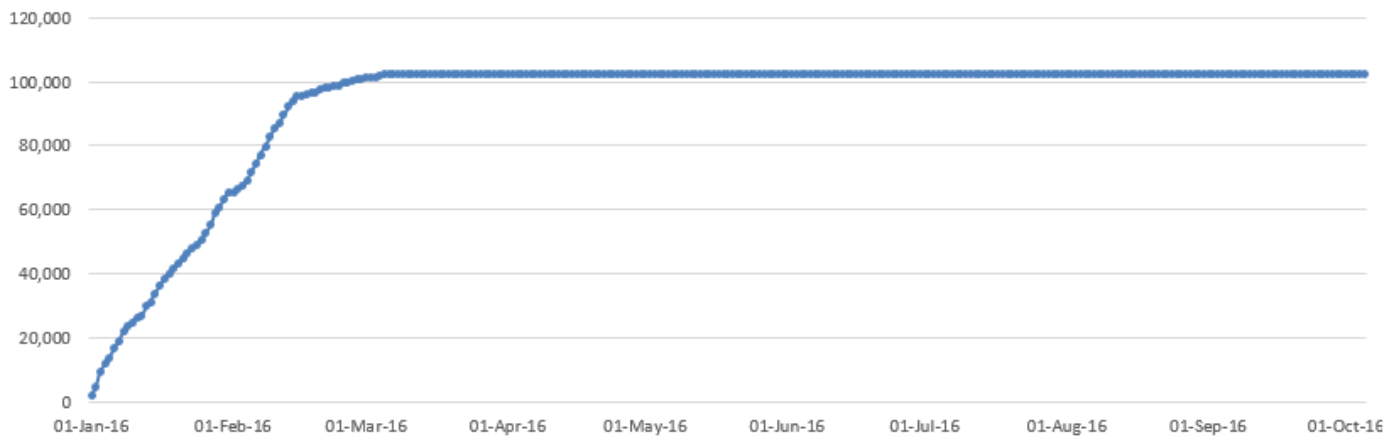
5. CROATIA



Recent Developments

The total number of migrants and refugees who have entered the country from the border with Serbia and have been registered at the Winter Reception and Transit Centre in Slavonski Brod (WRTCSB) since the start of 2016 is **102,275**. Since the closure of the so called “West Balkans route” on 9 March 2016, the influx and transit of migrants and refugees to Croatia vs. that in the period **from 16 September 2015 to 9 March 2016** ceased as a high-volume transit. However, there are still arrivals of irregular migrants, as well as the Dublin Regulation-based returns from other EU Member States.

Cumulative arrivals to Croatia in 2016



Accommodation Facilities (as of 3 October* 2016)

Name of Accommodation Facility	Capacity	Currently Accommodating		Nationalities
		Asylum Seekers	Stranded Migrants	
Open Reception Centre for Asylum Seekers in Zagreb	600	493	0	Afghanistan, Iraq, Syria
Open Reception Centre for Asylum Seekers (Kutina)	100	84	0	Afghanistan, Iraq, Syria
Closed Reception Centre for Foreigners (Ježevo)	100 (+20)	0	0	N/A
TOTAL	800 (820)	577	0	N/A

* Latest available data.

Accommodation Facilities (number of asylum seekers/ capacity) and Border Crossing Points



6. GREECE



Key Findings and Advanced Notifications

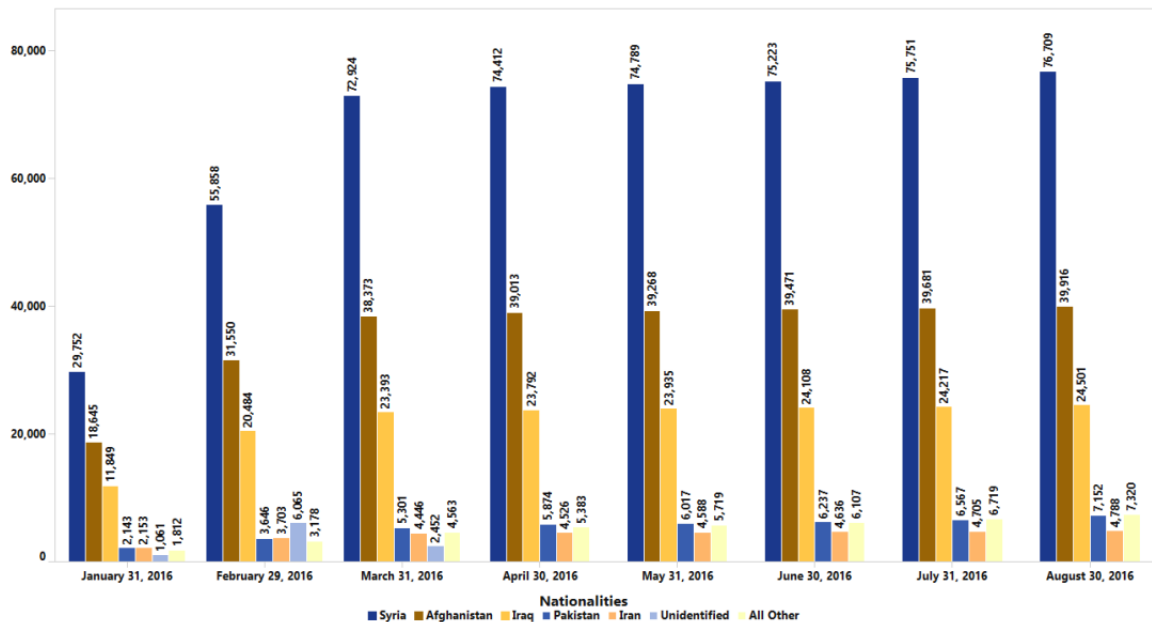
As of **5 October**, the cumulative arrivals to Greece over land and sea for 2016 stand at **169,774**. According to the Hellenic Coast Guard, during the reporting period, there were more than **16** incidents in the Aegean sea.

4 October - The Greek Authorities reported arrivals from Turkey. Namely, **214** migrants were apprehended while trying to cross by land from Turkey to Greece through Evros River in the northeastern part of the country.

Cumulative arrivals by reporting date in Greece



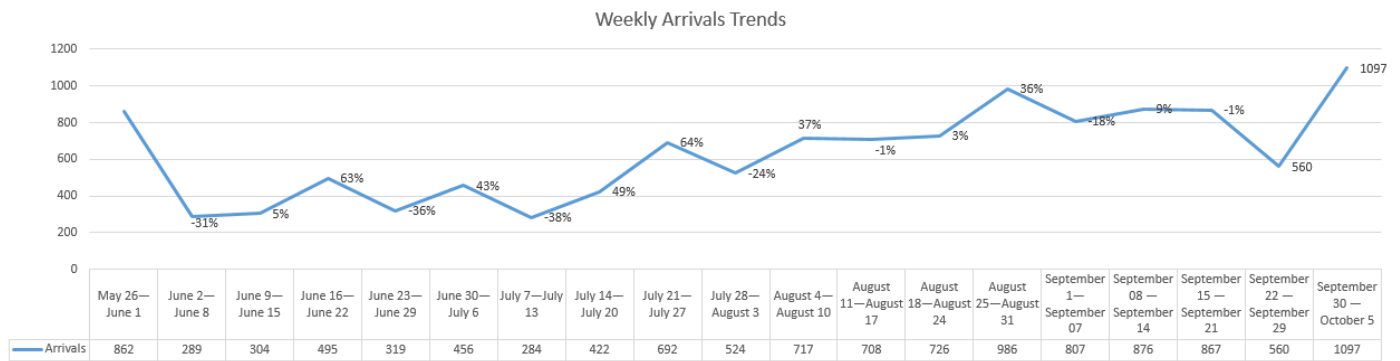
Cumulative arrivals by nationality of origin 2016* (from 1 January to — 30 August 2016) for each month of the year



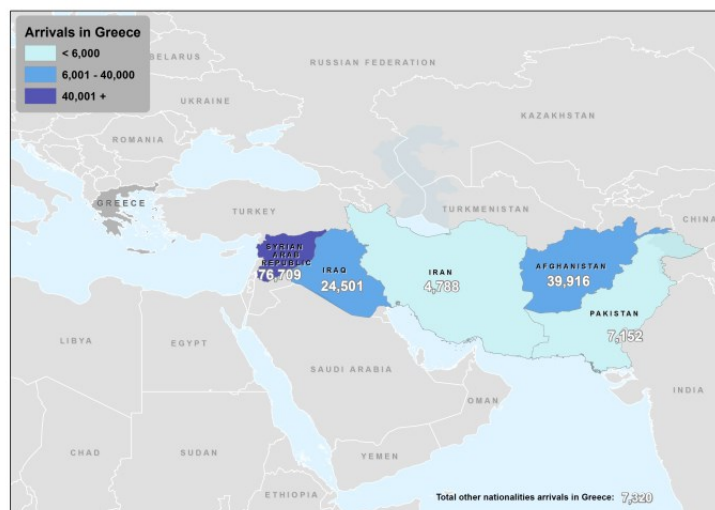
*Data only available on a monthly basis.



Weekly Trends



Cumulative arrivals by nationality of origin 2016 (from 1 Jan to 31 August* 2016)



*Data available on a monthly basis.

Hotspots and Accommodation Facilities*

5 October—The current number of stranded migrants and refugees in Greece is estimated to **60,067**. Greek authorities estimate that **7,468** migrants and refugees are housed in alternative accommodations, while **7,600** are estimated to live outside accommodation facilities.

Accommodation Facilities in Aegan Region (as of 5 October 2016)

Region	Accommodation Name	Capacity	Currently Accommodated	Main Nationalities	Type of Center/Camp
Lesvos	Moria-Hotspot	3,500	5,903	Syria, Iraq, Afghanistan, African Nationals	Official/Closed
Kos	Kos	1,000	1,883	N/A	Official/Closed
Samos	Samos-Hotspot	250	1,694	Pakistan, Syria, Afghanistan	Official/Open
Chios	Chios-Hotspot	1,100	4,123	Syria, Afghanistan, Pakistan	Official/Closed
Leros	Leros-Hotspot	1,000	731	Syria	Official/Closed
Kalymnos	Kalymnos	-	6	N/A	Unofficial
Rhodes	Rhodes	-	217	N/A	Unofficial/Open
Kastellorizo	Megistri	-	37	N/A	Unofficial
Kapathos	Karpathos	-	3	N/A	N/A
Total		6,850	14,597		

*This is not an exhaustive list of all accommodation facilities in Greece, rather a compilation of available data as of 5 October 2016.



Accommodation Facilities in Macedonia and Thrace Region (as of 5 October, 2016)					
Region	Accommodation Facility	Capacity	Currently Accomodated	Main Nationalities	Type of Center/ Camp
Paionia	Idomeni—Evzoni	-	0	N/A	Unofficial/Open
Paionia	EKO Gas Station	-	0	N/A	Unofficial/Open
Thessaloniki	Diavata	1,095	903	Afghanistan, Syria, Iraq	Official/Open
Thessaloniki	Thessaloniki Port	0	0	N/A	Official/Open
Thessaloniki	Oraiokastro	1,332	1,253	N/A	Official/Open
Thessaloniki	Sindos (Karamanlis Building)	567	469	N/A	Official/Open
Thessaloniki	Sindos (Frakapor)	565	536	N/A	Official/Open
Thessaloniki	Kalochori (Iliadi)	485	465	N/A	Official/Open
Thessaloniki	Softex- Kordelio	780	1,574	N/A	Official/Open
Thessaloniki	Vagiochori	206	71	N/A	Official/Open
Thessaloniki	Derveni (Alexil)/(Dion Avete)	1,000	798	N/A	Official/Open
Thessaloniki	Sinatex—Kavallari	500	286	N/A	Official/Open
Thessaloniki	Serres (Former Agricultural Training Center-KEGE)	-	486	N/A	Official/Open
Kilkis	Cherso (Mazaraki Army Camp)	2,500-4,000	1,667	Afghanistan, Syria, Iraq	Official/Open
Paionia	Nea Kavala—Polykastro	2,500	1,875	Afghanistan, Syria, Iraq	Official/Open
Kavala	Chalkero (Municipality of Kavala)	350	0	N/A	Official/Open
Kavala	Perigiali (Former Asimakopoulou Army Camp)	-	112		
Drama	Drama (Municipality)	500	200	N/A	Official/Open
Dio-Olympos	Pieria (Camping Nireas)	400	0	N/A	Official/Open
Pieria	Pieria (Petra Olympou)	1,100-1,400	1,231	N/A	Official/Open
Pieria	Pieria - Ktima Iraklis	200	36	N/A	Open
Pieria	Pieria- Orfeas Hotel	500	0	N/A	Open
Pella	Giannitsa	900	0	N/A	Official/Open
Imathia / Veria	Arm Camp Armatolou Kokkinou/Veroia	400	349	N/A	Open
Imathia	Alexandreia Imathias — "Georgiou Pelagou" Army Camp	1,200	451	Syria, Afghanistan	Open
Thermi	Kordogianni	1,500	1,272	N/A	Official/Open
Total		20,521 (22,321)	14,034		


Accommodation Facilities in Attica Region (as of 5 October, 2016)

Region	Accommodation Name	Capacity	Currently Accomodated	Main Nationalities	Type of Center/Camp
Perama	Schisto Camp	2,000-4,000	760	Afghanistan, Iran	Official/Open
Thebes	Elaionas	1,500	2,183	Afghanistan, Iraq, African Nationals	Official/Open
Eliniko-Argyroupoli	Eliniko I	1,400	902	Afghanistan, Pakistan, Iran	Official/Open
Eliniko-Argyroupoli	Eliniko II	1,300	717	N/A	Official/Open
Eliniko-Argyroupoli	Eliniko III	1,300	798	N/A	Official/Open
Kifisia	Agios Andreas	120	192	N/A	Official/Open
Oropos	Malaksa	1,200	906	N/A	Official/Open
Lavreotiki	Lavrio (Summer Camp)	400	320	N/A	Official/Open
Lavreotiki	Lavrio (Accommodation Facility for Asylum Seekers)	-	450	N/A	-
Piraeus	Piraeus Port	-	0	Syria, Iraq, Afghanistan	Unofficial/Open
Chaidari	Skaramagas Dock	1,000	3,500	N/A	Official/Open
Rafina-Pikermi	Rafina	120	107	N/A	
Eleusina	Merchant Navy School Eleusina	-	275	N/A	Official/Open
Total		10,340(12,340)	11,110		

Accommodation Facilities in Peloponnese, Central and Western Greece Region (as of 5 October, 2016)

Region	Accommodation Name	Capacity	Currently Accomodated	Main Nationalities	Type of Center/Camp
West Macedonia	Konitsa	150	167	Syria, Afghanistan,	Official/Open
West Macedonia	Katsika Ioanninon	250	N/A	N/A	Official/Open
Preveza	Filipiada (Petroulaki Army Camp)	700	353	Syria, Iraq, Afghanistan	Official/Open
Ioannina	Doliana	400	205	N/A	Official/Open
Ioannina	Katsika	1,500	683	N/A	Official/Open
Ioannina	Tsepelovo	200	142	N/A	Official/Open
Chalcis	Chalkida / Ritsona	1,000	570	N/A	Official/Open
Municipality of Tanagra	Oinofyta	300	680	N/A	Official/Open
Lamia	Fthiotida - Thermopiles	400	457	N/A	Official/Open
Larissa	Koutsochero (Euthimioupoli Army Camp)	1,500	0	N/A	Official/Open
Larissa	Kypselochori (Zoga Army Camp)	N/A	122	N/A	Official/Open
Volos	Volos (Prefecture of Magnisia)	200	96	N/A	Unofficial/Open
Kyllini	Andravidas (Municipality)	300	212	N/A	Official/Open
Thessaly	Trikala—Atlantik	-	290	N/A	Official/Open
Total		6,900	3,977		

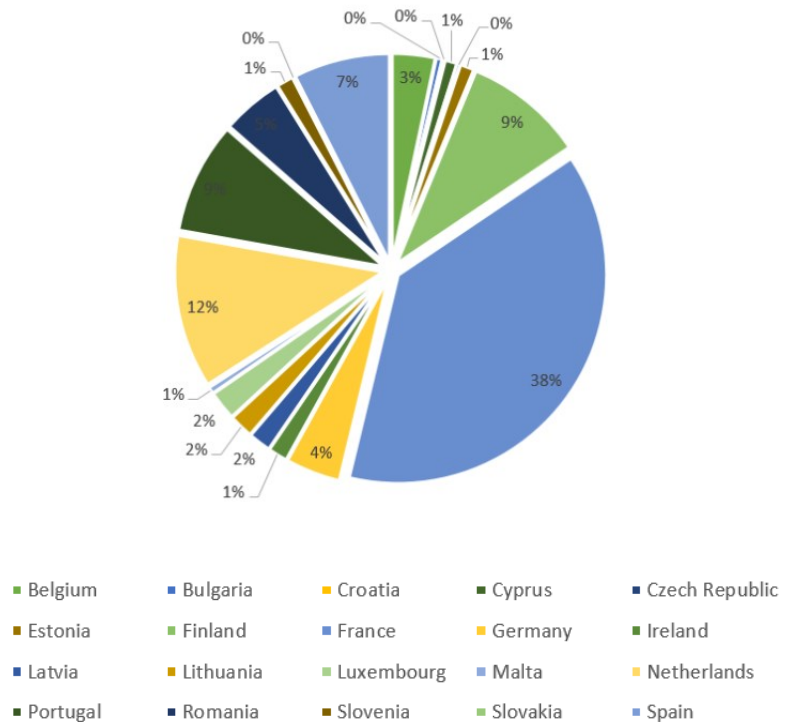


Relocations

As of 5 October, 4,609 migrants have been relocated from Greece (153 to Belgium, 21 to Bulgaria, 10 to Croatia, 42 to Cyprus, 12 to the Czech Republic, 49 to Estonia, 430 to Finland, 1,762 to France, 196 to Germany, 69 to Ireland, 80 to Latvia, 86 to Lithuania, 104 to Luxembourg, 24 to Malta, 548 to the Netherlands, 399 to Portugal, 217 to Romania, 3 to Slovakia, 60 to Slovenia and 344 to Spain). The European Commission has made available an overview of Member States' support to the EU relocation mechanism. Find the complete overview [here](#).

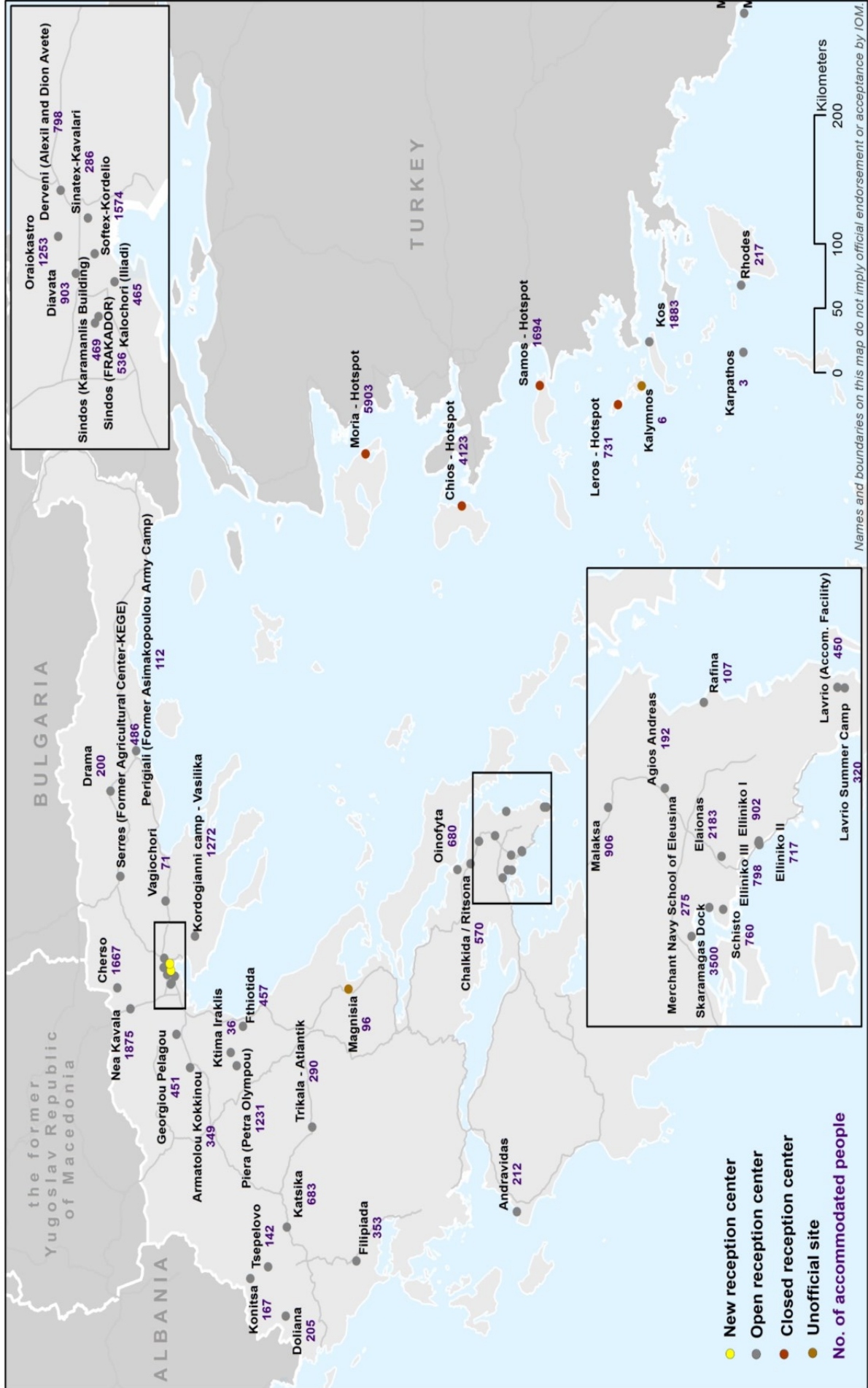
Member State	From Greece
Austria	0
Belgium	153
Bulgaria	21
Croatia	10
Cyprus	42
Czech Republic	12
Denmark	0
Estonia	49
Finland	430
France	1762
Germany	196
Hungary	0
Ireland	69
Latvia	80
Liechtenstein	
Lithuania	86
Luxembourg	104
Malta	24
Netherlands	548
Poland	0
Portugal	399
Romania	217
Slovenia	60
Slovakia	3
Spain	344
Sweden	0
Switzerland	0
TOTAL	4,609

Number of Migrants and Refugees Relocated from Greece



60,067 MIGRANTS AND REFUGEES STRANDED IN GREECE*

5 October 2016



* The accommodation centers visualized on this map do not represent an exhaustive list of all migrant assembly points in Greece.

* Source: IOM and National Authorities

6. HUNGARY



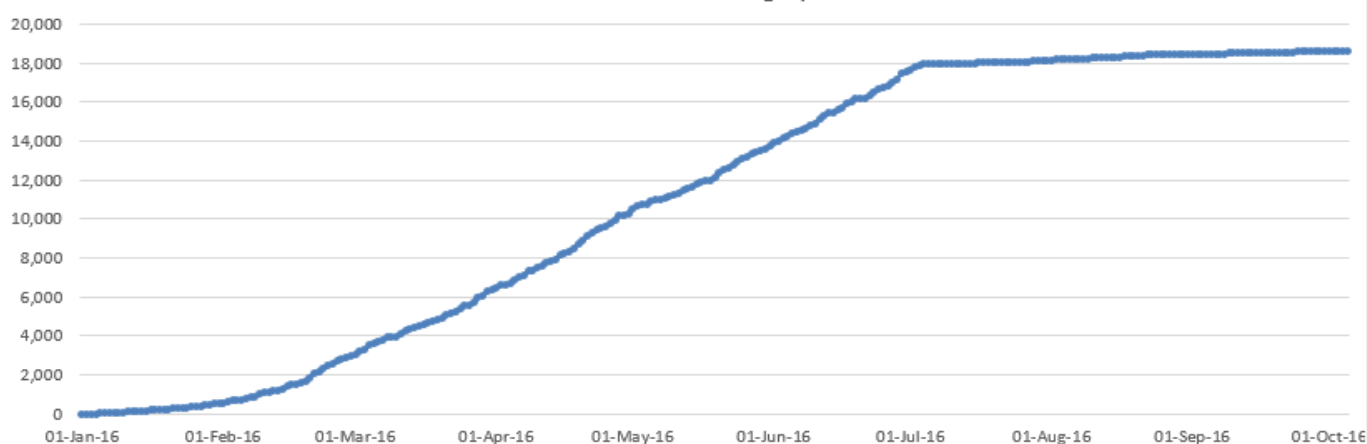
Key Findings and Recent Developments

From 01 January 2016 to 5 October 2016, a total of **18,637** migrants and refugees were registered arriving in Hungary. Due to the barbed-wire fence in place along the Serbian and Croatian borders, there have been reduced numbers of arrivals since 17 October 2015. In the current reporting period, there were **81** new arrivals, a **decrease** from **98** arrivals during the previous reporting period. Colleagues from the field have reported that more and more migrants declare their intentions to stay in Hungary, as they have been worn down by the long journey.

28 September—According to IOM Hungary, the number of stranded migrants waiting at the Tompa and Rösztke border crossing zones have reduced to between 70 and 110.

2 October—The quota referendum was held regarding the question: “do you want the European Union to prescribe the mandatory settlement of non-Hungarian citizens in Hungary even without the consent of Parliament?” Due to the low turnout of 53%, the referendum was deemed invalid. However, 98% of those who voted supported the government thus, the Hungarian PM, Viktor Orbán, claims he will amend the constitution in order to make the decision binding.

Cumulative arrivals to Hungary in 2016



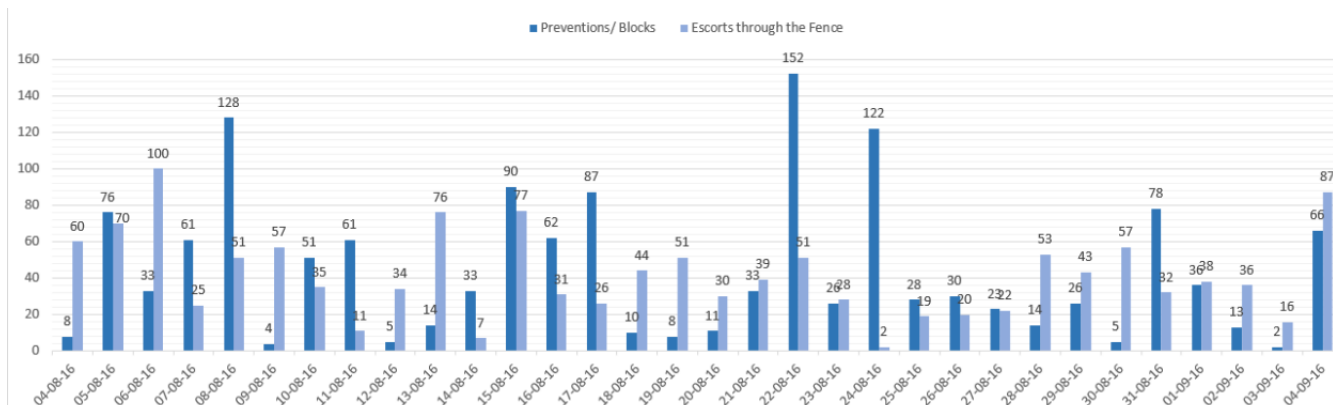
Known entry points

The border in Hungary has been officially closed since September 2015 with the completion of the fence. The migrants have been able to cross the border only through the official crossing transit points of Tompa and Roszke on the border with Serbia. During the period between 25 August and 25 September, a total of **2,697** migrants have been apprehended while trying to cross Serbian-Hungarian border illegally. **50%** (1,369) were prevented/stopped by the border police and **50%** (1,328) were returned back to the Serbian side.

Apart from occasional arrivals through Romania and Croatia, there are no indicators that the route could have changed following the official closure of the Western Balkans route.

Known entry points: Serbian border—Rösztke, Tompa, and Assotthalom (under construction).

Irregular Crossings to Hungary (from 25 August to 25 September* 2016)



*Latest available data.

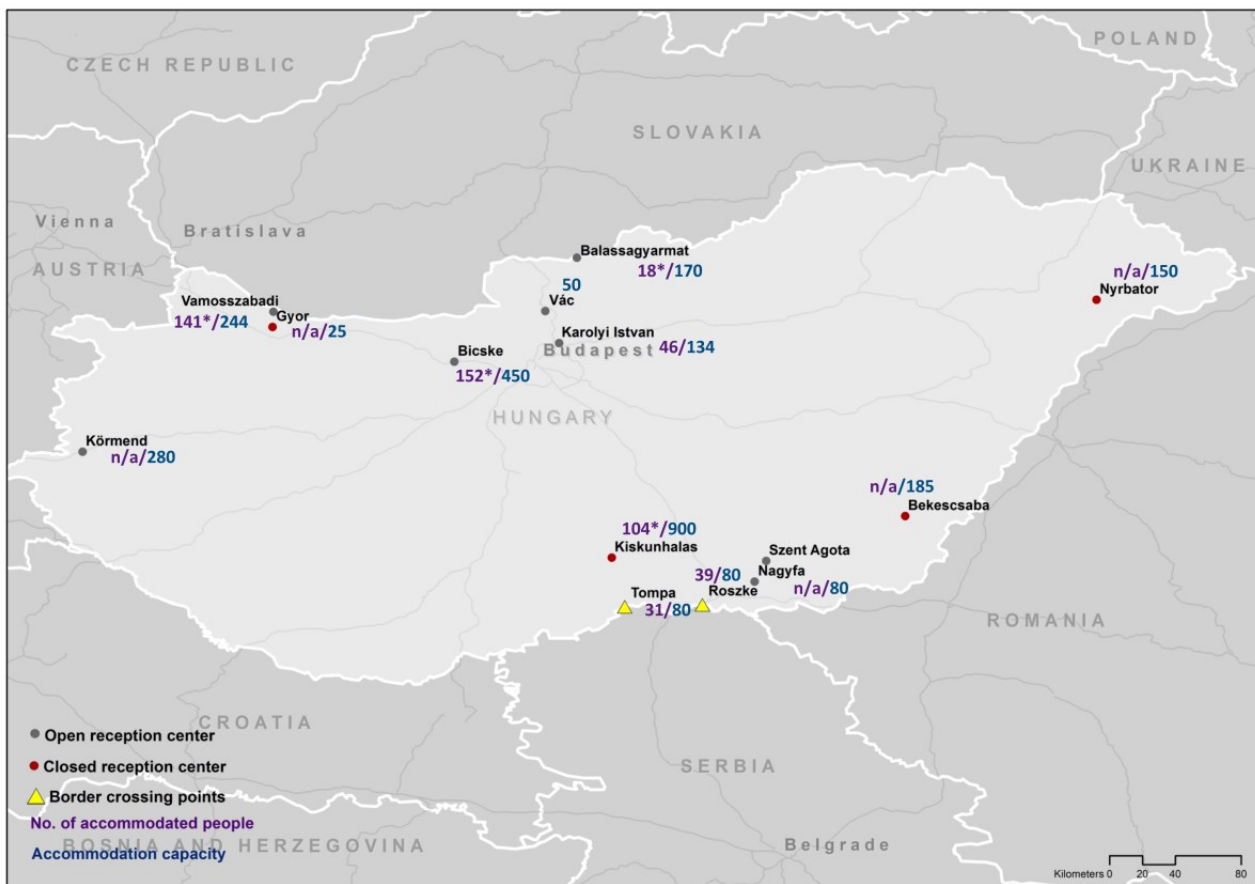


Accommodation Facilities

Number of Accommodated Migrants as of 21 September*		
Location	Capacity	Currently Accommodated
Bicske Open Reception Centre	450	152*
Vàmosszabadi Open Reception Centre	244	141*
Kiskunhalas Closed Reception Centers	500	104*
Balassagyarmat Open Centre	170	18*
Károlyi István Child Protection Centre in Fót - for UAC and UAM	134	46
Röszke-Horgos Transit Zone	80	39*
Tompa-Kelebia Transit Zone	80	31*
Total	1,658	531

*Last available data for are as of 14 September.

Accommodation Facilities (occupancy/capacity) and Border Crossing Points



*Data available from 28 September, 2016

7. ITALY



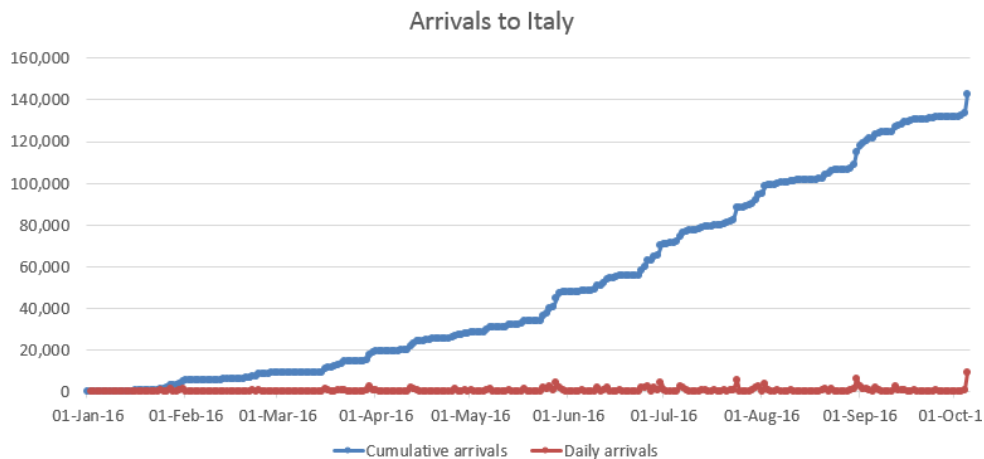
Key Findings and Advanced Notifications

From 1 January 2016 to 05 October 2016, **142,725 migrants** are reported to have arrived by sea, which is a **8.6%** more than the arrivals registered in the same period in 2015. IOM data is adjusted according to the official figures provided by Italy's Ministry of Interior every week. According to MOI, **Nigeria** represent the first declared nationality at arrival with around one quarter of all arrivals in 2016, followed by **Eritrea, Gambia, Ivory Coast, Guinea, Sudan, Mali, Senegal, Somalia, Bangladesh.**

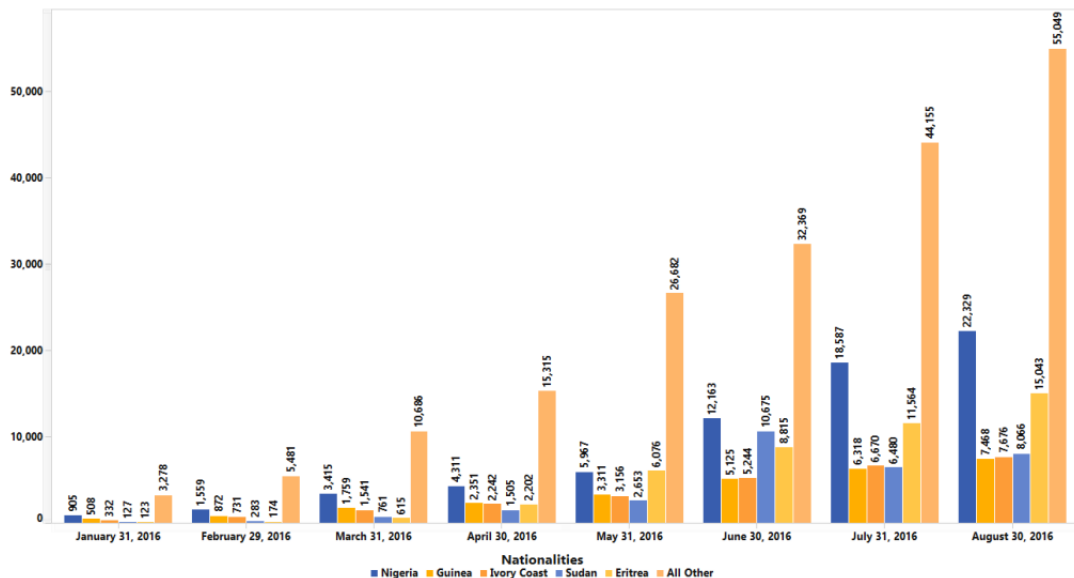
In the Sixth Report on Relocation and Resettlement released on September 28th (available [here](#)) the European Commission pushes Italy to speed up the process to increase the number of and make the hotspots fully operational, as the current capacity of **1,600** places in the **four operational hotspots** (Pozzallo, Lampedusa, Trapani and Taranto) is not sufficient. The number of unaccompanied minors arriving in Italy continued to increase (more than 20,500 arrivals since the beginning of January, of which more than 2,800 are Eritreans and more than 115 Iraqis eligible for relocation). To limit secondary movements, the Italian police is regularly transferring migrants who moved irregularly from the South to the North of the country, back to the reception facilities in the South of the country.

3 October—three years from the dramatic shipwreck off the coast of Lampedusa in which 368 migrants died, Italy celebrated the first National Day in Memory of the Victims of Immigration. **3,502** migrants are recorded to be dead in the Mediterranean since the beginning of the year, **322** of which only in September.

Cumulative arrivals by reporting date in Italy



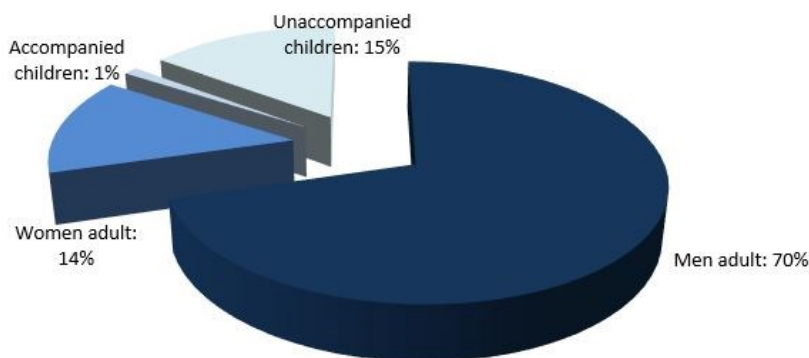
Distribution of arrivals to Italy by nationality of origin (from 1 January to 31 August 2016*) for each month of the year



*Breakdown per nationality is available only on a monthly basis.



Demographic Breakdown of Arrivals to Italy for the month of August 2016*



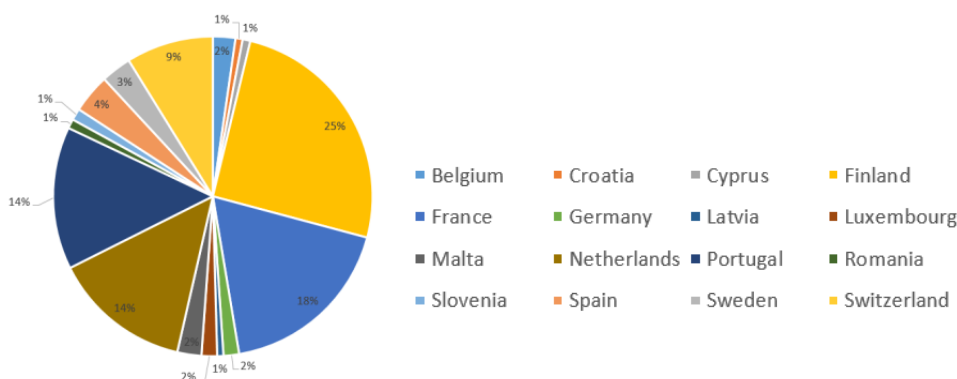
*Demographic breakdown is available only on a monthly basis.

Relocations: As of 5 October, out of a total of 5,878 individuals relocated, 1,269 departed from Italy. As the relocation process from Italy continues to be slow and number of migrants eligible for relocation increases, many are trying to find alternative ways to continue their journey toward other European countries.

According to IOM Italy, some 40 migrants are planned to be relocated from Italy to Switzerland on 23 September.

Member State	From Italy
Austria	0
Belgium	29
Bulgaria	0
Croatia	9
Cyprus	10
Czech Republic	0
Denmark	0
Estonia	0
Finland	322
France	231
Germany	20
Hungary	0
Ireland	0
Latvia	8
Liechtenstein	
Lithuania	0
Luxembourg	20
Malta	31
Netherlands	178
Poland	0
Portugal	183
Romania	12
Slovenia	15
Slovakia	0
Spain	50
Sweden	39
Switzerland	112
TOTAL	1,269

Number of Migrants and Refugees Relocated from Italy



Known entry and exit points

Known entry points: Migrants are usually rescued in international waters in the Central Mediterranean Sea and brought to mainland. Main ports of disembarkation are Augusta, Pozzallo, Catania, Palermo, Messina, Lampedusa and Trapani (Sicily), Reggio Calabria, Crotona, Vibo Valentia, Corigliano Calabro (Calabria). While the last week of September registered virtually no new arrivals because of unfavourable weather and sea conditions, the pace of search and rescue operations in the Mediterranean Sea and disembarkations has increased again during the first week of October, when some 6000 migrants have been rescued in the SAR zones in front of Libyan coasts.

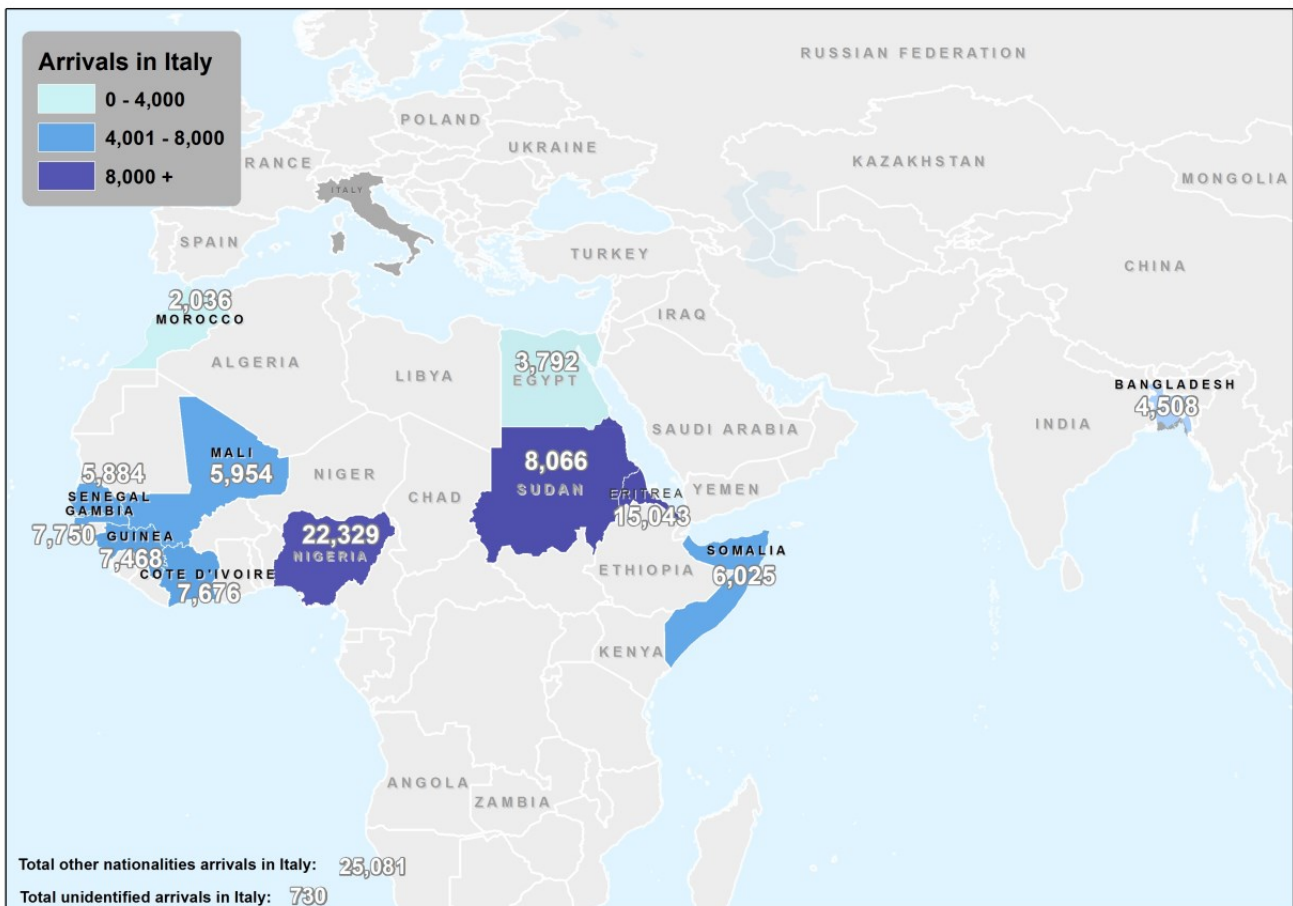
Known exit points: As exit points towards neighbouring countries (France, Switzerland and Austria) are almost totally closed, more migrants trying to reach other European countries are stuck in towns in the border areas. Mainly but not exclusively from Sudan, Eritrea and Ethiopia (Oromo), unaccompanied minors and women with small children are among them. Informal camps and gatherings in the train station area of Como, Ventimiglia and Rome (Tiburtina) have been evicted and dismantled by the Italian police at the end of September. Still, alongside migrants in transit hosted by some temporary shelters organized by municipalities—in Como, Milan, Ventimiglia, some hundreds of migrants per night are reported to be gathering around the train station areas in Rome and other cities in the North of Italy.



Known entry points in Italy



Cumulative arrivals by nationality of origin 2016 (from 1 Jan to 31 August 2016)



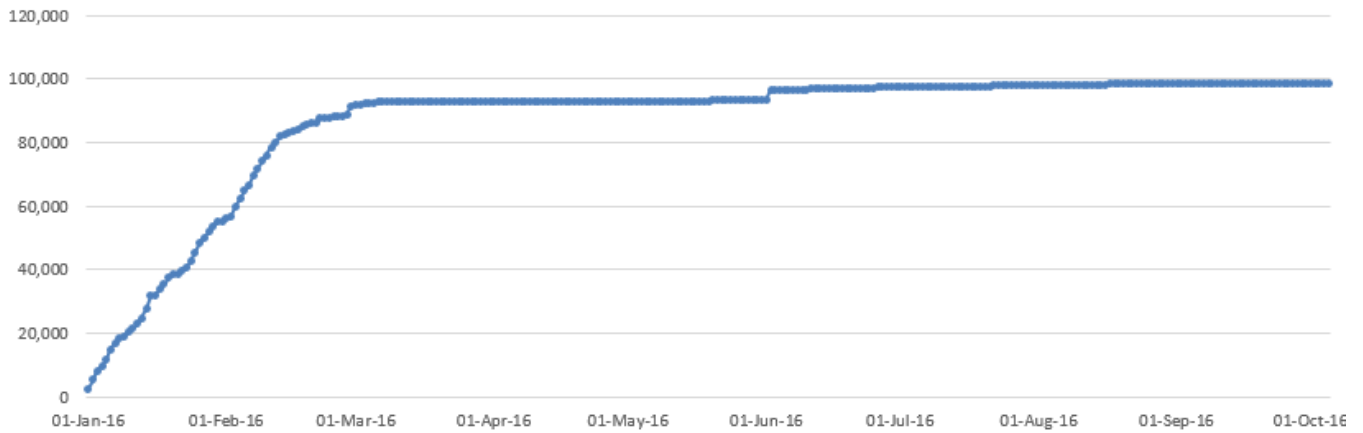
8. SERBIA



Key Findings and Advanced Notifications

05 October – Over the period from 22 September to 5 October 2016 estimated **47** migrants and refugees arrived in Serbia. This represents **59.8%** decrease compared to the previous reporting period. The total number of migrants that have entered the country since the start of the year is **98,775**.

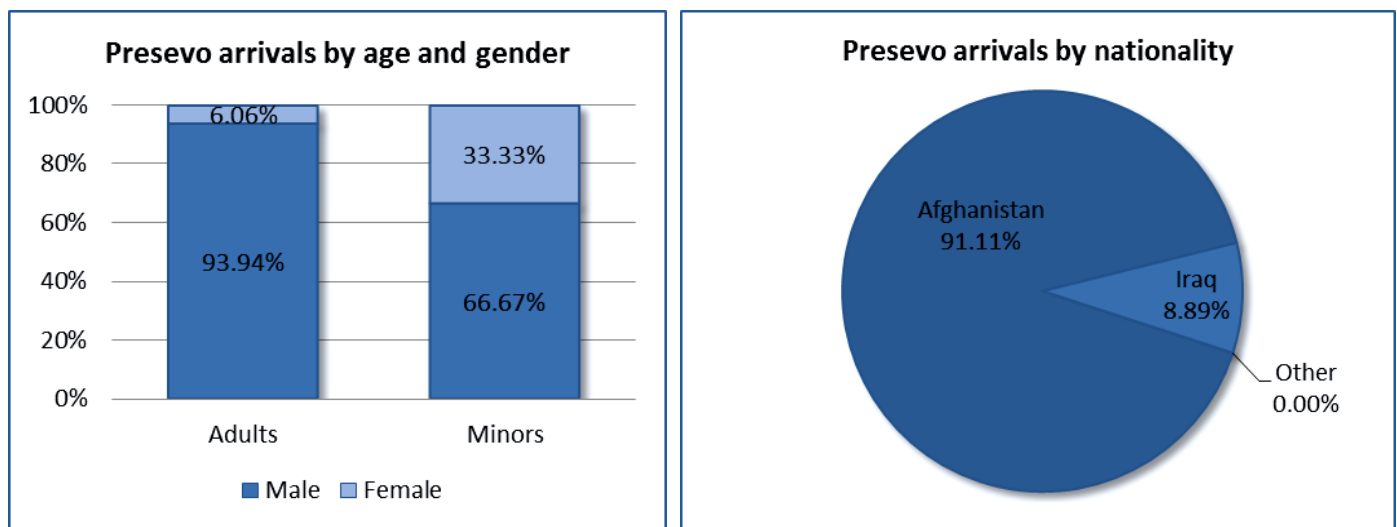
Cumulative arrivals to Serbia in 2016



Accommodation Facilities (as of 5 October 2016)

Presevo Reception Centre

During the reporting period **45** estimated arrivals to **Presevo** reception center, average of **3** per day. Majority or newly arrived migrants and refugees are from Afghanistan, estimated **91%**. Adults make up approximately **73%** and minors **27%** of the total number of new arrivals.

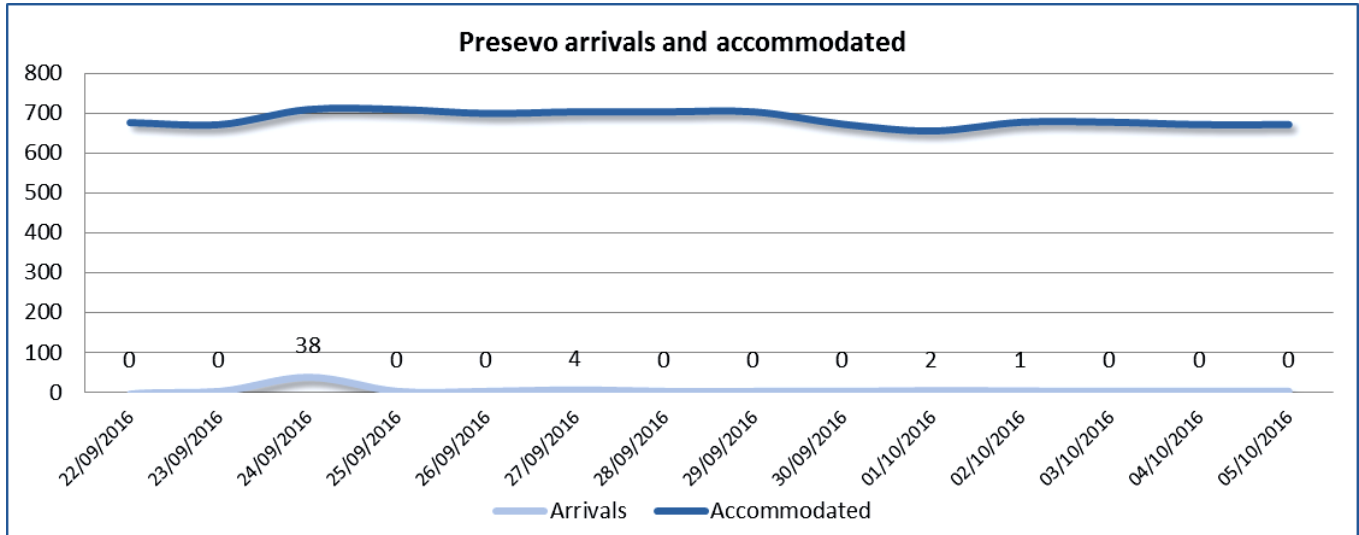


Estimated breakdown by nationality and age/gender for migrants arrived at Presevo RC. Source: IOM, SCRM*

* Commissariat for Refugees and Migration of the Republic of Serbia



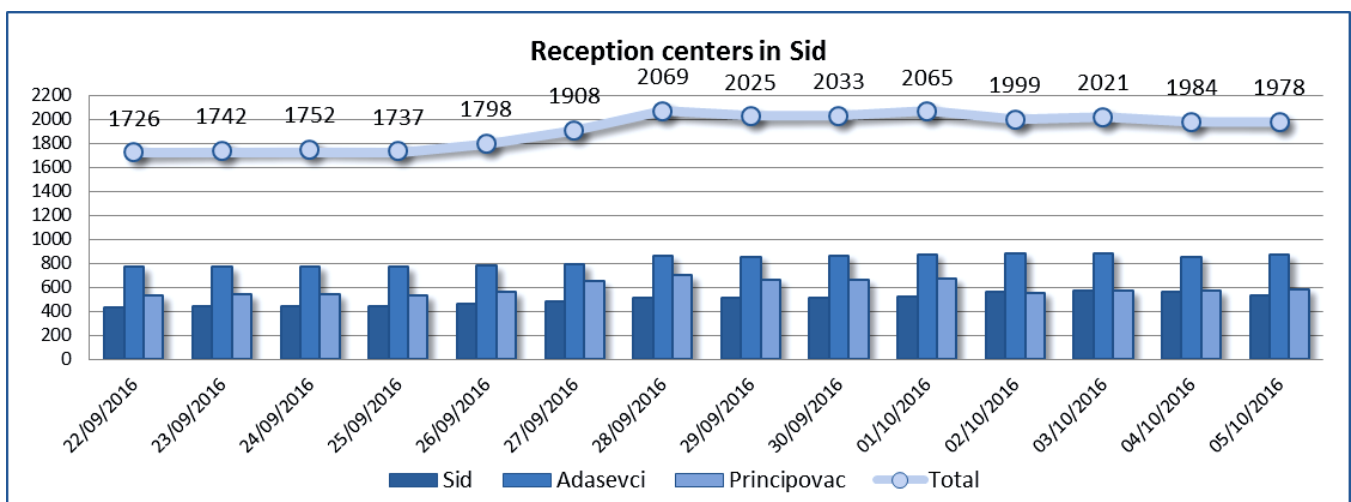
On 5 October **672** migrants and refugees were accommodated in Presevo Center (average for period—687), **50%** adults (male—69%, female—31%) and **50%** minors (male—67%, female—33%). Of the number of accommodated migrants and refugees **59%** are from Afghanistan, **18%** from Iraq, **12%** from Syria, **8%** from Pakistan, **3%** other nationalities.



Estimated number of accommodated migrants/refugees in Sid area reception centers. Source: IOM, SCRM

Reception Centers in Sid

5 October – the reception center in **Sid** accommodated **527** (average for period 497) migrants and refugees, mostly from Afghanistan (52%) and Pakistan (24%). Reception center in **Adasevci** accommodated **867** (average for period 826) migrants and refugees, mostly from Afghanistan (54%), Syria (20%) and Iraq (8%). Reception center in **Principovac** accommodated **584** (average for period 594) migrants and refugees, mainly from Afghanistan (54%) and Syria (13%). Over the reporting period estimated average number of migrants and refugees present at reception centers in Sid area is **1,917** per day, ranging from 1,648 to 2,069.

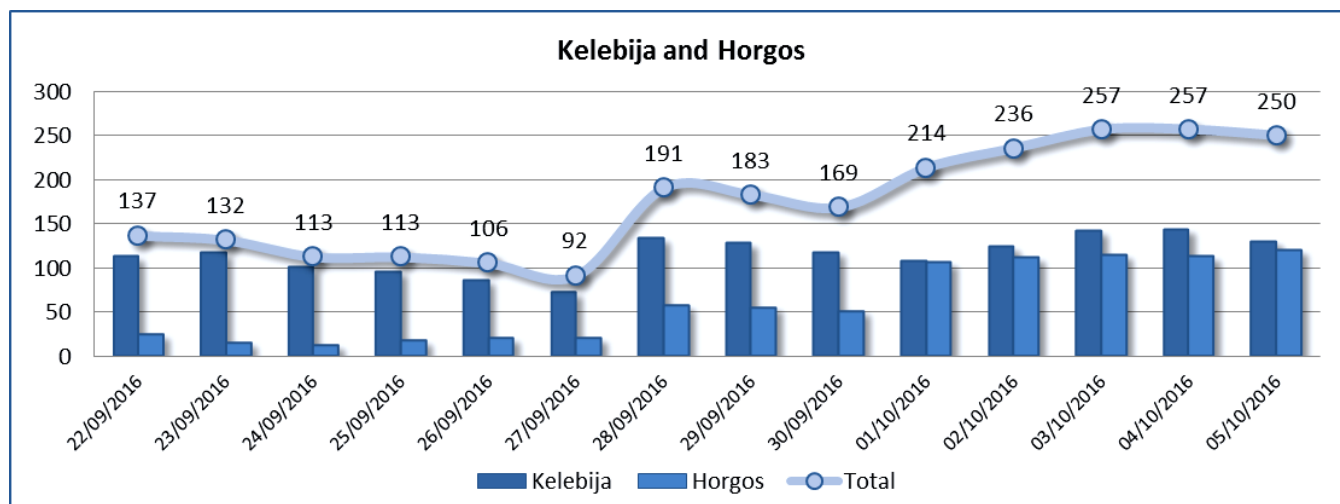


Estimated number of accommodated migrants/refugees in Sid area reception centers. Source: IOM, SCRM, Border Police



Subotica Reception Center and Transit Zones

On 5 October at **Kelebija** and **Horgos** border crossing zones, the combined number of **250** migrants and refugees present, an increase compared to 169 reported on 21st September. Additionally the reception center in Subotica is accommodating around **400** migrants and refugees. Number of persons admitted to Hungary remained the same as in the previous period, on average **30** migrant and refugees per day (15 per border crossing zone).

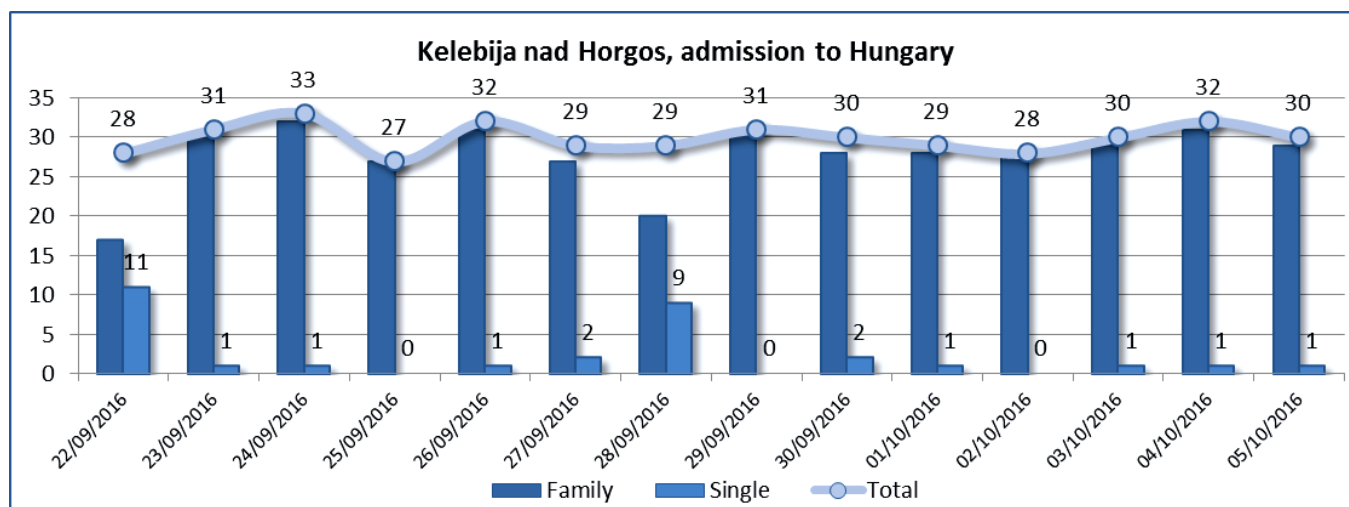


Estimated number of migrants/refugees present at Kelebija and Horgos border crossing zones. Source: IOM

22 Sept-5 Oct	Kelebija border crossing zone			Horgos border crossing zone		
	Male	Female	Minors	Male	Female	Minors
Age/Gender %	40	20	40	33	15	52

22 Sept-5 Oct	Kelebija border crossing zone			Horgos border crossing zone		
	Syria	Iraq	Other	Afghanistan	Iran	Other
Nationality %	57	30	14	94	4	2

Estimated breakdown by age/gender and by nationality, average for period. Source: IOM

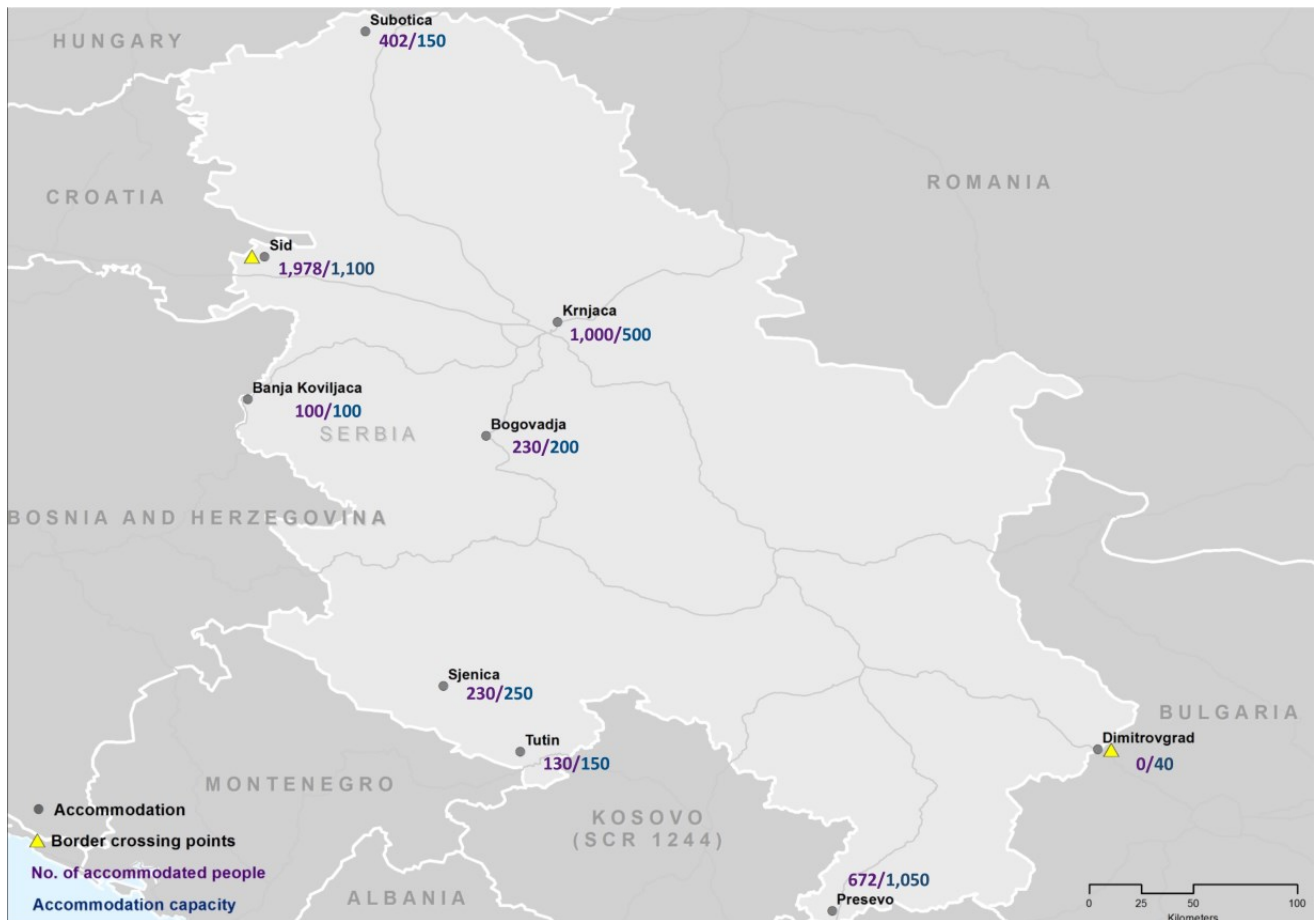


Number of migrants and refugees admitted, families and single males/females Source: IOM

* Latest available data.



Accommodation Facilities (with occupancy/capacity) and Border Crossing Points



Name of Accommodation Facility	Capacity	Currently Accommodating
Permanent Asylum Centre in Preševo	1,050	672
Subotica	150	402
Šid (Centre, Principovac, Adasevci)	1,100	1,978
Dimitrovgrad	40	0
Krnjaca	500	1,000
Banja Koviljaca	100	100
Sjenica	250	230
Tutin	150	130
Bogovadja	200	230
Horgos Transit Site	n/a	120
Kelebija Transit Site	n/a	130
Total	Minimum of 3,540	4,992

9. SLOVENIA



Key Findings and Advanced Notifications

Since the beginning of 2016, a total of **99,187** migrants and refugees have been registered entering Slovenia. From 22 September up to 6 October, there were **no registered arrivals** through official entry points.

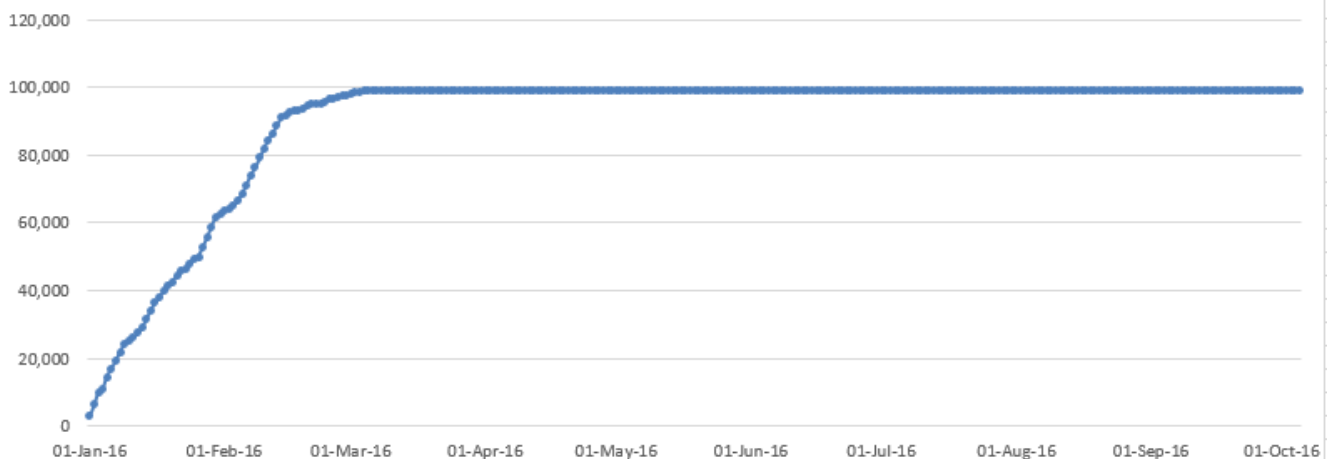
23 September – Slovenian Minister of the Interior Vesna Györkös Žnidar and Polish Minister of the Interior and Administration Mariusz Blaszczak met in Warsaw, focusing their discussion on migration and current migration issue in the region.

23 September – Slovenian Minister of the Interior Vesna Györkös Žnidar and the Interior Minister of Germany Thomas de Maizière met in Berlin discussing the current situation in the Western Balkans region, with the focus migration and on action to be taken in addressing migratory flows.

24 September – After the summit on the Western Balkans migration route ended today in Vienna, Prime Minister of the Republic of Slovenia Miro Cerar explained that illegal migrations along the Western Balkans route will no longer be tolerated. He emphasized the importance of continuing the implementation of the Turkey - European Union agreement and to work together to strengthen the control of the external borders.

27 September – The Slovenian Police has deployed the ninth group of police officers to FYR of Macedonia. Between 28 September and 28 October 2016 eight police officers will participate in the border control in the Macedonian

Cumulative arrivals to Slovenia in 2016



Accommodation Facilities (as of 3 October* 2016)

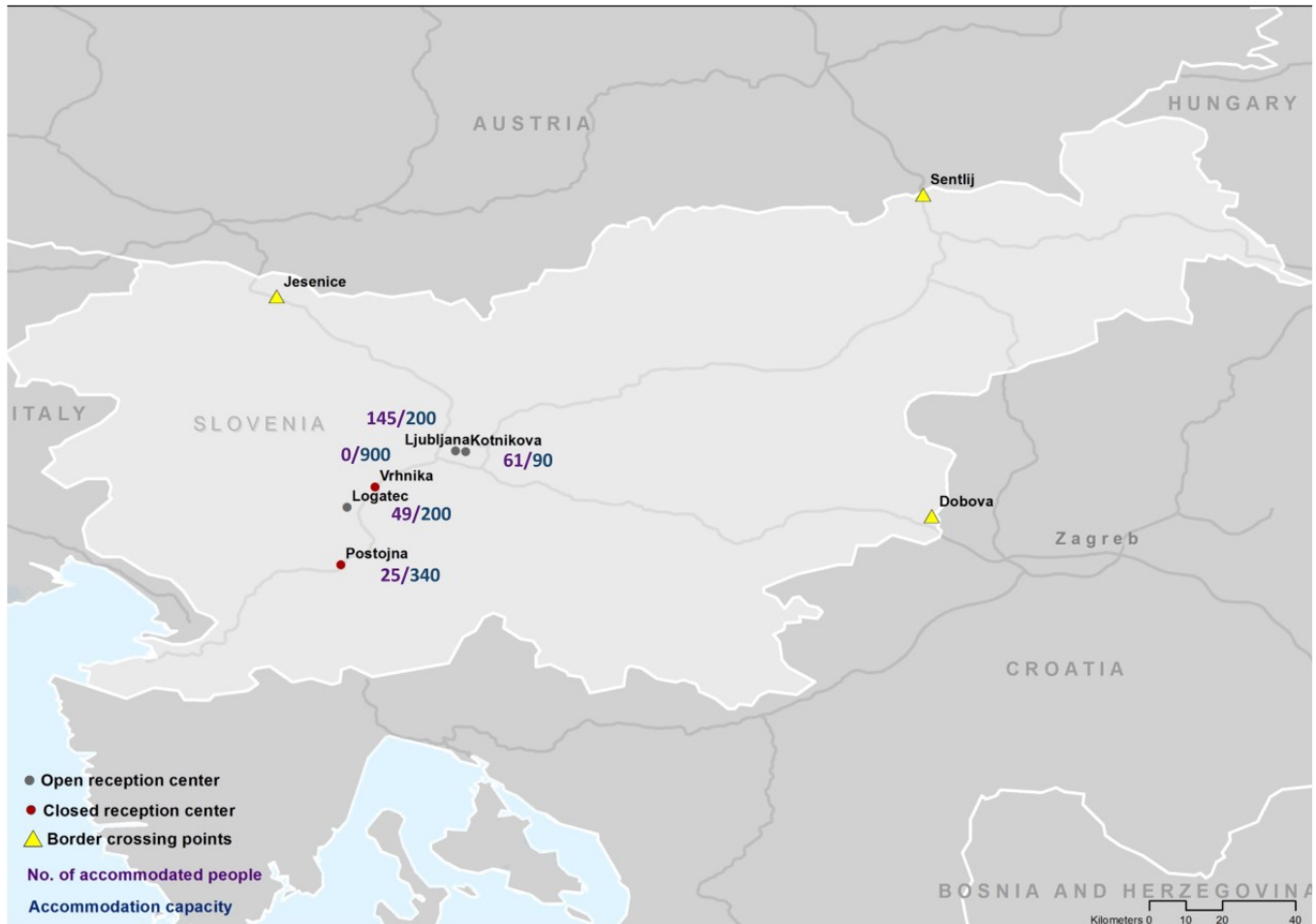
Name of Accommodation Facility	Capacity	Currently Accommodating	Nationalities
Asylum Center in Ljubljana—Vič	200	133	Syrians, Afghans, Iraqis and Iranians
Department AC Kotnikova	90	61	Syrians, Afghans, Iraqis and Iranians
Department AC Logatec	200	49	Syrians, Afghans, Iraqis and Iranians
Aliens Centre Postojna	340	25	Syrians, Afghans, Iraqis and Iranians
Dislocated	N/A	12	Syrians, Afghans, Iraqis and Iranians
Outside of the Asylum Centre	N/A	21	Syrians, Afghans, Iraqis and Iranians
TOTAL	1,730	301	-

*Latest available data.



Accommodation Facilities (with occupancy/capacity) and Border Crossing Points

There are **four** accommodation facilities in Slovenia. The three main centres are: the Asylum Home in Ljubljana (which consists of two premises at different locations in Ljubljana), Asylum Home in Logatec and the Centre for Foreigners – Postojna. The total capacity of the Centres is 1,730, currently accommodating **280** migrants and refugees. Migrants and refugees who started the procedure for international protection are accommodated on the premises of the Asylum Centre, while the Centre for Foreigners-Postojna is the facility for migrants and refugees involved in return procedures. Apart from this, there were **21** migrants and refugees in alternative accommodation arrangements, totaling at **301** migrants and refugees currently residing in Slovenia.



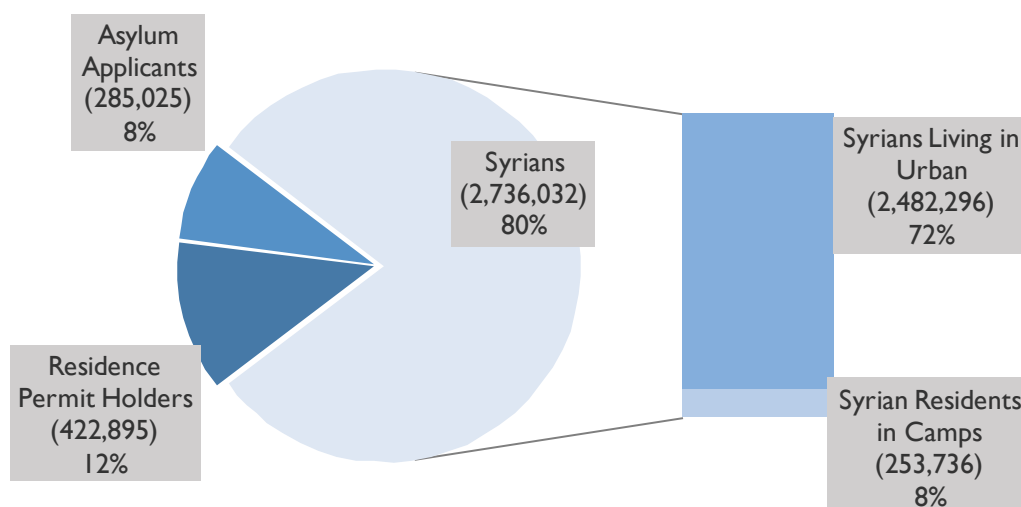
10. TURKEY



Background and latest figures

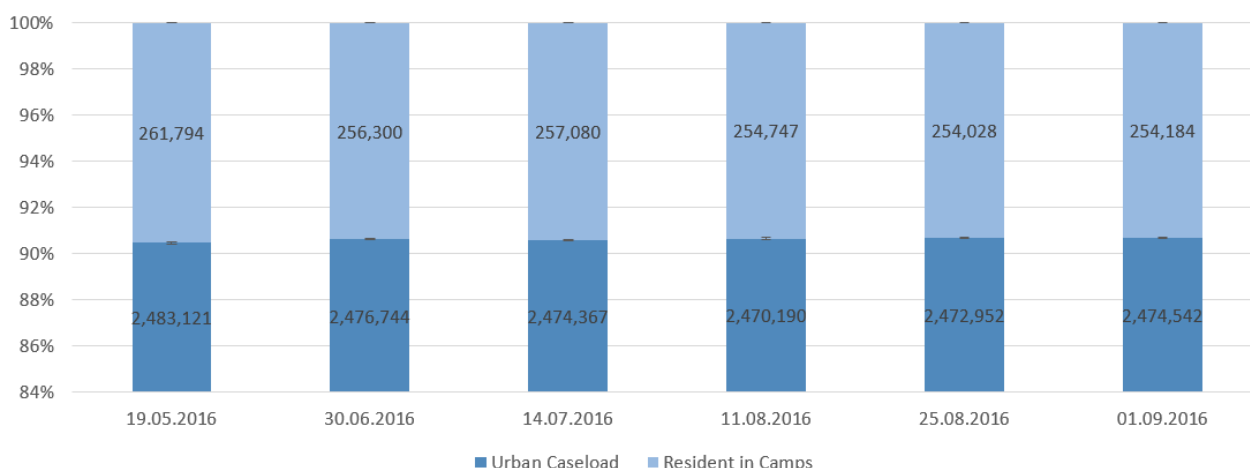
According to the latest available figures from the Turkish Directorate General of Migration Management (DGMM) there are currently an estimated **3.1 million** foreign nationals present in Turkish territory seeking international protection. Most are Syrians (**2,736,032 individuals**) who are granted **temporary protection status**, while according to UNHCR, **285,025** asylum applicants from countries including Afghanistan, Iran, Iraq and Somalia constitute another significant group of foreign nationals requiring Turkish humanitarian and legal protection.

In addition, there are **422,895** foreign nationals present in Turkey holding residency permits including humanitarian residence holders. The exact number of the humanitarian residence holders is unknown, but it is estimated that there are a **few thousand humanitarian residents**.



Turkey’s Temporary Protection regime grants the 2,736,032 Syrian migrants the right to legally stay in Turkey as well as some level of access to basic rights and services. The vast majority - 2,482,296 individuals - live outside camps, officially called Temporary Accommodation Centers and are spread across the Turkish border provinces of Şanlıurfa, Gaziantep, Hatay and Kilis. 253,736 Syrians live in 26 camps that are also located close to the Syrian border.

Syrians under Temporary Protection



Data source: DGMM



Asylum Applicants

Another significant group of foreign nationals requiring international protection in Turkey are 285,025 asylum applicants consisting of different nationalities, but mainly coming from Afghanistan, Iran, Iraq, Somalia and other countries. (Based on UNHCR figures, September 2016.).

Nationality	#
Iraq	125,879
Afghanistan	113,756
Iran	28,534
Somalia	3,905
Others	8,290
Total	280,364

Top 10 Nationalities Apprehended/Rescued
Syria
Afghanistan
Pakistan
Unknown
Iraq
Eritrea
Myanmar
Congo
Iran
Uganda

Foreigners who wish to stay in Turkey beyond the duration of a visa or visa exemption i.e. longer than ninety days must obtain a residence permit. According to DGMM's 2015 Turkey Migration Report, there are 422.895 residence permit holders in Turkey within various categories of the residence permit. The residence permit include. Humanitarian Residence permit holders but the exact number is unknown. It is believed that vast majority of this category are Iraqi nationals.

Apprehended/Rescued Persons on sea

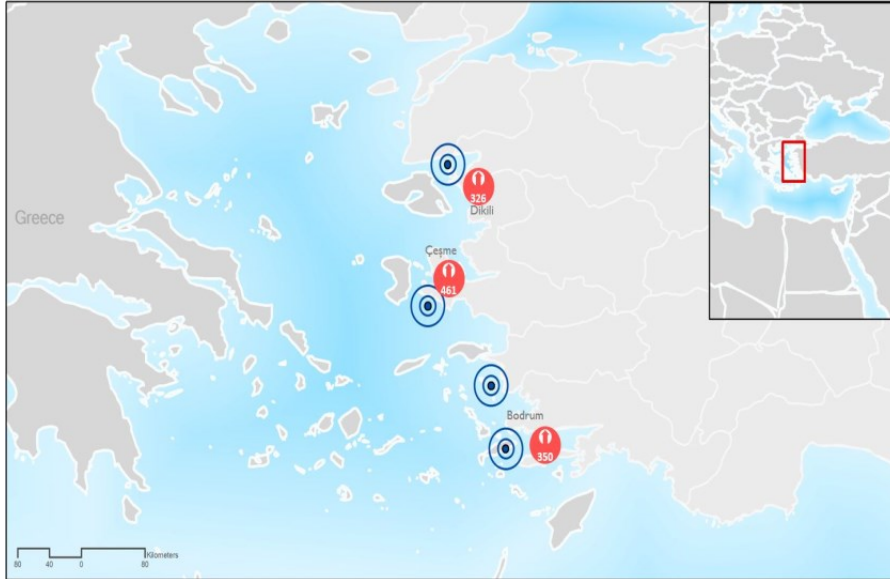
The Turkish Coast Guard has apprehended 32,596 irregular migrants and has registered 180 fatalities between January to 5th of October 2016 period. The increase in the number of apprehended/rescued migrants as of August is notable. These figures only include those apprehended and rescued by the Coast Guard; actual numbers of migrants and refugees departing Turkey by sea could be much higher than this.

Rescues/Apprehensions by Turkish Coast Guard Statistics for 2016* (1 January—5 October 2016)				
Months	Number of Cases	Number of irregular migrants	Number of deaths	Number of organizers
January	135	5,506	103	16
February	182	8,747	38	25
March	177	8,530	32	12
April	36	1,717	-	1
May	28	1,109	-	2
June	15	538	-	2
July	28	881	-	-
August	44	1,604	1	12
September	74	3,425	6	15
October	15	540	-	-
Total	734	32,596	180	87

*Data source: Turkish Coastal Guard.



Apprehended Persons on land



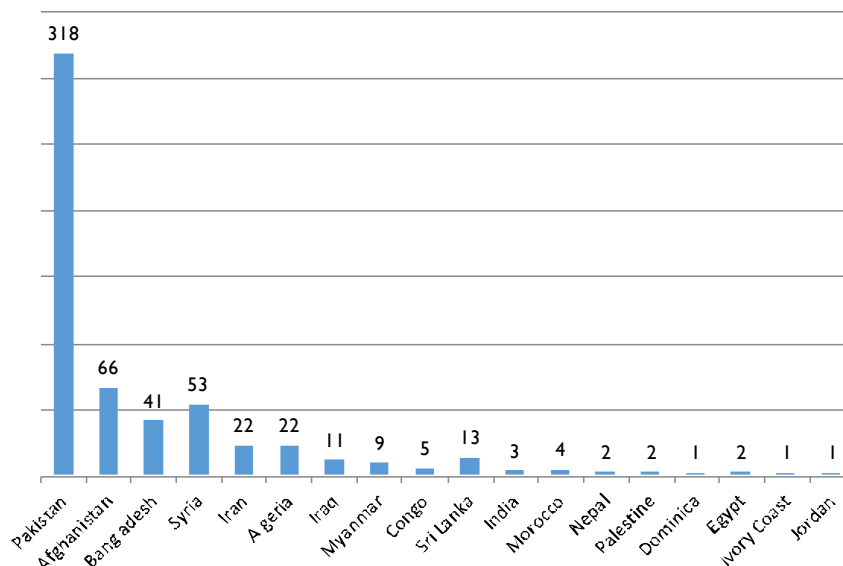
After completion of the identification process of the apprehended persons, they are being referred to Removal centers by gendarmerie or have been issued a deportation letter unless they claim asylum. However, migrants have the right to claim asylum also after being referred to a removal center or have been issued deportation letters.

According to Turkish Armed Forces' daily figures, between 22 September– 05 October , **24,908** irregular persons were apprehended at the Syrian, Iraqi, Iranian, Greek and Bulgarian borders of Turkey. The entry and exit figures breakdown is as shown in the table. The highest number of irregular crossing happened at the border with Syria, with a total number of 23,319 apprehended persons. The irregular exits points are higher at the Western Borders while Syria, Iraq and Iran borders are continuing to be entry points to Turkey.

Apprehensions by Turkish Land Forces* Statistics (22 August 2016– 5 October September 2016)			
Apprehensions on Entry		Apprehensions on Exit	
Border	Number	Border	Number
Syria	23,319	Greece	817
Iraq	663	Bulgaria	165
Iran	116	Syria	213
Total	24,908	Total	1,195

Readmitted Migrants and Refugees to Turkey

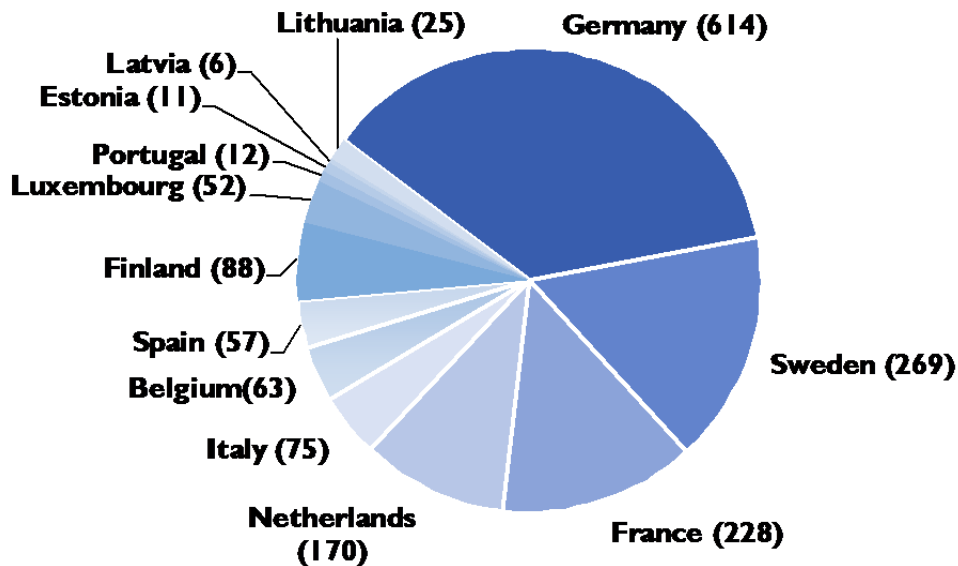
On 18th March 2016, EU and Turkey agreed on the readmission of migrants arriving Greece to Turkey after 20th of March. In this regard, according to DGMM reports, **578** migrants and refugees have been readmitted to Turkey from Greece between 4 April and 03 October 2016. The main exit points in Greece include Lesbos, Chios, Kos and Samos and the main entry points to Turkey include Dikili, Çeşme, Bodrum and Adana (through the airport).



*Data source: Turkish Armed Forces



The agreement aim was to replace disorganized and irregular migratory flows by organized and safe pathways to European countries, in this regard, it is agreed on that for every Syrian being returned to Turkey from the Greek islands, another Syrian will be resettled directly to Europe from Turkey. According to DGMM data released on October 3, there are 1.670 persons that have been resettled under this mechanism and mainly to Germany, Sweden, France and the Netherlands. The country breakdown is in the below chart*.



Known entry and exit points

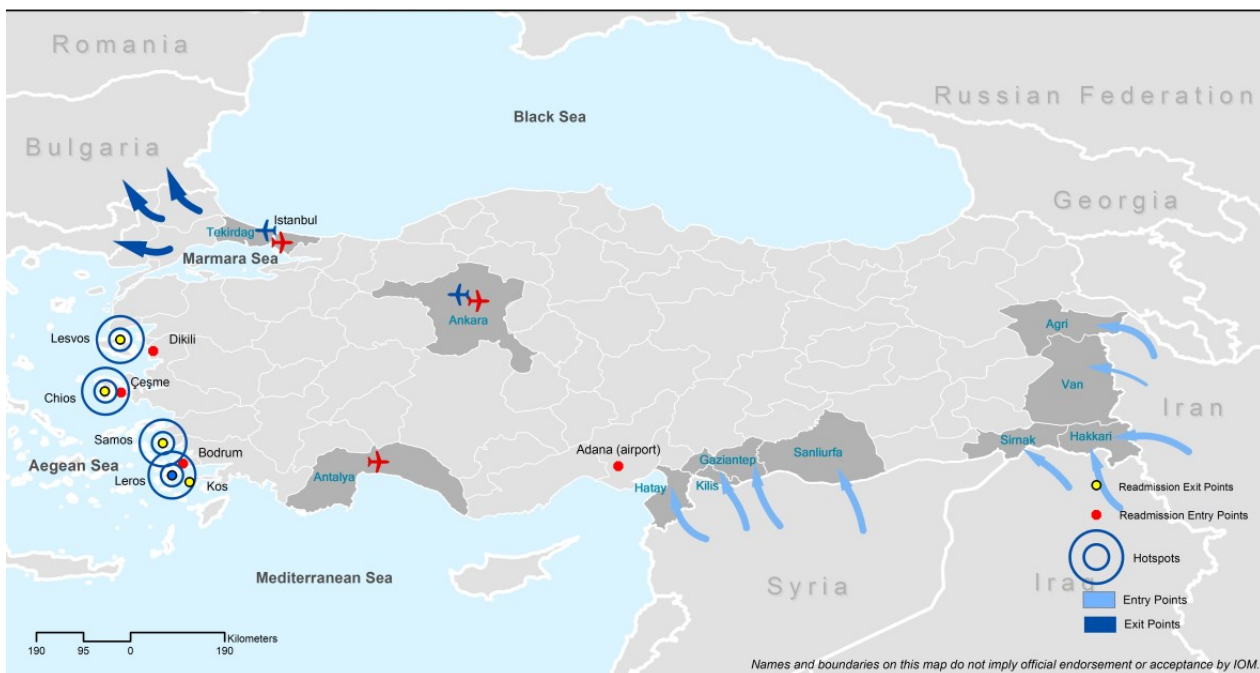
Known entry points by land: Hatay, Kilis, Şanlıurfa (from Syria), Silopi, Çukurca (from Iraq), Şemdinli, Yüksekova, Başkale, Ağrı, Doğubeyazıt (from Iran)

Known entry points by air: Istanbul Ataturk, Istanbul Sabiha Gökçen, Antalya, Esenboğa Ankara (from third countries)

Known exit points by sea: Çeşme, Ayvalık, Didim, Bodrum, Küçukkuyu (Locations close to Lesvos, Samos, Chios, Symi, Kos and Rodos)

Known exit points by land: Edirne (to Greece and Bulgaria), Kırklareli (to Bulgaria)

Known exit points by air: Istanbul Ataturk, Istanbul Sabiha Gökçen (to certain EU MS)



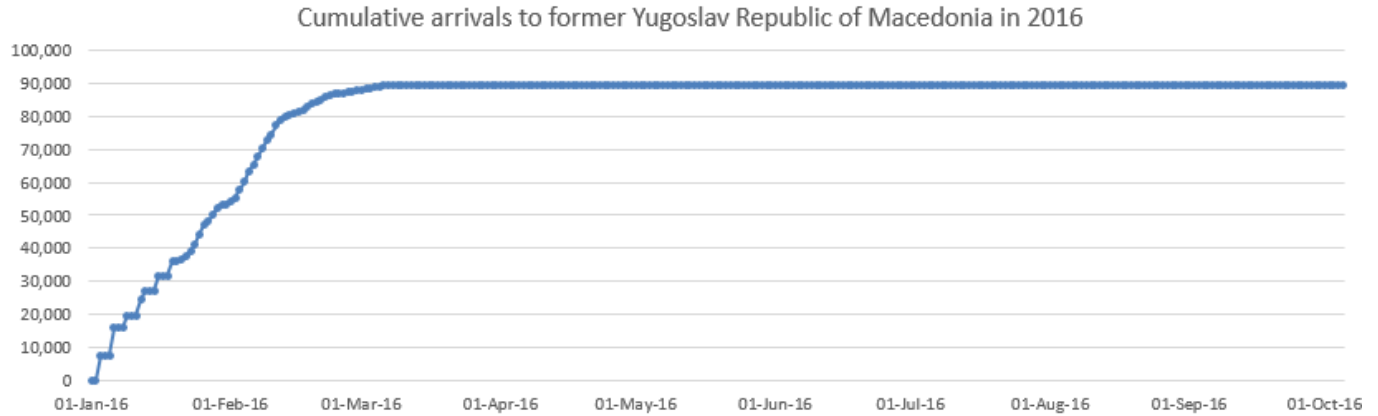
*Data source: DGMM

I I. THE FORMER YUGOSLAV REPUBLIC OF MACEDONIA



Recent Developments

During this reporting period (22 September –5 October) no new arrivals were registered in the former Yugoslav Republic of Macedonia which makes a total of **89,698** arrivals registered since the beginning of 2016.



Accommodation Facilities (as of 5 October 2016)

Name of Accommodation Facility	Capacity*	Currently Accommodating	Nationalities
“Vinojug” Transit Centre—Gevgelija (Greece—fYR of Macedonia Border)	1,100-1,200	122	78 Syrian, 14 Afghan and 41 Iraqi nationals
Tabanovce Transit Centre (fYR of Macedonia—Serbian Border)	1,100	61	54 Syrian and 7 Iraqi nationals
TOTAL	2,200-2,300	183	

*Capacity is approximate and subject to change

Arrivals - demographic information, as per registered caseload 01 January 2016 – 21 September 2016			Arrivals by nationality, as per registered caseload 01 January 2016 – 21 September 2016		
Demographic group	Number of arrivals	Percentage	Main Nationalities	Number of arrivals	Percentage
Male	35,400	39%	Syria	44,784	50%
Female	19,637	22%	Afghanistan	26,570	30%
Accompanied children	34,435	38%	Iraq	18,341	20%
Unaccompanied children	226	<1%	Other nationalities	3	<1%
Total	89,698	100%	Tot. All nationalities	89,698	100%



Transit centre Vinojug

Accommodation facility located close to the Greek border in Gevgelija region, has a full capacity of approximately 1,100-1,200. Currently it accommodates **122** Syrian, Iraqi and Afghani nationals (27 female, 38 male and 57 children).

Until the beginning of March, prior to changes in the border regimes along the Western Balkans route , the **“Vinojug”**, **Gevgelija** Centre was **the main entry point** for migrants who were coming from Greece. In this transit Centre migrants and refugees who expressed intention to seek asylum in the country were registered and processed. After this procedure migrants and refugees spend up to several hours in the Centre before taking the train or other transportation to the northern border with Serbia.

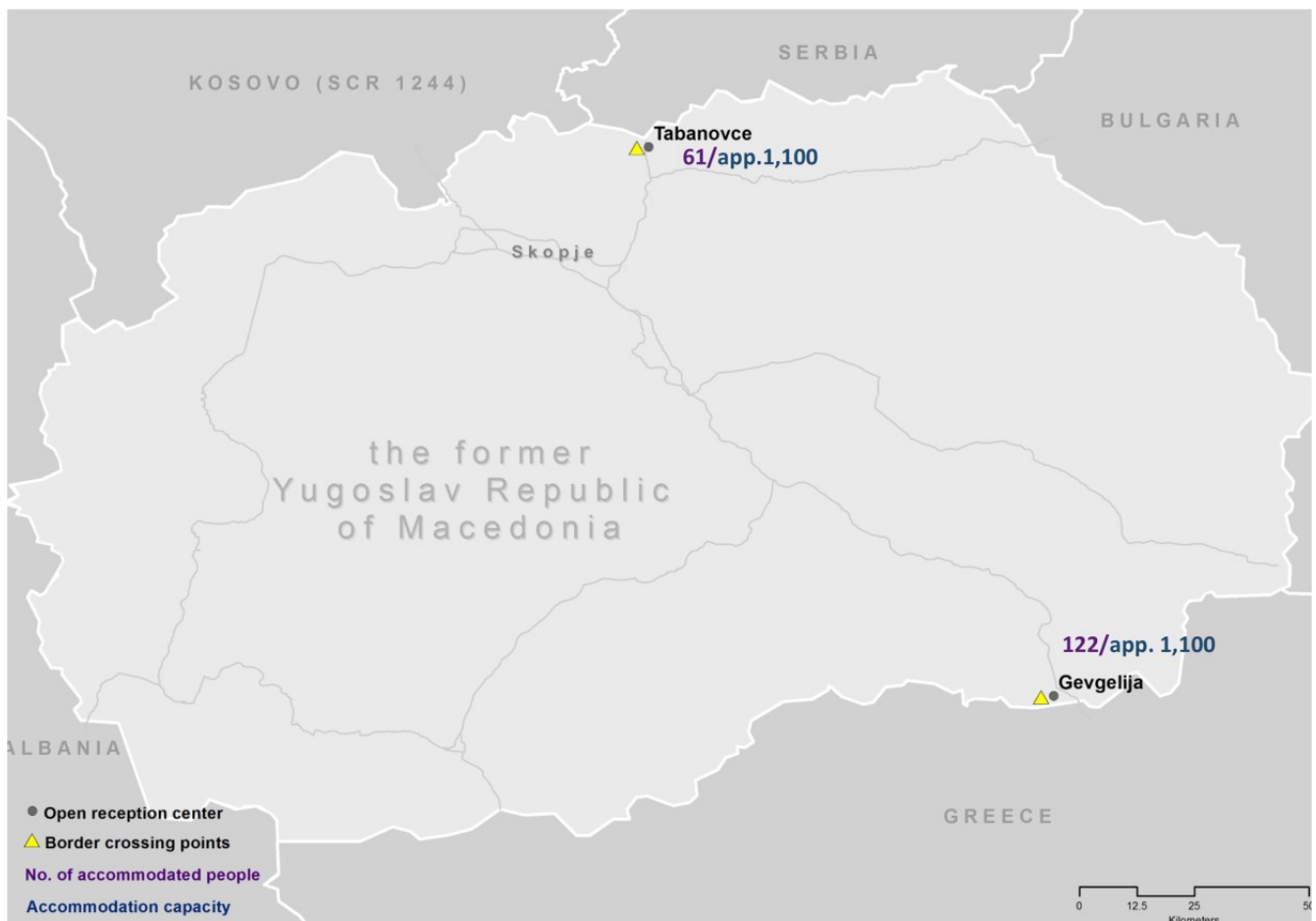
Tabanovce Transit centre

Accommodation facility located close to the Serbia border in Tabanovce region, has a full capacity of approximately 1,100. Currently it accommodates approximately 61 migrants and refugees. The main nationalities are Syrians and Iraqis (19 female, 18 male and 24 children).

Until the beginning of March, Tabanovce Transit Centre, was the main exit point for migrants and refugees who were heading to Serbia. Migrants and refugees were staying in the camp for a short period of time before continuing their journey towards Serbia.

The total number of accommodated migrants and refugees in the former Yugoslav Republic of Macedonia as of 5 October is 183 which is a **84%** decrease since the closure of the Western Balkans Route.

Accommodation Facilities (with occupancy/capacity) and Border Crossing Points



12. THE CENTRAL MEDITERRANEAN ROUTE

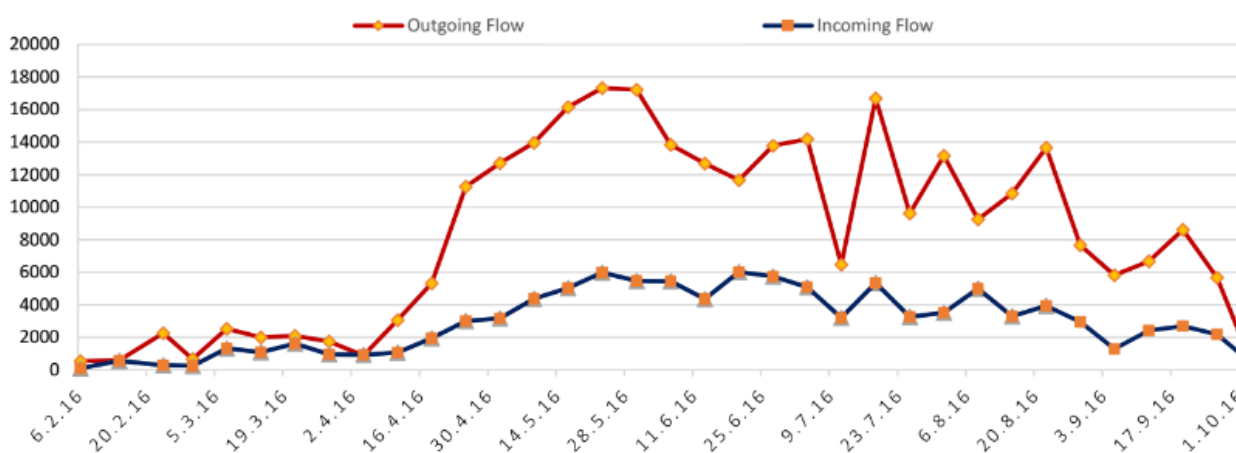
NIGER



IOM has been monitoring migrant flows in two key monitoring points in Niger since February of 2016 in Séguédine and Arlit. The former, Séguédine, represents a crucial point for migration to and from Libya and involves crossing extended, isolated stretches of desert in the before mentioned adverse climactic and safety conditions. Arlit stands as a key migration hub for those heading to Algeria and for those seeking economic opportunities in the mining industry along the border with Algeria.

Since August 2016, the Nigerien government has been implementing stricter measures to control irregular migration of Migrants from the Economic Community of West African States (ECOWAS) travelling towards Libya or Algeria. Due to these measures, there has been a significant decrease in flows from Niger to these countries. Migrant departures from Séguédine, for example, decreased by around 40% between August to September. Main nationalities of migrants, however, remain the same and are composed of Nigeriens, Nigerians, and Gambian and Senegalese nationals, in descending order. For more information on flow monitoring activities in Niger, please see [Niger's global DTM page](#).

OUTGOING AND INCOMING FLOWS OVER TIME



LIBYA



Background and latest figures

In Libya the systems for thorough data collection have not yet been established, with available information being provided by the Libyan Coast Guard, Libyan Red Crescent, and Non-Governmental Organisations (NGOs). As of 5 October 2016, the Libyan Coast Guard (or other entities) had rescued **14,017** migrants and had reported **380** fatalities for 2016. The breakdown by month for those rescued at sea can be found below. These figures only include those intercepted at sea and rescued by the Coast Guard (or other entities); actual number of migrants and refugees departing Libya by sea are in fact higher than this.

On 28 September, 18 bodies were retrieved in Tobruk by the Libyan Coast Guard.

On 2 October, the Libyan Coast Guard rescued 800 migrants on 5 boats at Az Zawiyah Misfate port. LRC were present to provide assistance. The migrants will receive non-food items and hygiene kits through IOM local partners PSS, STACO and LRC.

On 3 October, the Libyan Coast Guard rescued 139 migrants in Garaboli. The rescued migrants were suffering from bad health conditions but received the necessary treatment upon arrival. In addition, 11 bodies were retrieved (9 women and two children) will be transferred to Tripoli today, with the help of LRC.

On 3 October, 22 migrants were rescued by the Libyan Coast Guard in Sabratah.

On 3 October, 240 migrants, on two boats, were rescued and transferred to Al Nasr detention centre with the help of our partners STACO and PSS.

On 4 October, 138 migrants were rescued by the Libyan Coast Guard outside Zuwara, west of Tripoli. The rescued migrants are in good health and will be transferred to Surman detention centre.



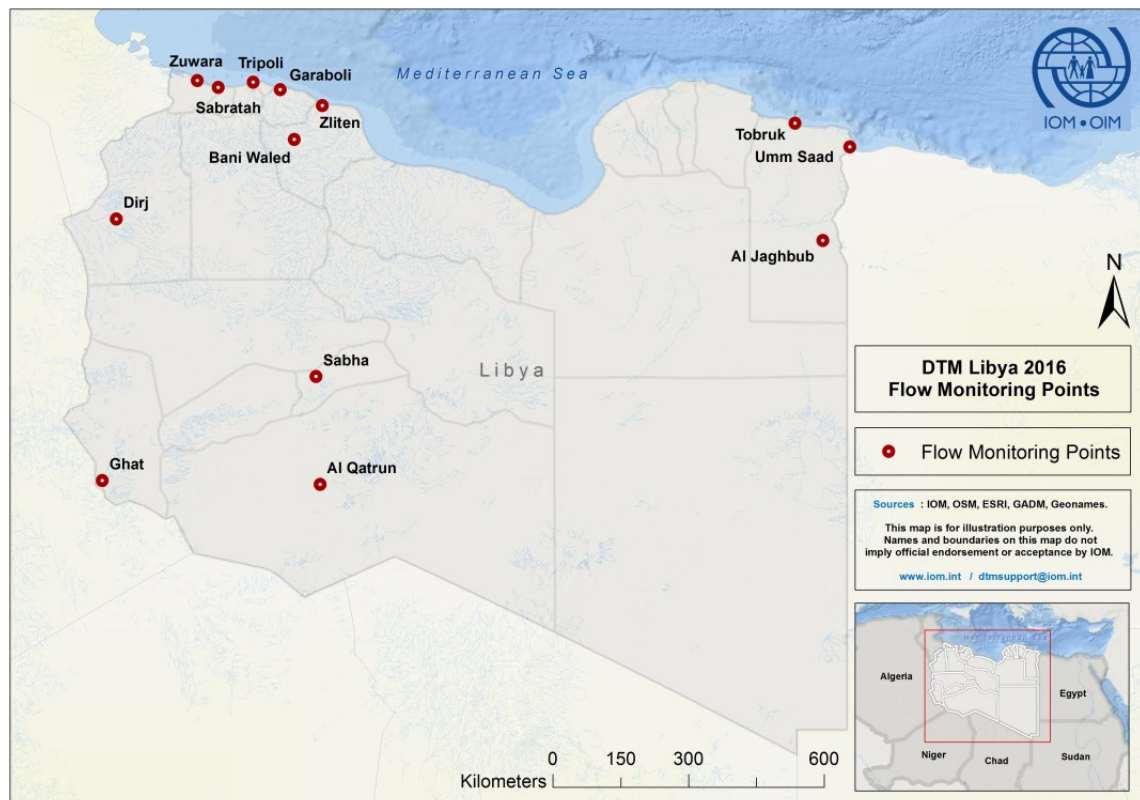
On 4 October, 20 bodies were retrieved by a charity boat on the shores of Tripoli.

On 5 October, 96 migrants were rescued by the Libyan Coast Guard outside Zuwara. In addition, 3 bodies (two women and one child) were retrieved on the shores of Zuwara city. The migrants were transferred to Surman detention centre.

Rescues by Libyan Coast Guard			
Date	Rescued at Sea	Number of deaths	Estimated Missing
January	242	0	0
February	120	0	0
March	1,750	14	174
April	868	0	0
May	3,768	139	120
June	2,531	7	0
July	967	150	136
August	388	9	0
September	1,948	27	0
October	1,435	34	0
Total	14,017	380	430

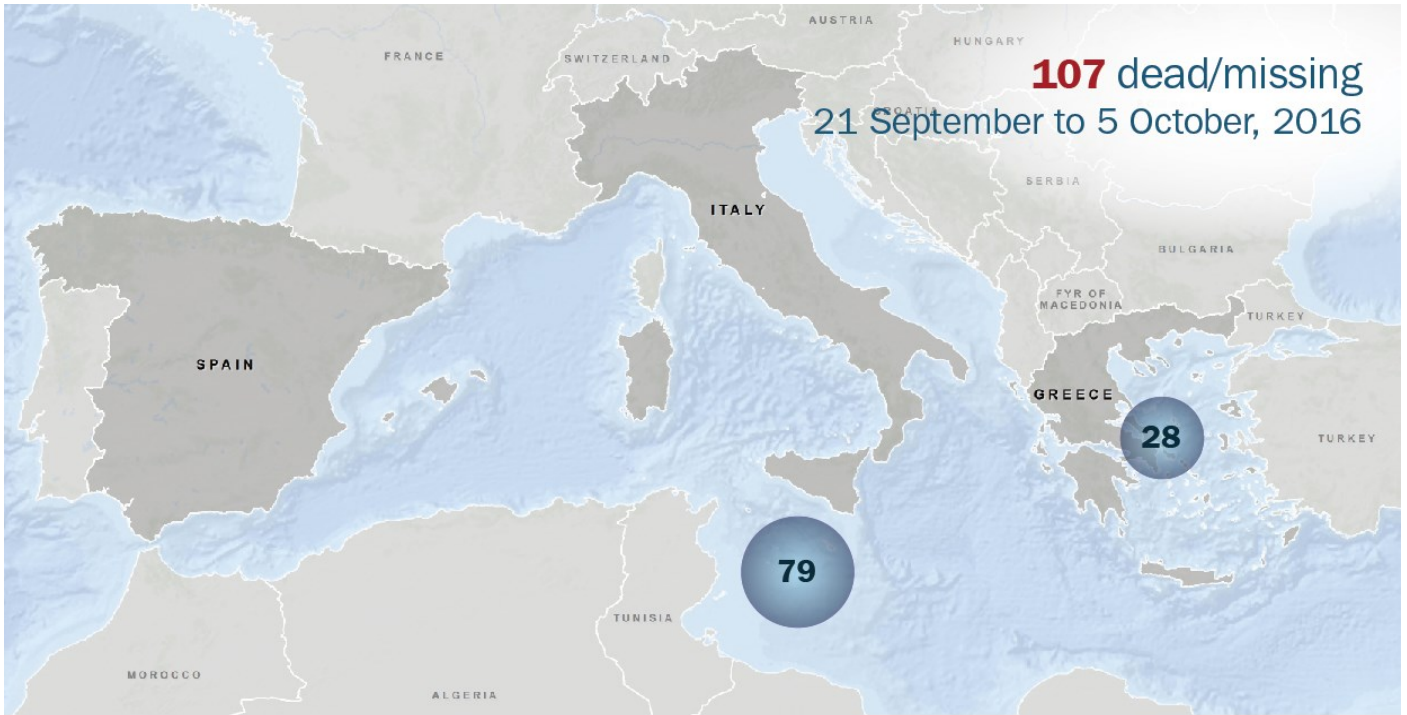
Known exit points by sea: Az Zawiyah, Sabratah, Tajoura, Zuwara and this reporting period 18 bodies were retrieved in Tobruk, which means that the exit point was in eastern Libya, which have proven rare up to date.

Known entry points by land: Gatrour (from Niger)

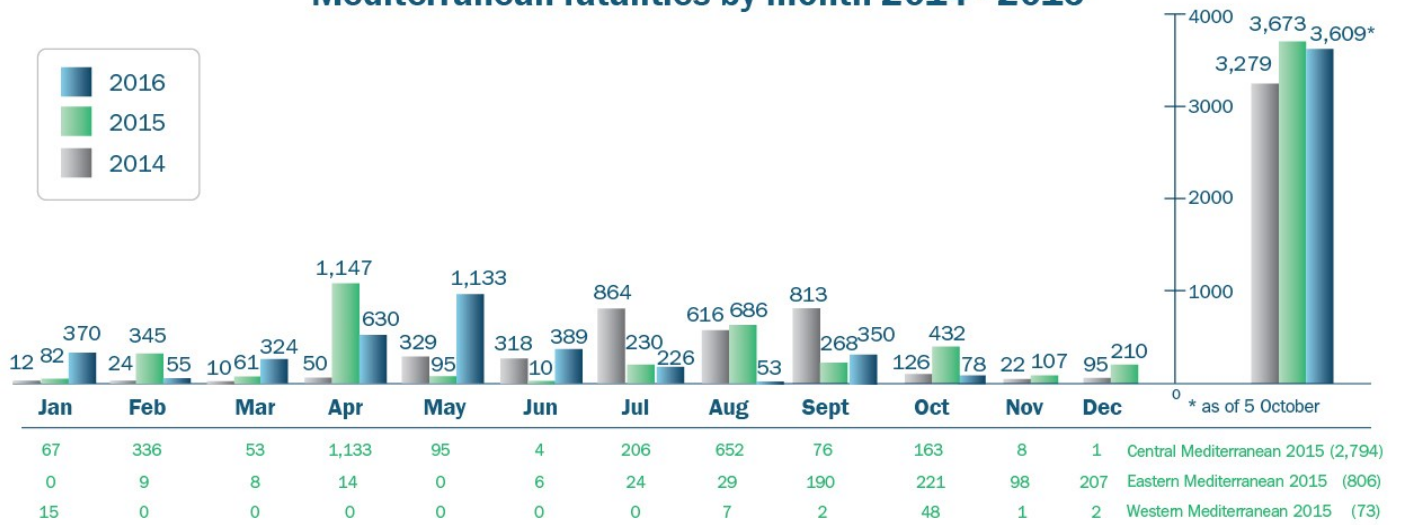


For more information on IOM Libya's DTM-related activities please visit the [DTM Libya country page](#).

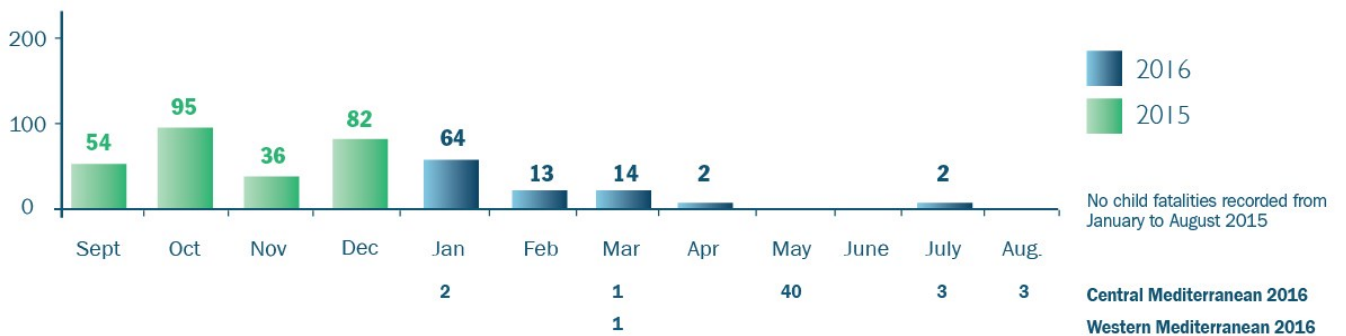
13. MISSING MIGRANTS: FATALITIES/MISSING IN THE MEDITERRANEAN AND AEGEAN



Mediterranean fatalities by month 2014 - 2016



Child fatalities at sea, Eastern Mediterranean route to Greece



*Child fatalities data on the Central Mediterranean route is incomplete as most bodies are never recovered. The true number is not known. Map is for illustrative purpose. Boundaries and names used and designations shown do not imply official endorsement or acceptance by IOM.

14. CONTINGENCY COUNTRIES

ALBANIA



Latest figures

During this reporting period (22 September - 3 October) Albanian authorities apprehended **114** irregular migrants. This represents an 30% increase compared to the previous reporting period when **245%** migrants were apprehended. Apprehended irregular migrants are given the possibility of applying for asylum in Albania. The alternative options for apprehended migrants are to leave the territory, or to return voluntarily to their country of nationality. The majority of irregular crossing were detected in Kakavia/ Kakavijë border crossing point with Greece. All irregular crossings in the reporting period were returned to Greece by the Albanian police or were asked to voluntarily return to Greece. The Albanian Border Police immediately notify IOM when an irregular migrant or group of migrants is detected.

Known entry points with Greece by land: Kapshtica, Tre Urat Sopik, Kakavia or Kakavijë, Rrips, Qafë Botë

Known entry points with Greece by sea: Port of Sarandë

Known entry points with the FYR of Macedonia: Gorica, Tushemisht, Qafa Thane, Billate

Known entry points with Kosovo (SCR 1244): Shishtavec, Orgjost, Morina, Qafë Prush, Qafa e Morines

Known exit points with Montenegro: Bashkim, Han i Hotit

Known exit points with Italy by sea: Stun Gjijn, Porto Palermo, Port of Sarandë

Kosovo (SCR 1244)



Latest figures

During the reporting period (22 September – 5 October, 2016) Kosovo Border Police apprehended 16 irregular migrants at the green border with Albania (Vermica, Western Kosovo). All apprehended migrants were from Afghanistan (11 male, 5 female including 8 accompanied minors) and requested asylum in Kosovo. Following that, they have been accommodated at the Asylum Center in Magure.

Accommodation facilities

There are two open reception centers in the country in the Magure (Lipjan area) and Prishtina. Most of irregular migrants use Kosovo as a transit country and leave the centers after 6-7 days. Magure center currently accommodates 54 migrants out of whom 29 Syrian, 18 Afghan, 2 Iraqi, 1 Yemeni, 2 Macedonian, 1 Albania and 1 Palestinian nationals (20 female, 34 male, out of whom—29 children).

Known potential **entry points with Albania:** Vermice – Prizren, Qafa eMorines, Qafa and Prushit

With the FYR of Macedonia– Hani I Elezit

Known potential **entry point with Montenegro:** Kulla-Peje

With Serbia – Jarinje, Lepsaviq, Zubin Potok, Merdare

IRREGULAR BORDER CROSSINGS TO ALBANIA BY NATIONALITY (1 Jan 2016—3 October *2016)

Afghans	159
Syrians	239
Moroccans	69
Iraqis	71
Somalians	23
Pakistanis	19
Iranians	5
Algerians	5
Eritreans	3
Maliens	3
Libyans	2
Nigerians	1
Yemenis	1
Gambians	1
Others	32
Total	633

*Latest available data.

Number of Asylum Seekers by Nationality (1 January - 5 October 2016)

Afghanistan	115
Syria	46
Libya	2
Iran	2
Albania	2
Iraq	3
Yemen	1
Other	4
TOTAL	175

Gender Breakdown of Asylum Seekers (1 January - 5 October 2016)

Female	55
Male	120
TOTAL	175

Montenegro



Background

Montenegro has been largely unaffected by Mediterranean migration flows due to various reasons, including its geographical position. Nevertheless, Montenegro remains an important “contingency” country which might see an increase in flows if the route changes.

Latest figures

Data is collected from the Asylum Directorate, Border Police, and Asylum Centre. At the end of each working day, the Asylum Directorate provides information on how many new migrants/refugees intended to seek asylum (entered Montenegro), and the Border Police share information regarding how many persons have sought asylum at the border crossings and how many migrants have been apprehended entering irregularly or within the country irregularly.

Since the beginning of 2016, a total of 167 irregular migrants were apprehended in Montenegro. All migrants are accommodated in Asylum Center (capacity 80) and Detention Center (capacity 40) located in Spuz, Danilovgrad. Currently, there are three migrants in the Detention Center—one Serbian national and two from Bosnia and Herzegovina.

Arrivals 1 January– 5 October 2016	
Afghanistan	14
Serbia	8
Russia	4
Morocco	12
Albania	3
Iraq	3
Syria	4
Palestine	2
Turkey	2
Iran	2
Pakistan	5
Guinea	2
Algeria	5
Azerbaijan	1
Other	3
Total	70

Bosnia and Herzegovina



Background

The modest figures include both registered arrivals and apprehensions by the BiH Border Police of irregular migrants on entry and exit. Despite the low figures, BiH remains an important “contingency” country which might see an increase in flows if the route changes.

Apprehended irregular migrants are given the possibility of applying for asylum in BiH. The alternative options for apprehended migrants are to leave the territory or to return voluntarily to their country of nationality. The BiH Border Police supply numbers of registered and detected arrivals and exits to the country on a monthly basis.

According to the Border Police, in the first six months of 2016 there were no irregular entries of Afghan, Iraqi, Syrian, Iranian and Pakistani nationals to Bosnia and Herzegovina. During the same period, a total of 919 Afghan, Syrian, Iranian, Iraqi and Pakistani nationals entered the country regularly, possessing valid travel documents and visas.

Known entry and exit points

Known entry point by air: Sarajevo Airport from Istanbul.

Known entry point by land: Bijeljina city, on the BiH eastern border.

Known exit points: Mainly towards Croatia on the North-West border, no particular area.

15. THE NORTHERN ROUTE

FINLAND



Main nationalities of asylum seekers between 1 January – 7 August 2016	
Iraq	833
Afghanistan	605
Somalia	337
Syria	311
India	173

17 May – New guidelines were issued by the Finnish Immigration Service as a result of a modification of the Aliens Act. The modification restricted the granting of humanitarian and subsidiary protection for Afghan, Iraqi and Somali nationals. Read more [here](#).

07 August – According to the Finnish Immigration Service, since the beginning of 2016, a total of **3,763** migrants and refugees have arrived in Finland. This total includes refugees relocated through the EU relocations program.

For more information on the Northern Route (including Russia) see previous Flows Compilation Reports which are available [here](#).

16. EARLY WARNING INFORMATION SHARING NETWORK (EWIS)

Over the course of 2015 the Western Balkans route witnessed a sharp increase in numbers of mixed migration flows, most of which were transiting through Greece, the former Yugoslav Republic of Macedonia, Serbia, Hungary, and Croatia. These flows encompass refugees, as well as a wide range of vulnerable migrants, undocumented persons, unaccompanied and separated children, with the majority facing serious protection concerns. With up to 10,000 migrants crossing the border between Greece and the fYR of Macedonia, and between the fYR of Macedonia and Serbia on a daily basis during July and August 2015, it became critical to ensure the real-time provision of information on these flows, in order to ensure that relevant governmental agencies and humanitarian actors within these countries had adequate responses in place to address the basic needs of migrants. For more information about the project see the previous Flows Compilation Report available [here](#).

17. ABOUT THIS REPORT: DTM IN THE MEDITERRANEAN AND BEYOND

IOM's **Displacement Tracking Matrix (DTM)** is a suite of tools and methodologies designed to track and analyse human mobility in different displacement contexts, in a continuous manner.

In order to gather and disseminate information about the migrant populations moving through the Mediterranean, up the Western Balkan Route and through the Northern Route into Europe, in September 2015 DTM established a **Flow Monitoring System**. The Flow Monitoring System includes this weekly flows compilation, which provides an overview of migration flows in countries of first arrival and other countries along the route in Europe, and analysis of trends across the affected region. The data on registered arrivals is collated by IOM through consultations with ministries of interior, coast guards, police forces, and other relevant national authorities.

The system also includes **flow monitoring surveys** to capture additional and more in-depth data on the people on the move, including age, sex, areas of origin, levels of education, key transit points on their route, motives, and intentions. This data has been captured by IOM field staff in Greece, the former Yugoslav Republic of Macedonia, Serbia, Hungary, Croatia and Slovenia since October 2015. The analysis of collected data is available on the IOM portal for Mediterranean. The latest report of the "Analysis: Flow Monitoring Surveys in the Mediterranean and Beyond" (as of May 18) is available [here](#).