

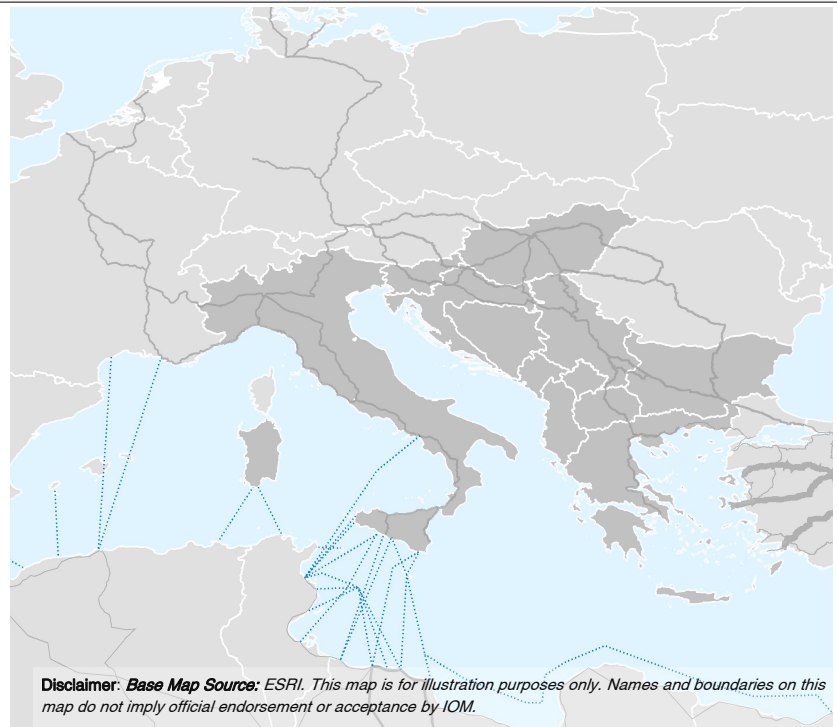
**171,494** TOTAL ARRIVALS TO EUROPE 2016

**169,060** TOTAL ARRIVALS TO EUROPE 2016 BY SEA

**5,031** TOTAL ARRIVALS TO EUROPE 24-30 Mar 2016

## Contents

- [Highlights](#)
- [Cumulative arrivals and weekly overview](#)
- [Overview maps](#)
- [Policy Timeline 2015-2016](#)
- [Turkey](#)
- [Bulgaria](#)
- [Greece](#)
- [former Yugoslav Republic of Macedonia](#)
- [Serbia](#)
- [Hungary](#)
- [Croatia](#)
- [Slovenia](#)
- [Italy](#)
- [The Northern Route](#)
- [Fatalities in the Mediterranean & Aegean](#)
- [Early Warning Information Sharing Network](#)
- [Contingency Countries](#)
- [About this report](#)



Visit IOM's interactive map to view data on flows: [migration.iom.int/europe](http://migration.iom.int/europe)

## 1. Highlights

- The total number of migrants and refugees stranded in Greece and in the Western Balkans is **56,578**. For a more detailed look, please see the accommodation pages of [Greece](#), [fYROM](#), [Serbia](#), [Croatia](#) and [Slovenia](#).
- On 18 March, EU leaders met with their Turkish counterpart, Prime Minister of Turkey Ahmed Davutoğlu. They reached an agreement aimed at stopping the flow of irregular migration via Turkey to Europe. The main action points of the agreement are available [here](#).
- **FRONTEX Risk Analysis Network Q4 (2015)** was published on 10 March 2016. The number of irregular border crossings, done between border crossing points reached a total of 978, 338 in Q4 of 2015. In total on the East Mediterranean Route there was a total of 483 910 crossings by land and sea. Read more [here](#).
- Over the reporting period (24 –30 March) countries of first arrival (Italy, Greece, and Bulgaria) saw an average decrease of **45%** in numbers of arrivals compared with the previous week.
- See sections on [Greece](#) and [Italy](#) for an update on the EU's **Relocations Plan**.
- For numbers of fatalities and missing persons in the Mediterranean and Aegean seas, go to [page 45](#).
- For information on this report, including details on the sources of this report's data and tallying methodologies used, please see [page 51](#).
- For information on IOM's Early Warning Information Sharing Network, please see [page 46](#).
- Information about "contingency countries", Albania, Kosovo (SCR 1244)\*, Montenegro, and Bosnia and Herzegovina, is on [page 47](#).
- **Flow Monitoring:** As of 30 March 2016 IOM field staff in Greece, fYROM, Croatia, Serbia, Hungary and Slovenia had amassed interviews with **8,845** migrants and refugees. The data from these interviews is analysed in a separate accompanying report titled "Analysis - Flow Monitoring Surveys in the Mediterranean and Beyond." This week's report focuses on **Moroccans and Algerian respondents**, representing 78% of African nationals surveyed.

\*References to Kosovo should be understood in the context of the United Nations Security Council resolution 1244 (1999)

## INTERNATIONAL ORGANIZATION FOR MIGRATION


### CONTACTS

Media  
Displacement Tracking Matrix  
migration.iom.int  
+41.22.7179.271

✉ mediahq@iom.int  
✉ dtmsupport@iom.int  
🐦 @IOM\_News



### IOM Information Gathering activities are supported by:

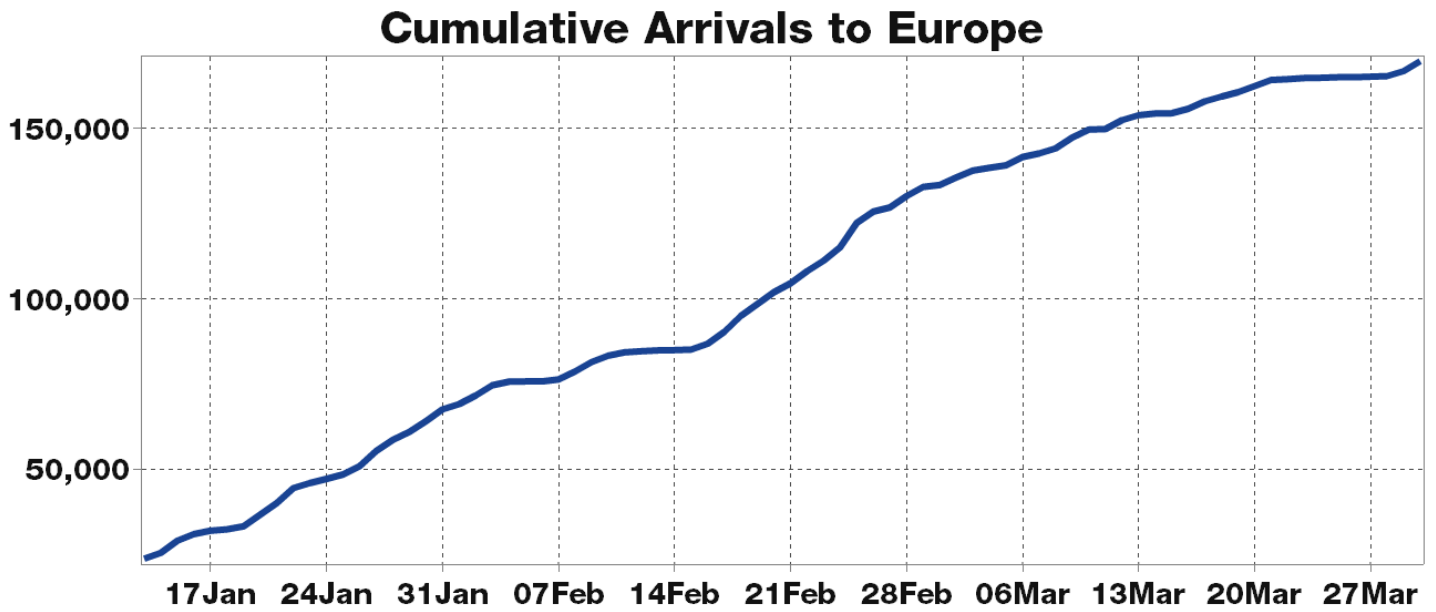
 Schweizerische Eidgenossenschaft  
Confédération suisse  
Confederazione Svizzera  
Confederaziun svizra

Swiss Agency for Development and Cooperation SDC

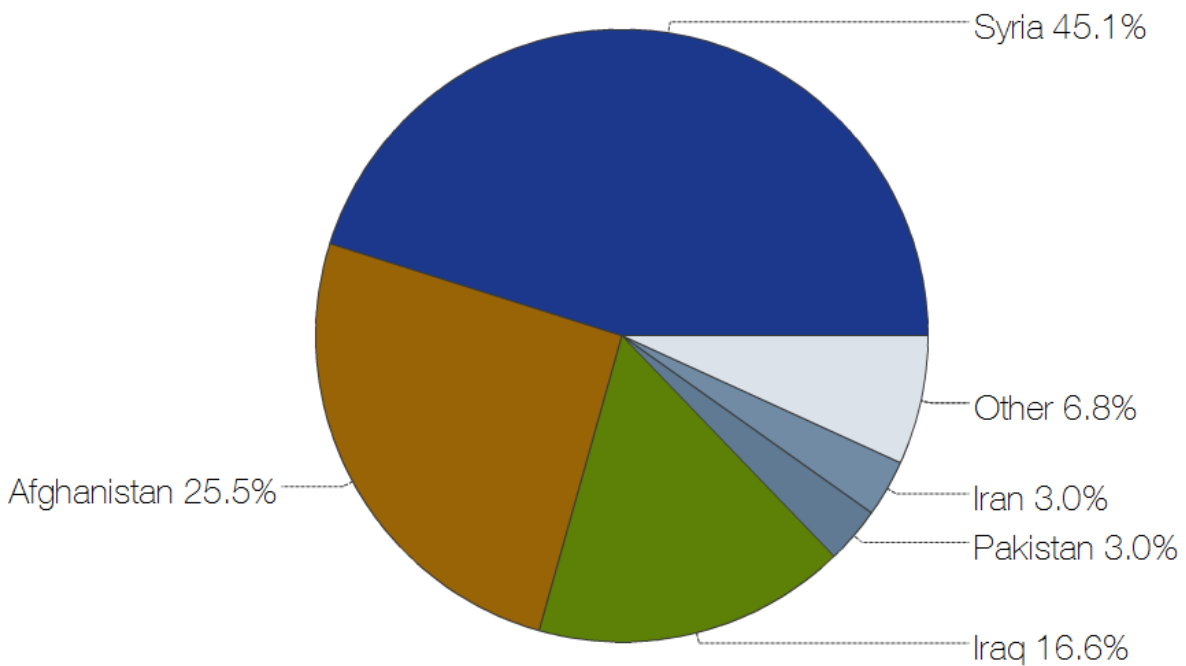


## 2. Cumulative arrivals and weekly overview

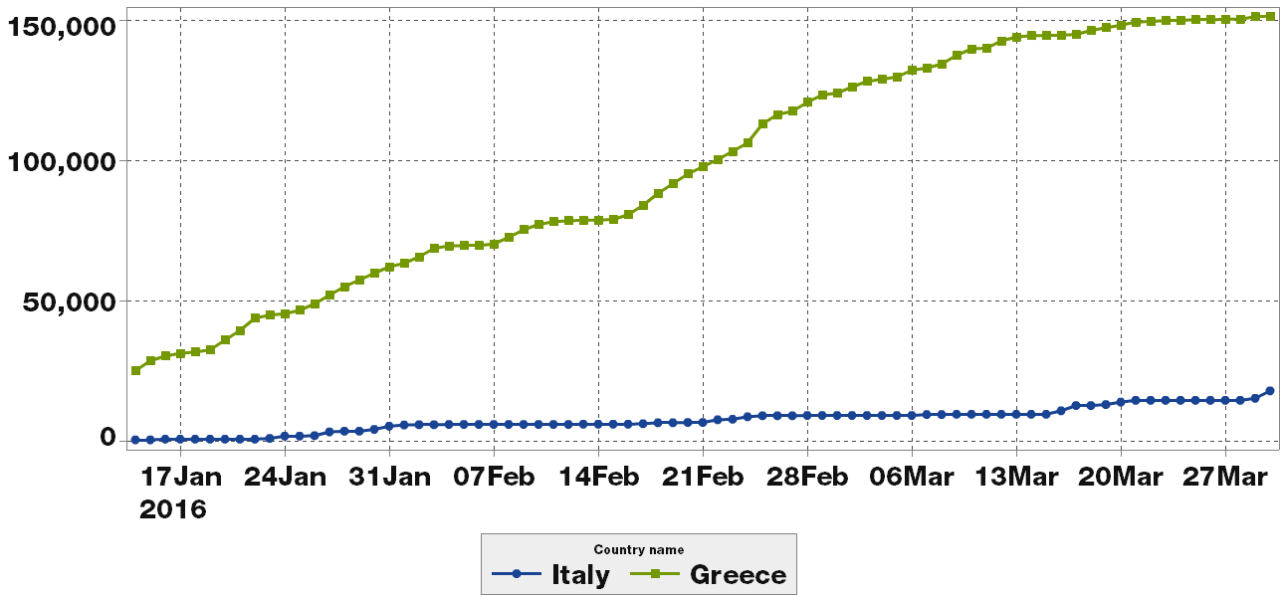
Aggregate cumulative arrivals to Europe



Nationalities of aggregate cumulative arrivals to Europe



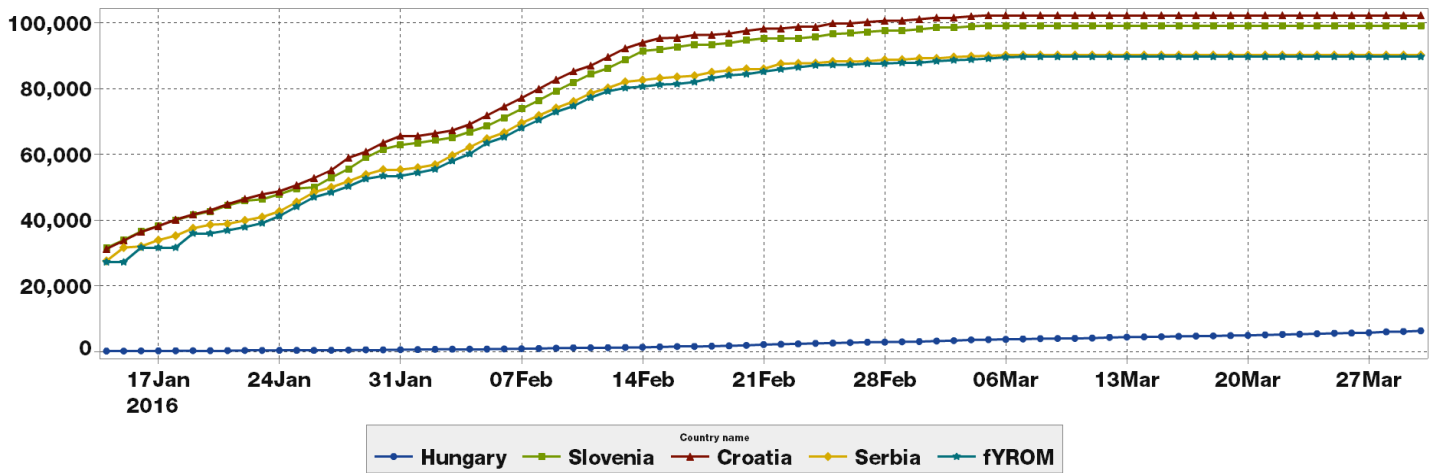
Cumulative arrivals by reporting date grouped by country (countries of first arrival)



Country name ▲	Greece	Italy
Report Date ▲	Cumulative arrivals 2016	Cumulative arrivals 2016
24Mar2016	150,221	14,489
25Mar2016	150,398	14,489
26Mar2016	150,403	14,489
27Mar2016	150,547	14,489
28Mar2016	150,694	14,489
29Mar2016	151,435	15,219
30Mar2016	151,716	17,868

Month	Average arrivals per day to Italy	Average arrivals per day to Greece
January	176	2,056
February	132	2,117
March	292	(before agreement, 1st to 8th ): 1,375 (after agreement, 9th to 30th): 645

Cumulative arrivals by reporting date grouped by country (other countries)



Country name ▲	fYROM	Serbia	Croatia	Slovenia	Hungary
Report Date ▲	Cumulative arrivals 2016	Cumulative arrivals 2016	Cumulative arrivals 2016	Cumulative arrivals 2016	Cumulative arrivals 2016
24Mar2016	89,623	90,195	102,275	99,179	5,394
25Mar2016	89,623	90,195	102,275	99,179	5,534
26Mar2016	89,623	90,195	102,275	99,179	5,600
27Mar2016	89,623	90,195	102,275	99,179	5,714
28Mar2016	89,623	90,195	102,275	99,179	5,969
29Mar2016	89,623	90,195	102,275	99,179	6,076
30Mar2016	89,623	90,195	102,275	99,179	6,270

## Weekly trends

There was a decrease of **40%** in total arrivals to countries of first arrival (Greece, Italy, Bulgaria) for the period of 24 to 30 March 2016, compared to the week before.

## Weekly trends: countries of first arrival

Country ▲	Bulgaria		Greece		Italy		Total arrivals	
Period ▲	Arrivals	% Change	Arrivals	% Change	Arrivals	% Change	Arrivals	% Change
Mar 17 to Mar 23	109		5,239		3,053		8,401	
Mar 24 to Mar 30	32	-70.64%	1,578	-69.88%	3,421	12.05%	5,031	-40.11%

## Weekly trends: other countries

Country ▲	Croatia		FYROM		Hungary		Serbia		Slovenia	
Period ▲	Arrivals	% Change	Arrivals	% Change	Arrivals	% Change	Arrivals	% Change	Arrivals	% Change
Mar 17 to Mar 23	0		0		672		18		0	
Mar 24 to Mar 30	0		0		1,016	51.19%	0	-100.00%	0	

## Daily arrivals by reporting date grouped by country (countries of first arrival)

Countryname ▲	Greece	Italy	Total
Report Date ▲	Daily arrivals	Daily arrivals	Daily arrivals
24Mar2016	83	0	83
25Mar2016	177	0	177
26Mar2016	5	0	5
27Mar2016	144	0	144
28Mar2016	147	0	147
29Mar2016	741	730	1,471
30Mar2016	281	2,691	2,972
Total	1,578	3,421	4,999

## Daily arrivals by reporting date grouped by country (other countries)

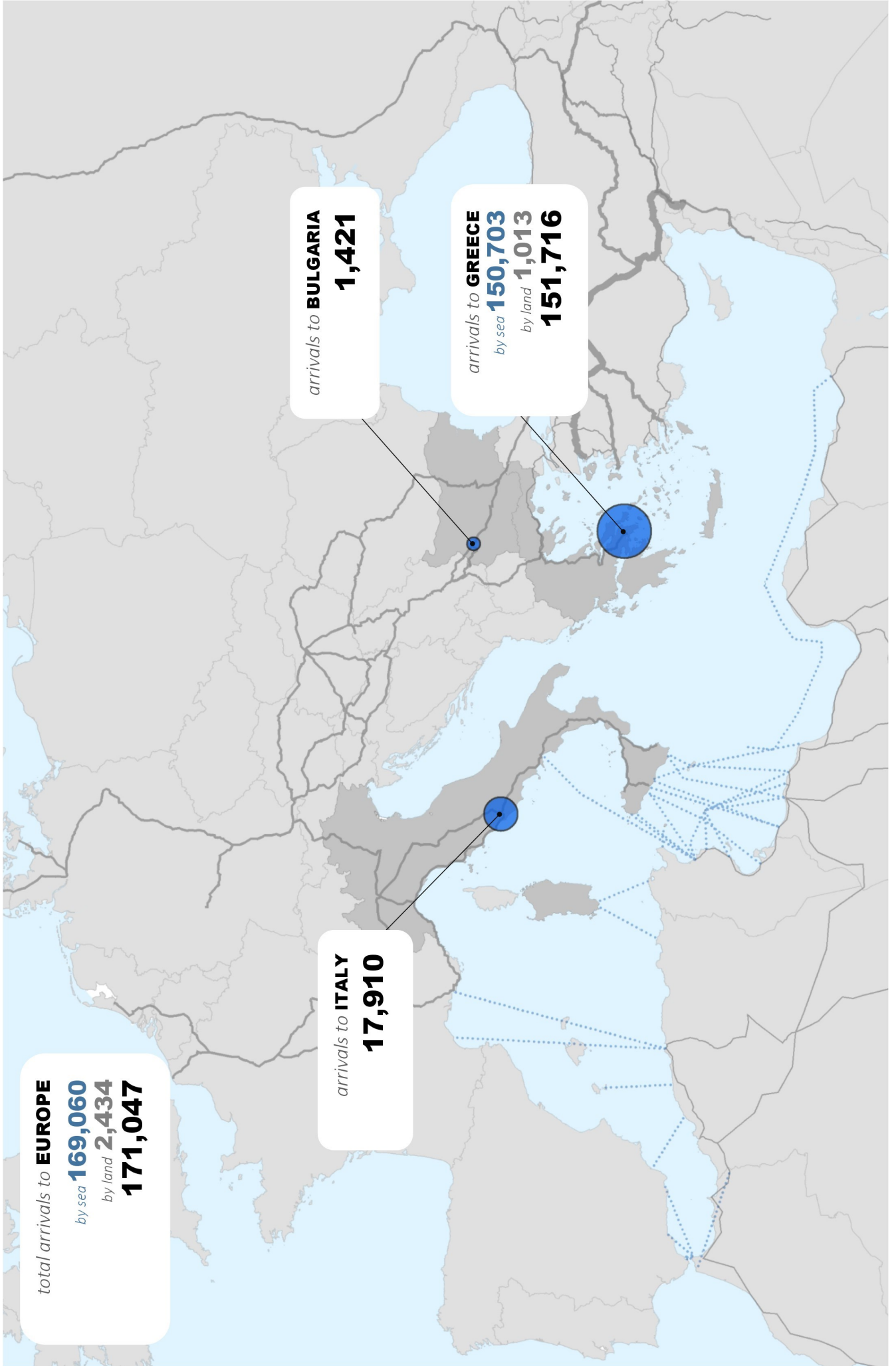
Countryname ▲	FYROM	Serbia	Croatia	Slovenia	Hungary
Report Date ▲	Daily arrivals	Daily arrivals	Daily arrivals	Daily arrivals	Daily arrivals
24Mar2016	0	0	0	0	140
25Mar2016	0	0	0	0	140
26Mar2016	0	0	0	0	66
27Mar2016	0	0	0	0	114
28Mar2016	0	0	0	0	255
29Mar2016	0	0	0	0	107
30Mar2016	0	0	0	0	194
Total	0	0	0	0	1,016



**Disclaimer:** Base Map Source: ESRI. This map is for illustration purposes only. Names and boundaries on this map do not imply official endorsement or acceptance by IOM.

# OVERVIEW: MIGRANT FLOWS TO EUROPE

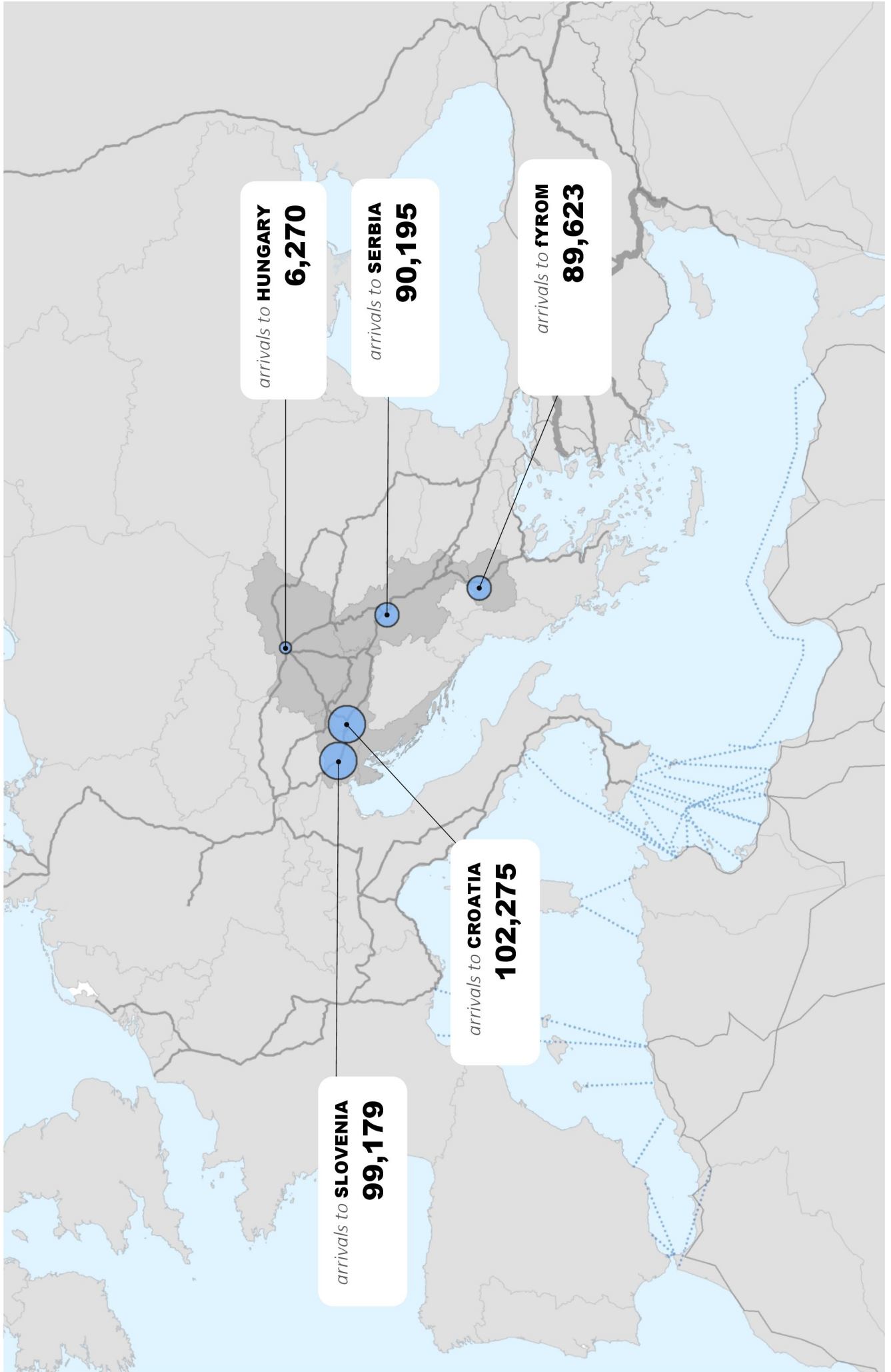
Registered and reported arrivals to Greece, Italy and Bulgaria From 01 January 2016 to 31 March 2016



# OVERVIEW: MIGRANT FLOWS TO EUROPE

Registered and reported arrivals to fYROM, Serbia, Croatia, Slovenia and Hungary 📍 From 01 January 2016 to 31 March 2016

**Disclaimer:** Base Map Source: ESRI. This map is for illustration purposes only. Names and boundaries on this map do not imply official endorsement or acceptance by IOM.

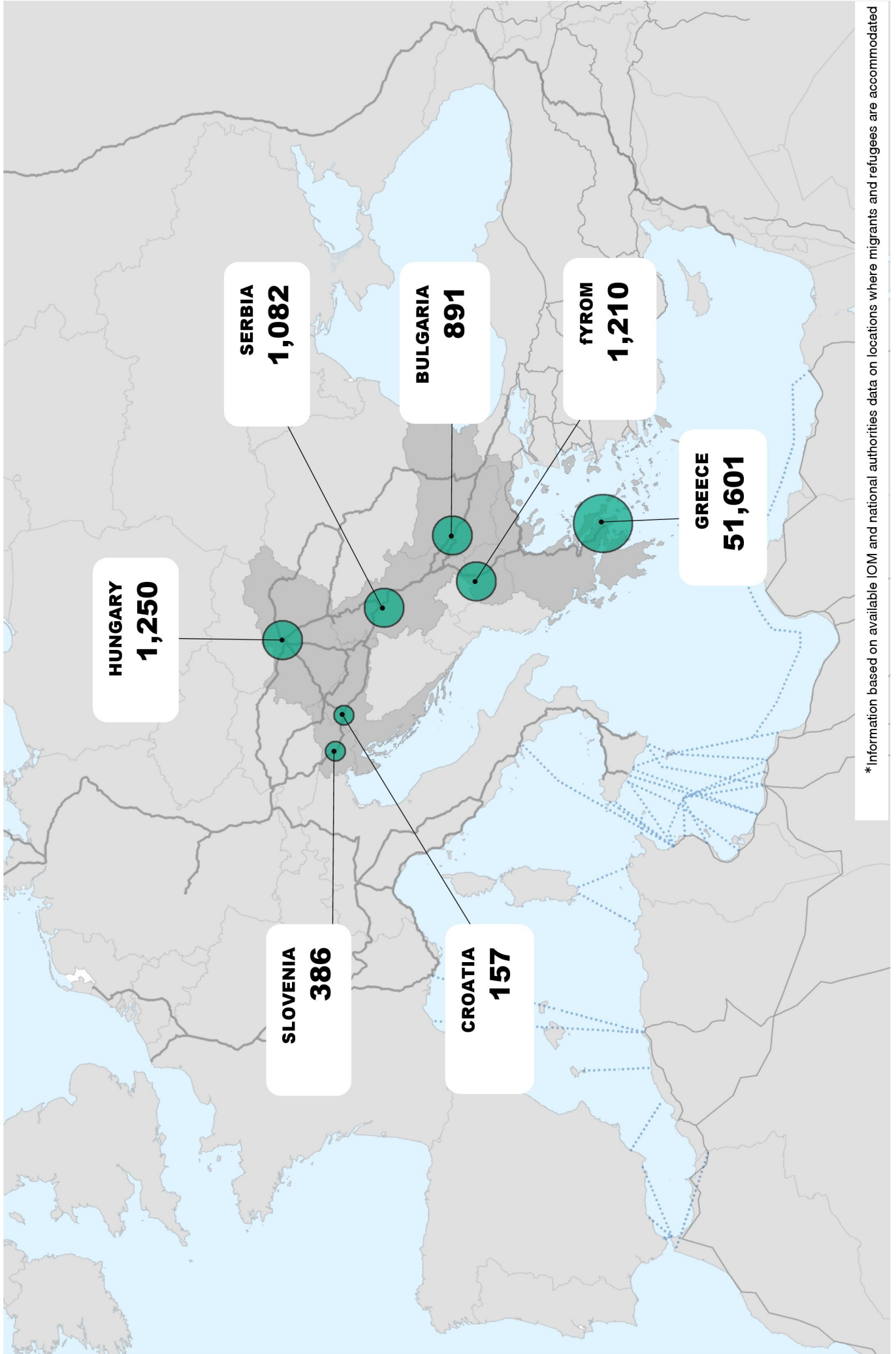


# OVERVIEW: STRANDED MIGRANTS AND REFUGEES

Stranded migrants and refugees in Greece, FYROM, Serbia, Croatia and Slovenia\* 31 March 2016



Disclaimer: Base Map Source: ESRI. This map is for illustration purposes only. Names and boundaries on this map do not imply official endorsement or acceptance by IOM.



\* Information based on available IOM and national authorities data on locations where migrants and refugees are accommodated

### 3. Policy Timeline 2015—2016

17 September 2015

EU ministers approve disputed quota plan: the Czech Republic, Slovakia, Hungary and Romania are outvoted at the ministerial meeting when member states decide to relocate 66,000 refugees from Greece and Italy to other EU countries.

16 October 2015

EU announces it will give Turkey 3 billion EUR in aid and will fast-track approval of visas to Europe for Turkish citizens in exchange for increased controls on the flow of migration from the Middle East to Europe, and taking back migrants whose asylum applications have not been granted.

25 October 2015

EU Leaders agree on 17-point plan of action on the Western Balkans Migration Route. This includes Point 14: “Reconfirming the principle of refusing entry to third country nationals who do not confirm a wish to apply for international protection (in line with international and EU refugee law and subject to prior non-refoulement and proportionality checks),” which is thought to have inspired FYROM to close its borders to any migrants not of Syrian, Afghan, or Iraqi nationality.

03 December 2015

Pakistan refuses to allow 30 deported Pakistanis to disembark plane from Athens. Voluntary returns and deportations to Pakistan are suspended

10 December 2015

The European Commission begins legal action against Greece, Croatia and Italy for failing to correctly register migrants. It also launches an infringement case against Hungary over its asylum legislation. It says the three failed to implement the Eurodac Regulation, which involves fingerprinting asylum seekers and registering the data within 72 hours.

11 February 2016

NATO sends naval patrols and air surveillance in order to deter smugglers in the Mediterranean Sea, as well as to gather intelligence and monitor migrant flow alongside Greek and Turkish coast guards.

18 February 2016

The chiefs of the police services in Austria, Croatia, FYROM, Serbia and Slovenia announced a joint agreement to profile and register migrants and refugees at the Macedonian – Greek border and organize transport from said border to Austria of selected migrants and refugees.

7 March 2016

European leaders reached a tentative agreement with Ankara on the migrant and refugee crisis – the mechanism described as “one in, one out” would be that for every Syrian returned to Turkey from Greece, the EU would then resettle one Syrian from Turkey.

18 March 2016

European Union and Turkey signed an agreement which outlines the plan to end irregular migration flows from Turkey to Europe.



## EU Turkey Agreement Overview

On March 18, the European Union and Turkey have agreed on a plan to end irregular migration flows from Turkey to the EU.

The agreement states that:

- From the 20<sup>th</sup> of March, all persons who do not have a right to international protection in Greece will be returned to Turkey, this action will be based on the Readmission Agreement from 2002 signed between the countries. From the 1<sup>st</sup> of June the agreement between the EU and Turkey will enter into force and that will be the basis of returns between Greece and Turkey from that point on.
- There will be no mass returns, each individual arriving on Greek shores and applies for asylum will go through an expedited procedure. Those who do not apply for asylum or whose applications were considered unfounded or inadmissible in accordance with the Asylum Procedures Directive will be returned to Turkey.
- In order to create a smooth process, Turkey and Greece as well as the EU institutions and agencies will take all the necessary steps and agree on any necessary bilateral agreements including the presence of Turkish officials on Greek islands and vice versa as of 20 March 2016 in order to ensure the liaison and a better functioning of the return mechanism.
- Member States declare their readiness to provide with a short notice, if needed, border guards, asylum experts, interpreters etc. to Greece.
- The Commission will coordinate all necessary support for Greece, under the EU-Turkey Agreement, and will develop an operational plan.
- The resettlement of Syrians will go under a 1:1 mechanism. Priority will be given to the Syrians who have not previously entered or tried to enter the EU irregularly. The EU will take into account the UN Vulnerability Criteria during the selection process.
- The EU Member States and agencies will accelerate relocation procedures from Greece, that way in the next month a total of 6,000 relocations should be achieved. By mid-May 2016 a minimum of 20,000 relocations should be completed.
- The European Council reaffirmed its support to Jordan and Lebanon. It calls for a better coordination with the Western Balkan states in tackling the migration crisis.

The European Council calls for measures to deter the smuggling of migrants in the EU. The whole EU-Turkey Agreement factsheet is available [here](#).

### *Other documents of interest:*

- Commission Communication: “Next operational steps in the EU-Turkey cooperation in the field of migration” - read more [here](#).
- UNHCR response on the EU-Turkey agreement is available [here](#). For other response read [here](#).

## 4. Turkey



### Background and latest figures

In Turkey the systems for thorough data collection have not yet been established, with the only available information being provided by the Turkish Coast Guard. As of 24 March 2016, The Turkish Coast Guard had apprehended **22,087** irregular migrants and had registered **173** fatalities for 2016. The breakdown by month of the apprehensions is below. These figures only include those apprehended and rescued by the Coast Guard; actual numbers of migrants and refugees departing Turkey by sea are in fact much higher than this.

As per IOM staff, officials from the Turkish Directorate General for Migration Management arrived to the Greek Islands to observe the implementation of the Agreement between Turkey and the European Union (March 18). Specifically, six of them will operate on Chios, eight on Lesbos, five on Samos, three on Leros and three on Kos

### Cumulative rescues and apprehensions by reporting date in Turkey

Mediterranean Developments-Rescues/Apprehensions by Turkish Coast Guard Statistics for 2016*				
Months	Number of Cases	Number of irregular migrants	Number of deaths	Number of organizers
January	135	5,506	103	16
February	182	8,739	38	25
March	160	7,842	32	11
<b>Total</b>	<b>477</b>	<b>22,087</b>	<b>173</b>	<b>52</b>

\*As of 28 March 2016

### Known entry and exit points

*Known entry points by land:* Hatay, Kilis, Şanlıurfa (from Syria), Silopi, Çukurca (from Iraq), Şemdinli, Yüksekova, Başkale, Ağrı, Doğubeyazıt (from Iran)

*Known entry points by air:* Istanbul Ataturk, Istanbul Sabiha Gokçen, Antalya, Esenboğa Ankara (from third countries)

*Known exit points by sea:* Çeşme, Ayvalık, Didim, Bodrum, Küçükkuyu (Locations close to Lesbos, Samos, Chios, Symi, Kos and Rodos)

*Known exit points by land:* Edirne (to Greece and Bulgaria), Kırklareli (to Bulgaria)

*Known exit points by air:* Istanbul Ataturk, Istanbul Sabiha Gokçen (to certain EU MS)



## 5. Bulgaria

### Background and latest figures

From the start of 2016 to **24 March 2016**, Bulgarian authorities apprehended a total of **1,160** migrants and refugees entering the country irregularly from the land borders with Turkey. The most prominent nationalities in descending order were Iraqis, Syrians, Afghans and Pakistanis. The vast majority, **76%**, were apprehended on irregular land borders, while only **24%** were apprehended on border checkpoints. In addition, **261** migrants and refugees have been apprehended inside country between the reporting period up to 24 March.

Unlike other Balkan states, Bulgaria does not have a policy to facilitate the migration flow to Western Europe. Therefore, numbers from Bulgaria are not of registered arrivals but rather of apprehensions by the Bulgarian authorities of irregular migrants on entry, within the country, and on exit. This makes dating the exact entry of arrivals difficult, as someone apprehended in 2016 might have entered the country in 2015. As such, IOM has decided to account for flows into the country in the following manner: The figure for arrivals from 01 Jan 2016 – 25 Feb 2016 includes only apprehensions on entry. Only apprehensions on entry from the Turkish-Bulgarian border are counted. The figure for arrivals from 25 Feb 2016 – 31 March 2016 includes only apprehensions on entry and in country. The figure for arrivals from 01 April 2016 – will include all three locations: entry, in country, and on exit.

### Cumulative arrivals (equal to registered apprehensions) by reporting date in Bulgaria\*

*\* Migrants and refugees arriving in Bulgaria through Greece are not taken into account since they have already been counted in the arrivals in Greece. 134 migrants have been apprehended by the Bulgarian authorities between 1 January and 24 March 2016 when entering the Bulgaria-Greece green border.*

Up to	Cumulative Apprehended on Entry	Cumulative Apprehended Inside	Total Cumulative
28 Jan 2016	504	Not included	504
25 Feb 2016	1,006	Not included	1,006
24 Mar 2016	1,160	261	1,421



### Accommodation Facilities (as of 24 March 2016)

Name of Accommodation Facility	Capacity	Currently Accommodating	Nationalities
Reception Center at Banya	70	769	Mainly Afghan (43%), Syrian (26%), Iraqi (18%) and Pakistani (6%) nationals
Transit Center at Pastrogor	320		
Reception Center Sofia	860		
Center Vrazhdebna (Sofia)	370		
Center Voenna Rapma (Sofia)	800		
Reception Center at Harmanli	2710		
Detention Center at Lubimets	940	122	52%Afghans, 20% Iraqis, 5%Syrians, 2% Pakistanis, 2% Iranians
Detention Center at Sofia			

Migrants and refugees are accommodated in six transit and reception facilities which are run by State Agency for Refugees (SAR), with total capacity for **5 130** people.

Centers are located in Banya (reception center), Pastrogor (transit centre), Sofia (reception center Sofia, Vrazhdebna center, Voenna Rapa center) and Harmanli. Currently (March 24) all six centers run by SAR are accommodating **769** migrants and refugees. The majority of accommodated migrants and refugees are Afghan, Syrian and Iraqi nationals.

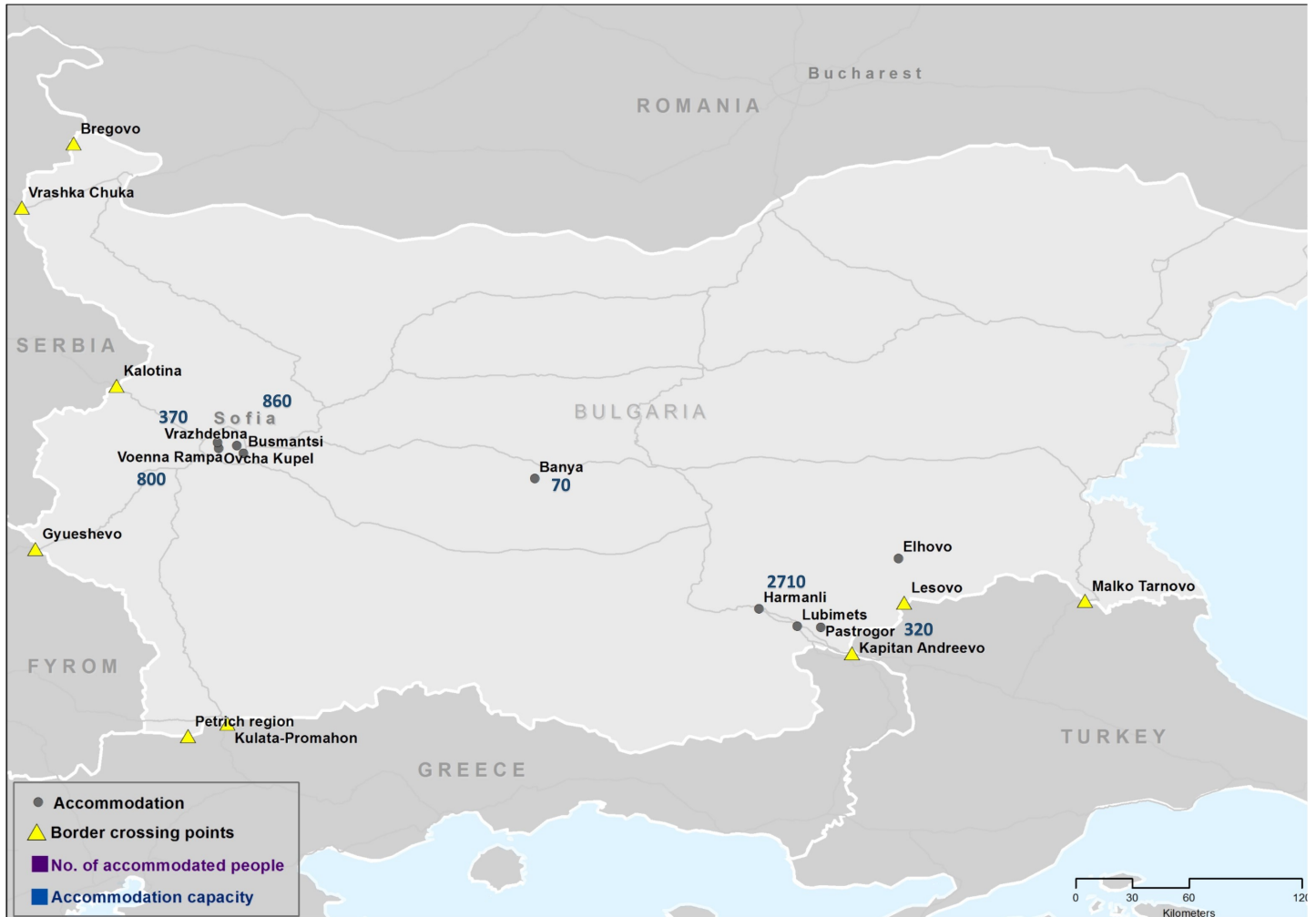
Apart from the aforementioned centers, there are also two detention centers run by the Ministry of Interior, one in Lubimets and one in Sofia (Immigration Detention Center) with a total capacity of **940** and currently accommodating **122** (March 24) migrants and refugees. Upon apprehension at green border with Turkey, some migrants are transported to these centers.

One center is located in **Elhovo** and is being under the authority of the Bulgarian Border Police. This is the first **transit point** for migrants who are apprehended illegally crossing the green border with Turkey. From Elhovo, migrants and refugees are transported to SAR centers in Sofia, Harmanli and Pastrogor.

The **main entry** points between **Bulgaria and Turkey** are border checkpoints **Kapitan Andreevo, Lesovo and Malko Tarnovo**. Migrants and refugees who are coming from **Greece** mostly use green areas near **Kulata-Promahon** checkpoint or available routes in **Petrich region**. Most migrants and refugees enter Bulgaria from green border on foot. Those coming from border checkpoints usually enter by hiding in buses or other vehicles. Undetected migrants continue their journey via taxis and private transportation to external borders or to big cities to find a means of onward transportation out of the country. However, **720** (March 24) migrants and refugees were apprehended inside country from January 1 until March 24, with **28** (March 24) being apprehended during this reporting period (March 17 –24).



### Accommodation Facilities and Border Crossing Points



## 6. Greece



### Key Findings and Advanced Notifications

As of **30 March 2016**, the cumulative arrivals to Greece over land and sea for 2016 stands at **151,716**. From 24 to 30 March it was estimated that **1,578 migrants entered Greece via sea borders**. This is a significant decrease from two weeks ago, which saw **11,341 arrivals by sea**, and a **70% drop** from last week's arrivals, which amounted to **5,293 arrivals by sea**. According to the Hellenic Police, the numbers of land arrivals for the month of February in Greece are **474**. This is a slight decrease compared to last month which saw **539 arrivals by land**.

**30 March**—According to the Hellenic Coast Guard, between 24 and 30 March there were at least **19 incidents** off the coasts of Lesbos, Chios, Symi, Samos, Agathonisi, Kalolymnos, and Megisti, requiring the Hellenic Coast Guard (HCG) to search and rescue **733 migrants and refugees**.

**30 March**—According to the Hellenic Coast Guard, the number of unaccompanied minors arriving on Greek shores in the first quarter of 2016 has **increased**. In the first three months of this year a total of **537 unaccompanied minors** arrived on the island of Lesbos. This is sharp increase compared to the **750 unaccompanied minors** who arrived on Lesbos throughout the entire year of 2015.

### Cumulative arrivals by reporting date in Greece



### Hotspots and Accommodation Facilities

**30 March**-The current number of stranded migrants and refugees in Greece is estimated to **51,601**.

**30 March**-There are currently **four hotspots** in Lesbos (2,579 people), Samos (577 people), Chios (1,519 people) and Leros (9 people) that are operational.



## AEGEAN

### Lesvos

There are four centers in Lesvos: Moria Hotspot, Better Days for Moria, Pikpa and Kara Tepe.

**Moria Hotspot** is an organized Transit Point and Reception Center which serves as a registration and screening center with a capacity of 2,000-2,500 currently accommodating **2,300** migrants and refugees in available sub-halls and containers. The accommodated migrants and refugees are mainly Afghan, Pakistani, Iranian and African nationals.. The facility is run by the Ministry of Migration Policy in cooperation with The Ministry of Defense and the Ministry of Citizen's Protection. The main organizations present are: IOM, UNHCR, DRC, Save the Children, Oxfam, Praxis, Metaction, Samaritans' Purse, Euro-relief, MDM, MSF, Actionaid and Red Cross.

**Kara Tepe** is an official Transit Point and Reception Center with a capacity of 1,600-2,500 run by the Municipality of Lesvos. A total of **79** migrants are currently accommodated in the center. It's intended for nuclear families, the main nationalities being Syria and Iraq.

**Better Days for Moria** is an unofficial reception and transit point run by volunteer organizations. As of March 30, no migrants and refugees are accommodated there.

**Pikpa** is a transit and reception center, where around somewhere between **75-80** migrants and refugees are currently accommodated.

**Silver Bay Hotel** is an organized transit point/reception center. Formerly it was used to accommodate already registered vulnerable group until they left for the mainland, however now it hosts Syrian and Iraqi nationals registered before 20 March and awaiting relocation sessions or asylum interviews. The center currently accommodates a total of **200** migrants. They can reside in the center for up to 3 months.

### Kos

**Official Organized Transit Point/Reception Center** currently accommodates **163** migrants and refugees

### Samos

#### Samos Organized Transit Point and Reception Center - Hotspot

The Center has a capacity of **250**, currently accommodating **573** migrants and refugees with the majority being Syrian, Afghani and Pakistani nationals. The facility is run by the First Reception Service, while Hellenic Police undertakes the responsibility for the security of the area and Hellenic Army is in charge of construction of extended accommodation are of this hotspot.

Until March 21, the facility was functioning as an open center meaning that migrants and refugees were allowed to enter and exit at any time. Currently, the center is closed by the police. Migrants and refugees are accommodated in containers, and it is expected that the number of available containers will increase.

The two other locations on the island are the port and a hotel. There are currently 4 migrants and refugees are accommodated at the two locations.



## Chios

There are two centers in Chios: **Chios Hotspot** and **Suda Accommodation Center**.

**Chios Hotspot** is a registration and accommodation facility with a capacity of **1,100**. Currently the center is accommodating **1,504** mainly Syrian and Iraqi nationals. IOM is present in the hotspot and does AVRR counselling..

**29 March-** According to sources there, tensions between the Afghans and Iraqis grew culminating with the slight injury of an Iraqi national, which was transferred to a local hospital.

**Suda Accommodation Center** was a temporary accommodation facility with a capacity of **900**. The center is being closed, however currently around **15** migrants and refugees are accommodated there. The center was run by the Municipality of Chios.

## Leros

There are three centers in Leros: **Leros First Reception Center and Hotspot**, **Pikpa** and **Posidonas**.

**Leros First Reception Center and Hotspot** run by the First Reception Service and the Ministry of Interior, has a capacity of 1,000. It currently accommodates **no migrants and refugees**.

**Pikpa** is currently accommodating **9** migrants and refugees. It's a fully equipped facility (with kitchens and laundries) with special areas—playground, rooms for unaccompanied minors. It is intended for families with small children regardless of their nationality.

**Posidonas** is run by the First Reception Service. The facility has a capacity of **1,000** and currently accommodates **no migrants and refugees**.

## Rhodes

**Megisti** and **Rhodes** are the two First Reception Centers on the Island of Rhodes. Currently Megisti is accommodating **80** migrants and refugees, while Rhodes is accommodating **60** migrants and refugees.

## ATTICA

### Victoria Square

Located in the centre of Athens, Victoria square has been a meeting spot for migrants and refugees for years, with levels of crowdedness rising most acutely in the last year. As of 30 March, around **420** migrants and refugees were gathered there following the evacuation of the square by the Police.

### Schisto Camp

Schisto camp was a military base and it is close to Piraeus port, in Athens. As of 30 March the camp was accommodating **1,950** migrants and refugees. The majority of them are Afghani and Iranian nationals. The camp is run by Alternate Ministry of Migration Policy of the Ministry of Interior and the Ministry of Defense. Registration procedure, translation services and health care is provided by First Reception Service (FRS), and Ministry of Defense is in charge of nutrition, hygiene and land planning. The site offers 100 beds mostly used for vulnerable groups. Apart from that migrants and refugees are accommodated in tents (for 2-4 persons) and 2 UNHCR rub-halls.



**Elliniko I, II, II Accommodation Centre**

As of 30 March, **4,800** migrants and refugees are accommodated in Elliniko I, II and III Accommodation Facilities. The accommodated migrants and refugees are distributed on three locations-Hockey Stadium (1,600), Baseball Stadium (1,200) and at the old Airport (2,000). The center is run by the First Reception Service. Migrants gathered in Elliniko are mostly single men from Afghanistan, Iraq, Pakistan and Iran, as well as nationals from African countries.

**Elaionas Accommodation Centre**

As of 30 March, **720** migrants were hosted in Elaionas. Most of the migrants are Afghans, Iranians and other migrants from African countries. The camp was set up in summer 2015 and is run by The Alternate Ministry of Migration Policy of The Ministry of Interior and Administrative Reconstruction together with First Reception Service. IOM is present in the camp twice a week. Other present organizations and services are NOSTOS-IASIS, Hellenic Centre for Disease Control and Prevention (medical service), Social Service, MSF, UNHCR, SOS Villages, METADRASI, the Greek Forum for Refugees, the Asylum Service of Greece and Army. Upon their arrival, migrants and refugees are informed about rules in the center by The FRS and two UNHCR staff members who are assisting FRS with information sharing. Migrants and refugees generally remain in the center for a few days, but there are some migrants who are hosted there for over two months.

**Afidnes**—Newly organized transit point and reception center with a total capacity of 3,000. Currently there are no migrants and refugees accommodated there.

**Agios Andreas**— Transit point and reception center with a total capacity of 500, currently accommodating **120** migrants and refugees. At the time of writing this report there is no information regarding the demographics.

**Lavrion**—Transit point and reception center currently accommodating **400** migrants and refugees. At the time of writing this report there is no information regarding the demographics.

**Malaksa**- Transit point and reception center with a total capacity of 4,000, currently accommodating **1,000** migrants and refugees. At the time of writing this report there is no information regarding the demographics.

**Piraeus Port**- Currently about **5,820** migrants and refugees staying in tents. Main nationalities are Syrian, Iraqi and Afghani.



## MACEDONIA AND THRACE

**Nea Kavala** – Transit accommodation center is located approximately 23 km from Idomeni. According to police reports, as of 30 March an estimated **3,520 migrants and refugees** were hosted at the camp. The camp's capacity is estimated at **4,800**, with 600 tents of different sizes designed to accommodate up to eight people each. The majority of the migrants and refugees are Syrians and Iraqis.

**Herso (Cherso)** – Located approximately 36 km from Idomeni. According to police reports, as of 30 March an estimated **3,900** migrants were hosted at the camp. The camp's capacity is estimated at **4,000**, with 600 tents designed to accommodate eight people each. The majority of the migrants and refugees are Syrians and Iraqis.

**EKO Gas Station** – Located around 20km from Idomeni. As of 30 March, **1,279** migrants and refugees are staying there. Few tents have been settled.

### Diavata Relocation Centre

As of 30 March, Diavata, located 70 km from Idomeni, is accommodating a total of **2,280** migrants and refugees. Most of them are Syrians and Iraqis. The current capacity of the center is **2,151** with a tendency to increase it up to 4,000. The center is run by the Ministry of Interior.

### Idomeni-Evzoni

The borders with FYROM have remained closed and a total of **11,324** migrants and refugees are currently stranded in Idomeni.

**Drama**—With a total capacity of 800, the facility is currently accommodating **479** migrants and refugees. At the time of writing this report there is no information regarding the demographics

**Eleftheroupele**—Transit accommodation facility in a sport camp currently accommodating **202** migrants and refugees. At the time of writing this report there is no information regarding the demographics.

**Fthiotida**—Transit accommodation facility in a hotel currently accommodating **97** migrants and refugees. At the time of writing this report there is no information regarding the demographics.

**Giannitsa**—Transit accommodation facility currently accommodating **840** migrants and refugees. At the time of writing this report there is no information regarding the demographics.

**Nea Karvali**—Transit accommodation facility in an exhibition center currently accommodating **755** migrants and refugees. At the time of writing this report there is no information regarding the demographics.

**Pieria**—Transit accommodation facility in a Nireas Camping, currently accommodating **468** migrants and refugees. At the time of writing this report there is no information regarding the demographics.

**Thessaloniki Port**—Transit accommodation facility in a warehouse, currently accommodating **346** migrants and refugees. At the time of writing this report there is no information regarding the demographics.

Three new sites are in the Central Macedonia region: **Arm Camp Armatolou Kokkinou** (377), **Sports Center Neas Chranis** (248) and **Ktima Iraklis** (60). At the time of writing this report there is no information regarding the demographics of these three sites.



## EPIRUS AND WESTERN MACEDONIA

**Filipiada**— Transit accommodation facility with a total capacity of 800, currently accommodating **660** migrants and refugees. The main nationalities are Syrian, Afghani and Iraqi.

**Konitsa**— Transit accommodation facility with a total capacity of 170, currently accommodating **162** migrants and refugees. Before, the accommodation facility was used primarily for unaccompanied minors.

**Kozani**—Transit accommodation facility located in a Sports Center in Lefkovrisi currently accommodating **215** migrants and refugees.

**Skotina**—Transit accommodation facility in an old hotel, currently accommodating **190** migrants and refugees.

## EVROS

### Orestiada

As of 30 March, it is estimated that **44** migrants and refugees from Syria and Afghanistan are staying in this first Reception Center located at the border with Turkey. The Reception Center has a total capacity of 240.

## PELOPONNESE AND WESTERN GREECE

**Doliana**— Transit accommodation facility with a capacity of **250**. Currently accommodating **207** migrants and refugees. At the time of writing this report there is no information regarding the demographics.

**Katsika**— Transit accommodation facility located in a former military camp with a capacity between 3,700-4,200. Currently accommodating **1,075** migrants and refugees. They are accommodated in tents built by the army. At the time of writing this report there is no information regarding the demographics.

## THESSALY AND CENTRAL GREECE

**Chalkida/ Ritsona**—Currently accommodating **908** migrants and refugees. At the time of writing this report there is no information regarding the demographics.

**Koutsochero**—Transit accommodation camp currently accommodating **1,458** migrants and refugees. At the time of writing this report there is no information regarding the demographics.

**Larissa**—currently there are no migrants and refugees accommodated there. However on the 24 March, there were **390** migrants and refugees accommodated there.

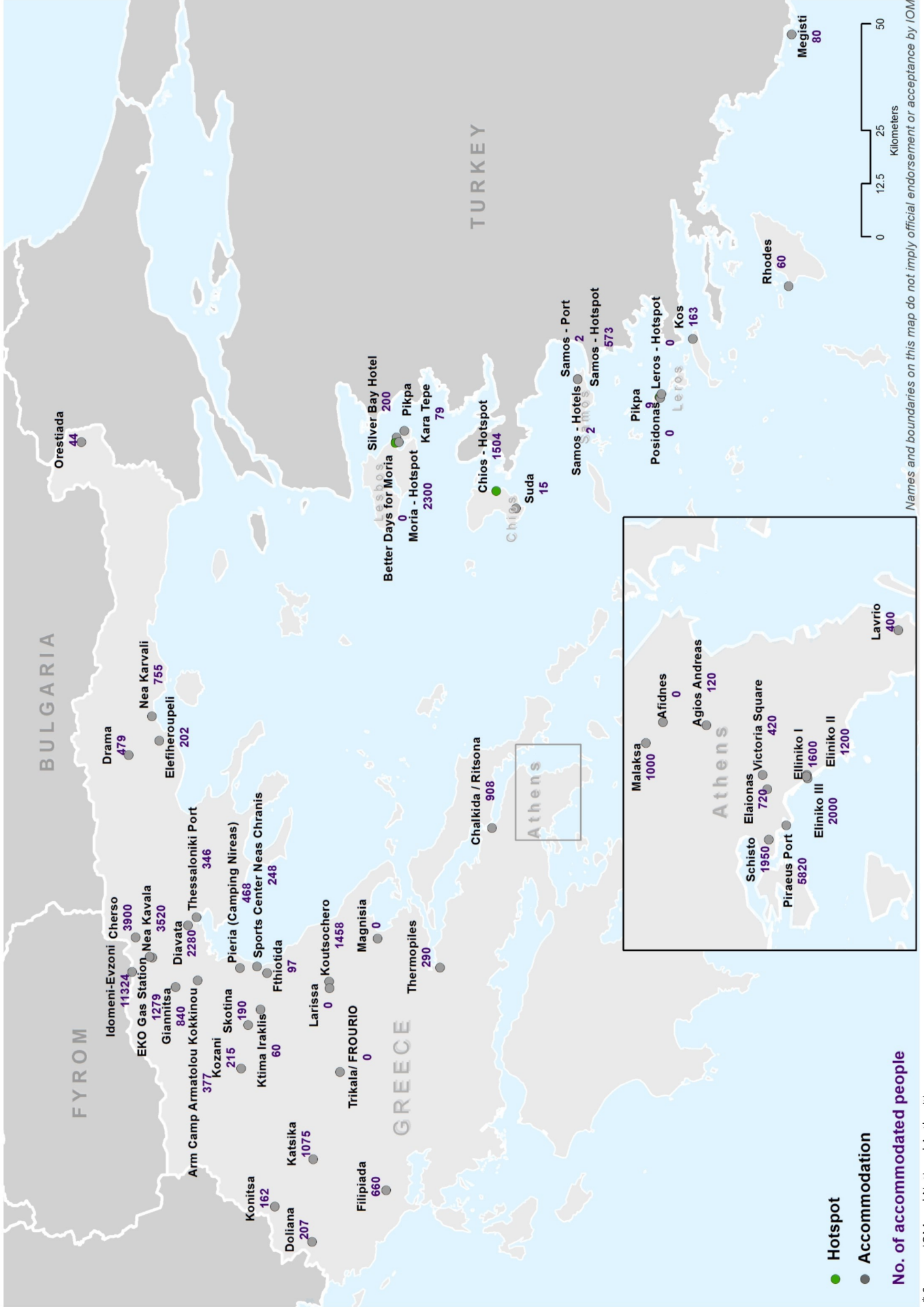
**Magnisia**—currently there are no migrants and refugees accommodated in the unofficial transit point. However on the 24 March, there were **60** migrants and refugees stayed there.

**Thermopiles Camp**—currently accommodating **290** migrants and refugees. At the time of writing this report there is no information regarding the demographics.

**Trikala/ Frouolio**—currently there are no migrants and refugees there. However on the 24 March there were **191** migrants and refugees there.

# 51,601 MIGRANTS AND REFUGEES STRANDED IN GREECE\*

31 March 2016

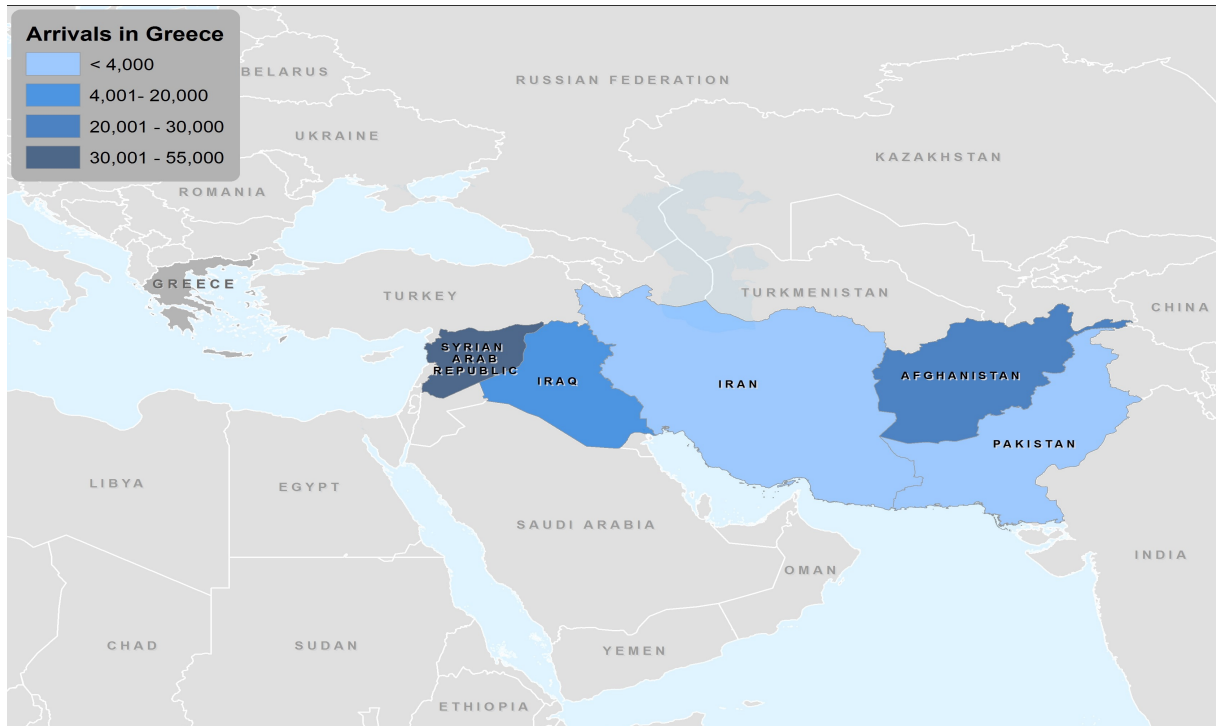


Names and boundaries on this map do not imply official endorsement or acceptance by IOM

\* Source: IOM and National Authorities



### Cumulative arrivals by nationality of origin 2016 (from 1 Jan to 31 Jan 2016)



**Relocations:** 23 March – 30 March, **1,100 individuals** have been relocated, of which **581 from Greece** (30 to Luxembourg, 77 to Finland, 37 to Germany, 6 to Lithuania, 89 to Portugal, 10 to Ireland, 242 to France, 6 to Latvia, 6 to Cyprus, 6 to Malta, 48 to the Netherlands, 2 to Bulgaria, 15 to Romania and 7 to Estonia) .

The European Commission has made available an overview of Member States' support to the EU relocation mechanism. To date, 21 out of the 31 participating countries have promised to make places available, namely Belgium (30), Bulgaria (1,302), Cyprus (30), Czech Republic (30), Estonia (31), Finland (270), France (1,300), Germany (40), Ireland (50), Latvia (481), Lithuania (100), Luxembourg (150), Malta (131), the Netherlands (200), Poland (100), Portugal (1,642), Romania (515), Spain (200), Sweden (300), Liechtenstein (43) and Switzerland (30), with an overall number of only 6,975 places. You can find the overview [here](#).

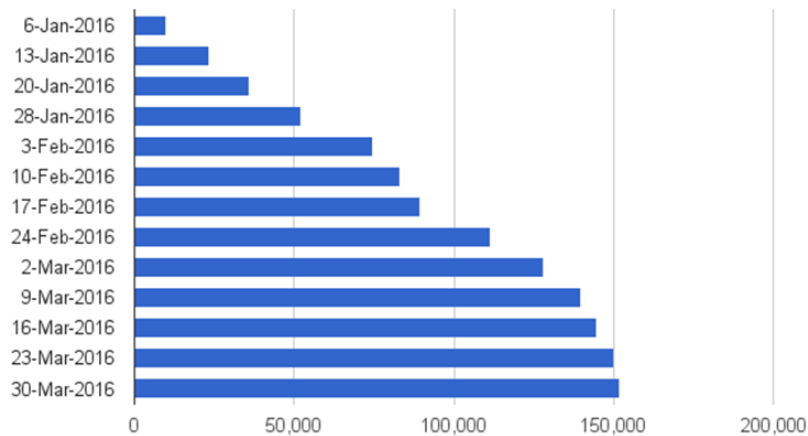


Weekly data

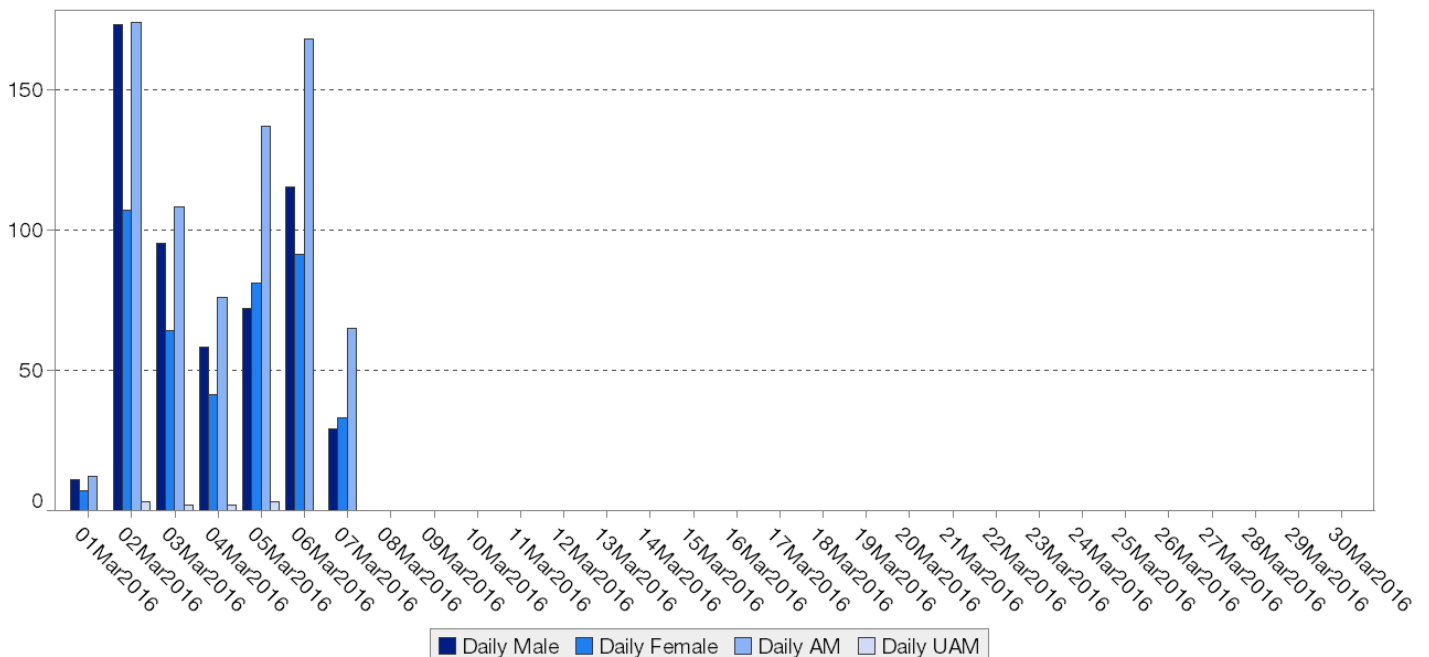
Cumulative arrivals

Period	Arrivals	Cumulative arrivals	Percent cumulative
Jan 1 - Jan 6	9,930	9,930	7%
Jan 6 – Jan 13	13,372	23,302	15%
Jan 13 – Jan 20	12,647	35,949	24%
Jan 20 – Jan 27	16,106	52,055	34%
Jan 28 – Feb 03	22,484	74,539	49%
Feb 03 – Feb 10	8,638	83,177	55%
Feb 10 – Feb 17	6,175	89,352	59%
Feb 17 – Feb 24	22,286	111,638	74%
Feb 24 – Mar 2	16,627	128,265	85%
Mar 3 – Mar 9	11,341	139,606	92%
Mar 10 – Mar 16	5,293	144,899	96%
Mar 17 – Mar 23	5,239	150,138	99%
Mar 24 – Mar 30	1,578	151,716	100%

Weekly Cumulative arrivals to Greece



Demographics of weekly departures from Greece (exit point, Idomeni) in February and March 2016



## Daily arrivals for 30 Mar 2016



Point of Arrival	*Numbers – Ad hoc communication between IOM Regional staff and the Hellenic Police in the islands	Numbers – HQs/ Hellenic Coast Guard Identification and Rescue operations
Lesvos island	124	-
Samos island	80	80
Chios island	50	-
A' Dodecanese		
Rhodes	-	-
Symi	-	-
Tilos	-	-
Megisti	-	-
Chalki	-	-
B' Dodecanese		
Kos	27	-
Kalymnos	-	-
Patmos	-	-
Farmakonisi	-	-
Leros	-	-
Agathonisi		
Agathonisi	-	-
Crete	-	-
Limnos	-	-
Lipsoi	-	-
Alexandroupoli		
Port of Alexandroupolis	-	-
<b>TOTAL</b>	<b>281</b>	<b>80</b>

## 7. The former Yugoslav Republic of Macedonia (fYROM)

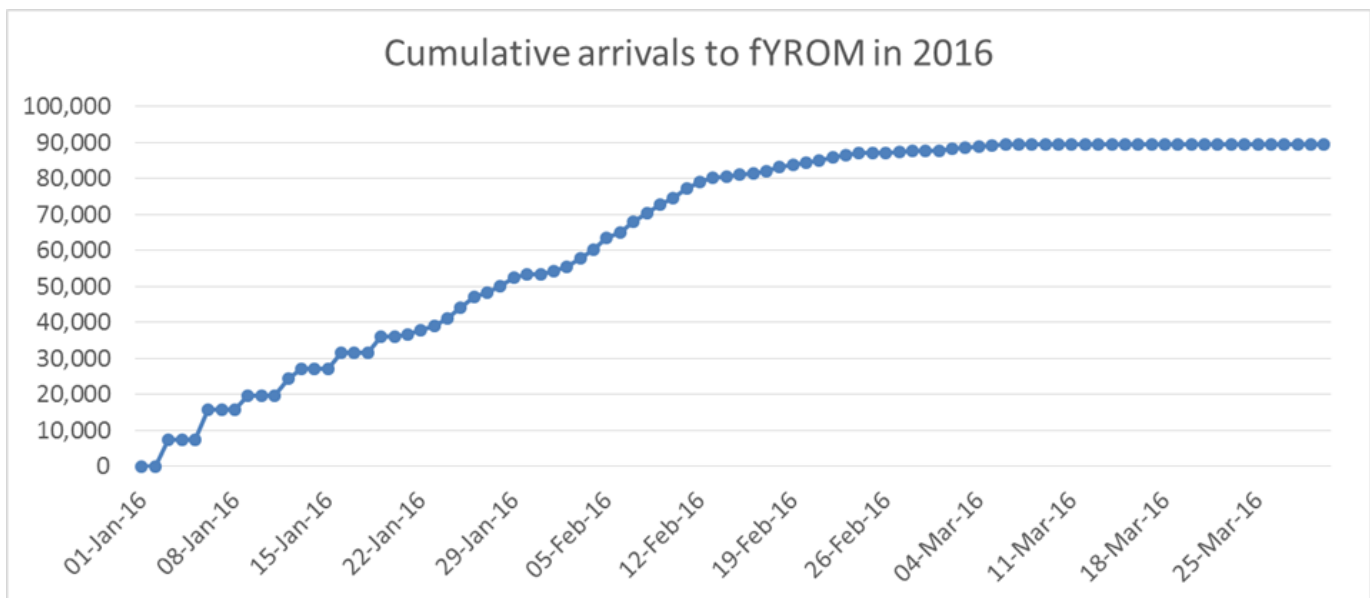


### Key Findings and Advanced Notifications

From 8 to 30 March 2016 no migrants and refugees were registered arriving in fYROM. Since the beginning of 2016, a total of 89,623 migrants and refugees have entered the country.

**25 March**—The fYROM Ministry of Foreign affairs published a news brief on the migrant and refugee crisis. The news brief is an overview of the current policy adopted by the government, the border management highlights for the first months of 2016 as well as an official point of view regarding the events of 14 March where 2,445 migrants and refugees left the Idomeni Reception Center and crossed the border towards fYROM.

### Cumulative arrivals by reporting date in fYROM



### Accommodation Facilities (as of 30 March 2016)

Name of Accommodation Facility	Capacity*	Currently Accommodating	Nationalities
“Vinojug” Transit Centre—Gevgelija (Greece—fYROM Border)	1,100-1,200	124	Syrians
Tabanovce Transit Center (fYROM—Serbian Border)	1,100	1074	Afghans, Iraqis and Syrians. A few Libyans.
Tents at the Green Border with Serbia (as of 07 March)	N/A	12	Currently no information on the current demographics

\*Capacity is approximate and subject to change





## TRANSIT CENTRE VINOJUG

Accommodation facility located close to the Greek border in Gevgelija region, has a full capacity of approximately 1100-1200. Currently it accommodates **124** Syrian, Iraqi and Afghani nationals. The 23 migrants who crossed the Greek-fYRM border on March 15, were at Vinograd in the Rub-hall.

Until the beginning of March, prior to changes in the border regimes along the Western Balkans route, the “**Vinojug**”, **Gevgelija** center was **the main entry point** for migrants who were coming from Greece. In this transit center migrants and refugees who expressed intention to seek asylum in the country were registered and processed. After this procedure migrants and refugees spend up to several hours in the center before taking the train or other transportation to the northern border with Serbia.

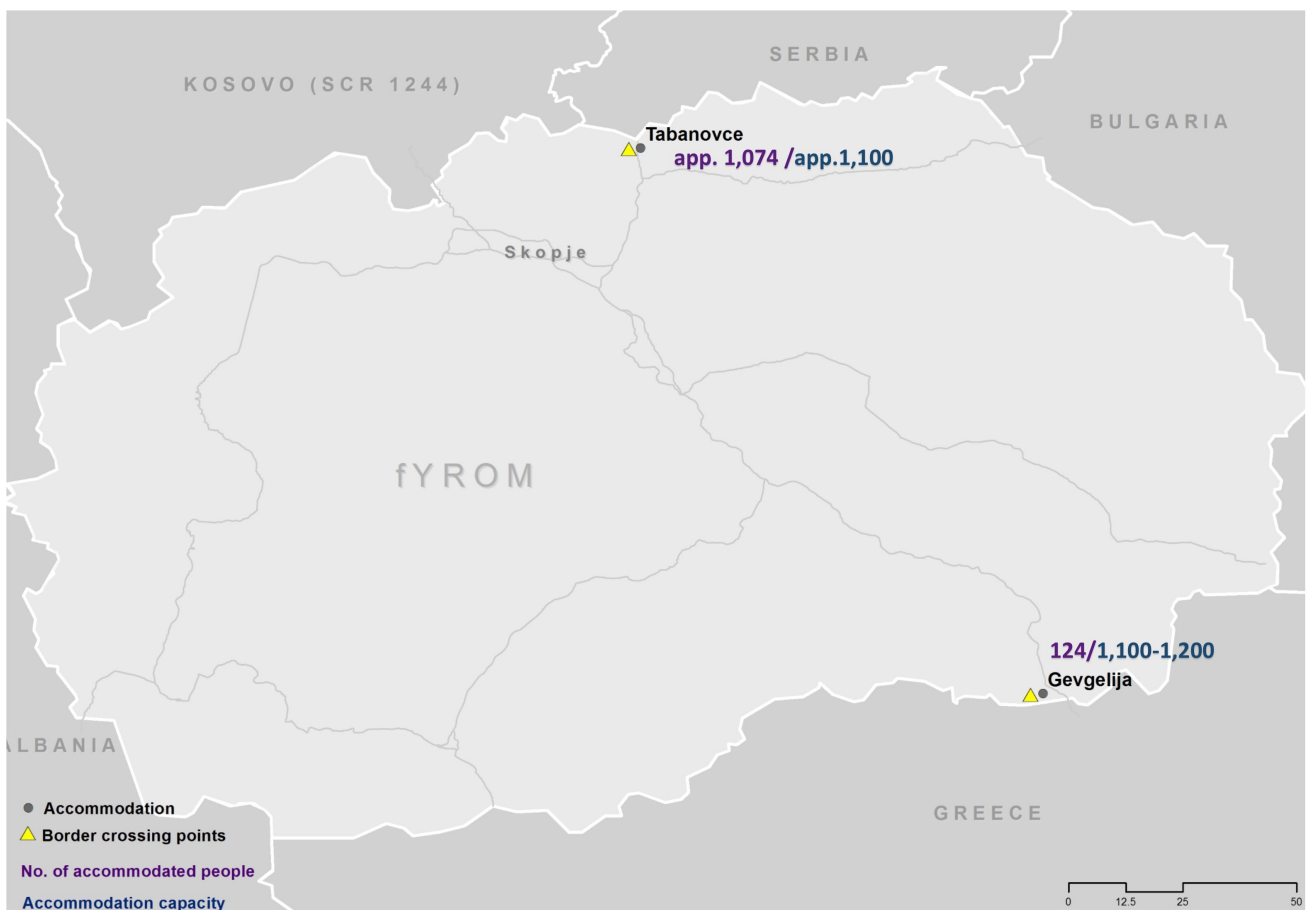
## TABANOVCE TRANSIT CENTRE

Accommodation facility located close to the Serbia border in Tabanovce region, has a full capacity of approximately 1,100. Currently it accommodates app. **1,074** migrants and refugees. The main nationalities are Afghans, Iraqis and Syrians; there are also a few Iranians, Pakistanis and Lebanese. Some migrants have been stranded at this transit center for more than 20 days.

Until the beginning of March, Tabanovce Transit Center, was the main exit point for migrants and refugees who were heading to Serbia. Migrants and refugees were staying in the camp for a short period of time before continuing their journey toward Serbia.

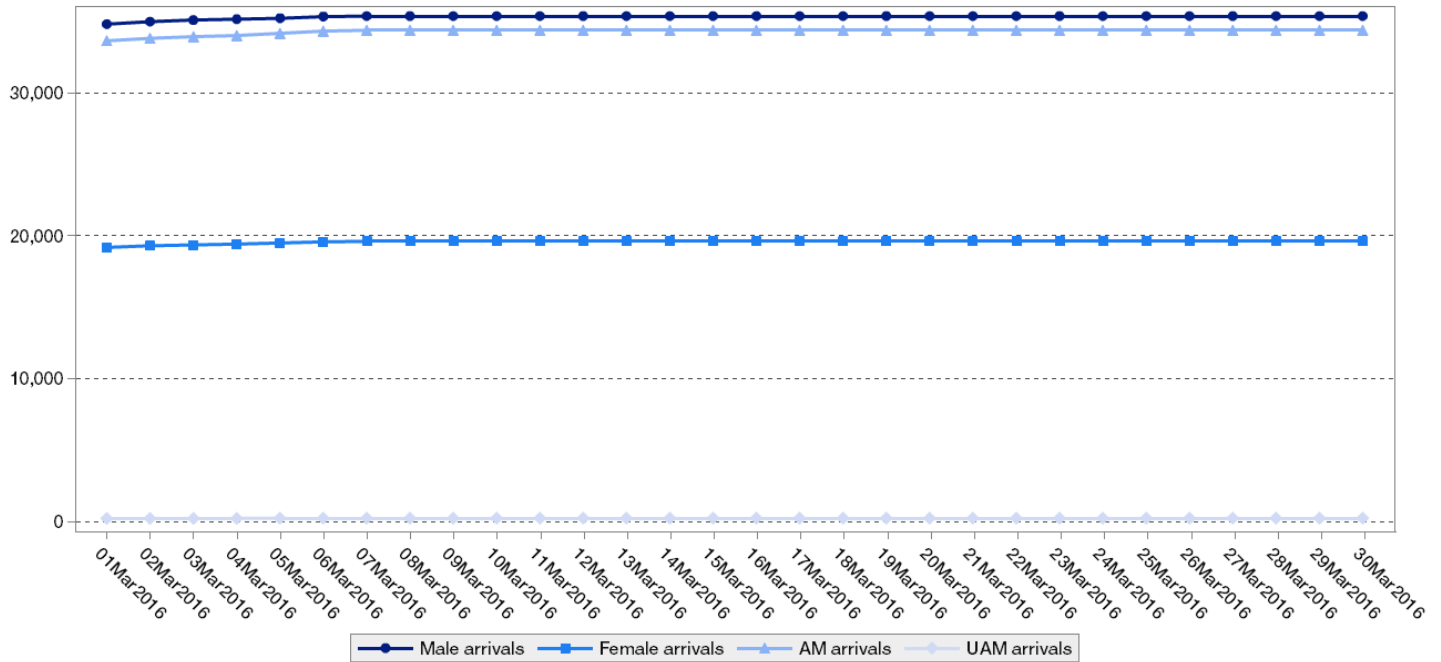
## GREEN BORDER CAMP

As of 30 March, approximately **12 migrants and refugees** are stranded at the green border with Serbia. They had departed with the last train on 07 March 2016 however, during their journey, new border regime was introduced and migrants and refugees stayed in fYROM. They are accommodated in small tents. At the time of writing this report there is no information regarding the demographics of the 12 stranded migrants and refugees.





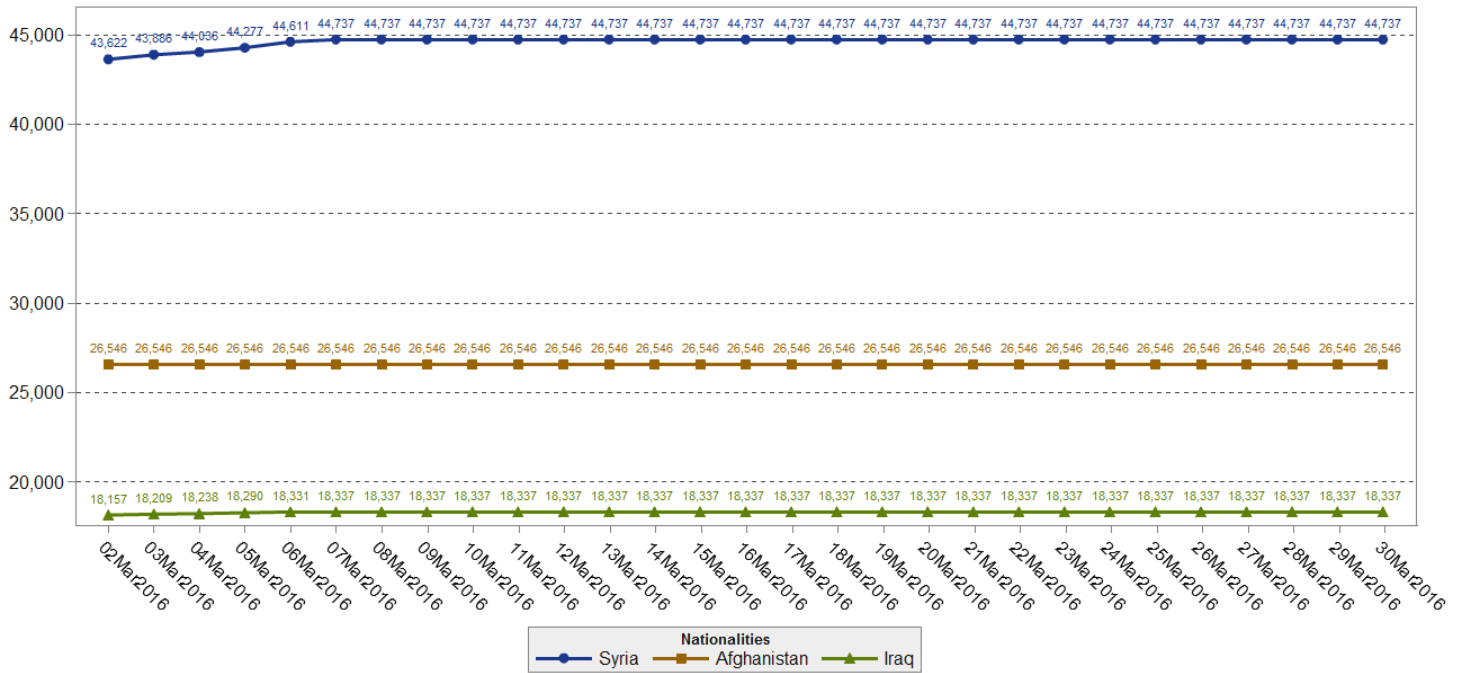
### Demographic information on arrivals in 2016



Arrivals - demographic information, as per registered caseload 01 January 2016 – 30 March 2016		
Demographic group	Number of arrivals	Percentage
Male	35,381	39%
Female	19,617	22%
Accompanied children	34,399	38%
Unaccompanied children	226	0%
<b>Total</b>	<b>89,623</b>	<b>100%</b>



### Cumulative arrivals to FYROM by nationality of origin in 2016



Arrivals by nationality, as per registered caseload 01 January 2016 – 30 March 2016		
Main Nationalities	Number of arrivals	Percentage
Syria	44,737	50%
Afghanistan	26,546	30%
Iraq	18,337	20%
Other nationalities	3	0%
<b>Tot. All nationalities</b>	<b>89,623</b>	<b>100.0%</b>

## 8. Serbia

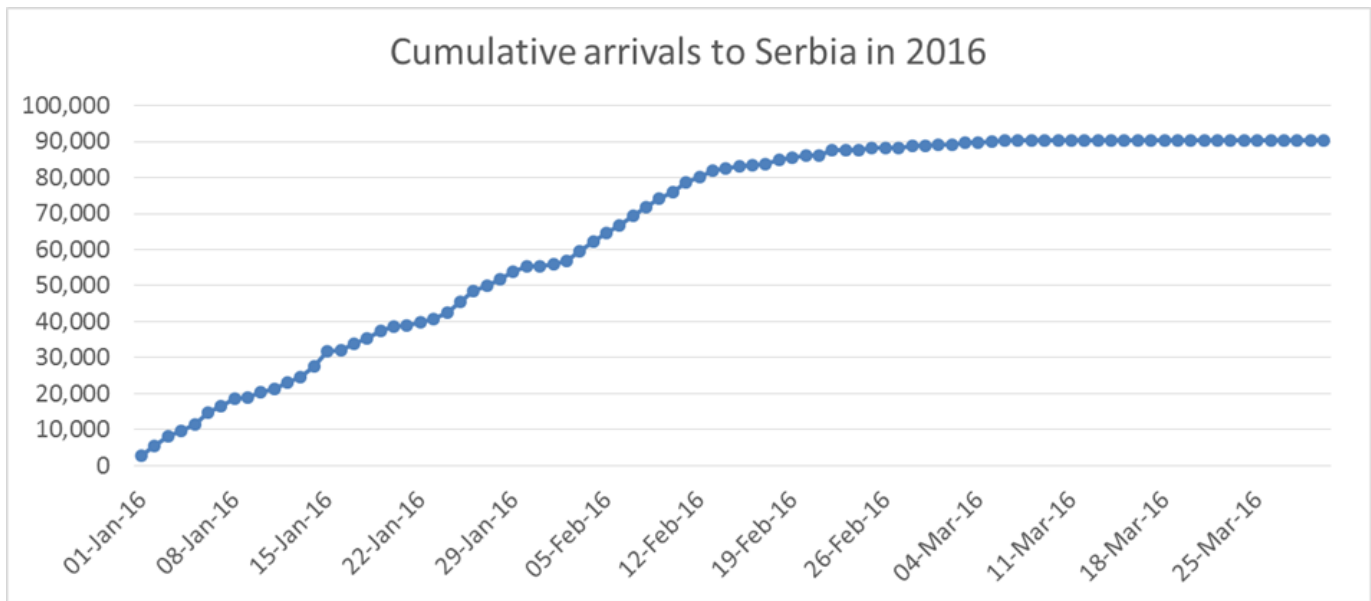


### Key Findings and Advanced Notifications

**30 March** - Over the period from 07 March –30 March 2016 **no migrants and refugees were registered arriving in Preševo area—Serbia**. The total number of migrants that have entered the country since the start of the year is 90,195.

However, arrivals to Hungary represent unregistered movements through Serbia, as confirmed by local sources. These movements are at least of **2,000** people of mostly migrants and refugees from Pakistan, Bangladesh and Afghanistan. Further information will be provided in the report of next week.

### Cumulative arrivals by reporting date in Serbia



### Accommodation Facilities

Name of Accommodation Facility	Capacity	Currently Accommodating	Nationalities
Permanent Asylum Center in Preševo	1,050	590	Syrians, Iraqi and Afghans
Šid (Center, Principovac, Adasevci)	1,100	340	Syrians, Iraqi and Afghans
Dimitrovgrad	40	0	N/A
Krnjaca	500	65	N/A
Banja Koviljaca	100	59	N/A
Sjenica	250	25	N/A
Tutin	150	3	N/A
Bogovadja	200	0	N/A



## Transit Reception Center in Preševo

With total capacity for **1,050** migrants and refugees, the center in Preševo operates as one-stop transit/reception center and a permanent asylum center; currently **590** migrants and refugees are accommodated there. The main nationalities present at the center are Syrians, Afghanis and Iraqis. It is located near the border with fYROM and run by the Serbian Government's Working Group for Mixed Migration Flows. Services such as medical assistance and legal counseling are provided largely by NGOs who are operating there. Together with IOM, who is focusing on information sharing activities and AVRR counseling. Migrants and refugees appointed community leaders/representatives from each nationality to coordinate needed assistance and to communicate with the camp management officials. Prior to Preševo Center, a pre-reception transit entry point **Miratovac** was established on the border with fYROM with the capacity for **300-500 people**.

Until March 7, when last arrivals to Serbia have been reported, **Miratovac** was **the main entry point** for migrants and refugees arriving **from fYROM**. From there, migrants and refugees walked or were transported by minivans/buses to the Preševo Transit Reception Center.

## Center for Asylum Seekers Dimitrovgrad

The center in Dimitrovgrad is located on the border between Serbia and Bulgaria. It has a capacity of 40, and currently there are no migrants and refugees accommodated there. **Dimitrovgrad** is also **the main entry points** for migrants and refugees coming **from Bulgaria**.

## Transit Reception Center – Šid

Accommodation facilities in Šid are divided on three locations – Šid Center, Adaševci and Principovac. Total capacity of all three premises is around **1,100** and is currently accommodating 340. The main nationalities are Syrians, Afghans and Iraqis. Serbian Commissariat for Refugees and Migration is in charge of the Center, and daily activities are coordinated with number of NGOs who are providing necessary assistance. IOM has a presence there, mostly regarding information sharing activities and AVRR counseling.

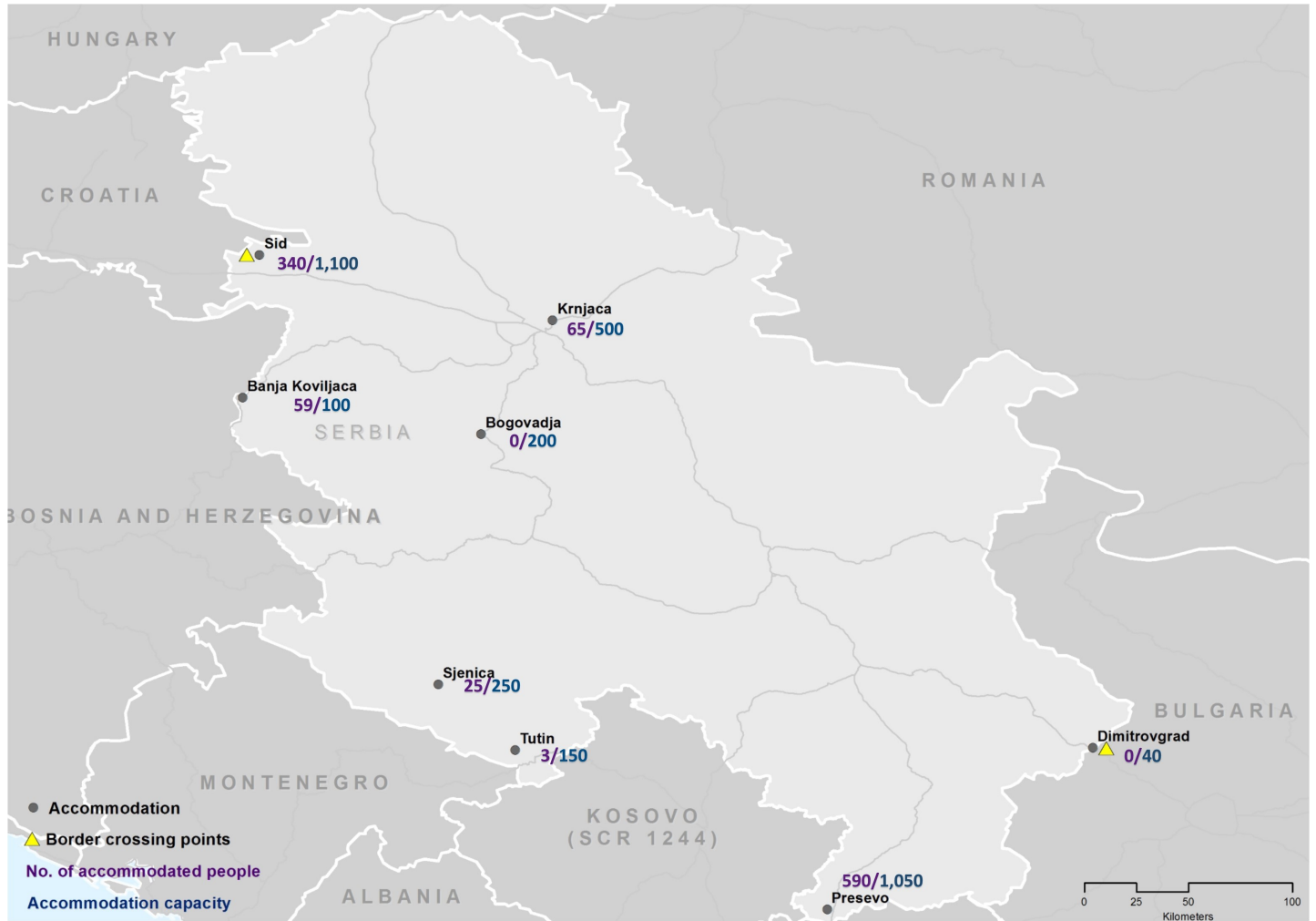
Prior to changes in border regimes (beginning of March), migrants and refugees from Preševo and Dimitrovgrad were arriving to **Šid** as this was **the main exit point toward Croatia**. However, some of the migrants and refugees were stopping in Belgrade which was the middle transit point.

## Permanent Centers

There are five permanent centers for asylum seekers in **Krnjača, Banja Koviljača, Sjenica, Tutin** and **Bogovađa**. All centers are run by Commissariat for Refugees and Migration. As of March 30, total number of **152** migrants and refugees were accommodated in these facilities.



### Accommodation Facilities and Border Crossing Points





## 9. Hungary

### Key Findings and Advanced Notifications

From 01 January 2016 to 30 March 2016, a total of **6,270** migrants and refugees were registered arriving in Hungary. Due to the barbed-wire fence in place along the Serbian and Croatian borders, there have been reduced numbers of arrivals since 17 October 2015. However, during the months of February and March there has been a steady increase in all registered arrivals through the border with Serbia. From 24 March to 30 March 2016, **1,016** new arrivals were registered by the authorities, **slightly up from 672 last week and from 638 two weeks ago.**

The most common nationalities in descending order are: Afghans, Pakistanis, and Iranians.

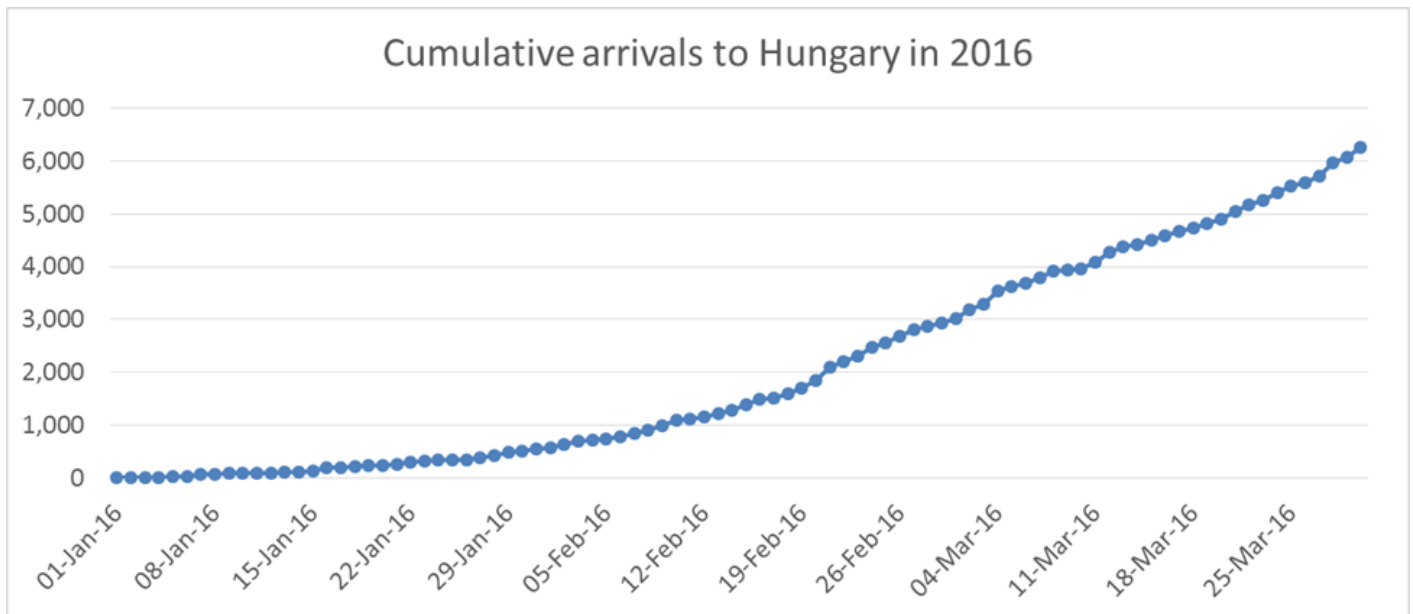
### Known entry points

The border in Hungary has been officially closed since September 2015 with the completion of the fence. The migrants can cross the border only through the official crossing transit points of Tompa and Roszke on the border with Serbia. In February and March the number of migrants and refugees crossing the border through these two transit points has increased steadily to an average of 100 a day, compared to the months of September– January when no more than 5-10 daily arrivals were reported.

Apart from occasional arrivals through Romania, there are no indicators that the route could have changed following the official closure of the Western Balkans route.

*Known entry points:* Serbian border-**Röszke and Tompa**

### Cumulative arrivals by reporting date in Hungary





## Accommodation Facilities

### BICSKE RECEPTION FACILITY

The Bicske facility is run and managed by the Hungarian Office of Immigration and Nationality. Different NGOs together with social workers are providing services to accommodated migrants and refugees. The facility is an open reception center for accommodating men, women and families. According to IOM staff, 700 migrants and refugees are currently accommodated in the Bicske facility. IOM staff visits the facility every week as part of ongoing EWIS and AVRR projects. Prior to becoming a reception facility, the premises in Bicske were used as integration facility for migrants and refugees who were granted the status in Hungary.

### VAMOSSZABDI RECEPTION CENTER

The center is run and managed by the Hungarian Office of Immigration and Nationalities. Vamosszabdi is an open center in which several NGOs are present mostly focusing on community building activities organized in cooperation with present social workers. The facility accommodates families, together with single female and male migrants and refugees. IOM visits the facility on a monthly basis as part of the EWIS and AVRR projects.

### NAGYFA RECEPTION CENTER

The facility in Nagyfa is an open center which accommodates only single male migrants and refugees. The facility is run and managed by the Hungarian Office of Immigration and Nationality. IOM is the only organization present through the EWIS project focusing mainly on conducting surveys with the migrants and refugees. Also, IOM presence in this facility is related to AVRR project. This center is a temporary accommodation facility where migrants and refugees are accommodated in containers.

Apart from above listed reception centers, there are also four Detention Centers located in Nagyfa, Nyirbator, Kiskunhalas and Győr that are run by the Hungarian police.

NUMBER OF ACCOMMODATED MIGRANTS (as of March 24)		
Location	Capacity	Currently Accommodated*
Bicske Reception Center	N/A	700
Vamosszabadi Reception Center	N/A	400
Nagyfa Reception Center	N/A	150
total	N/A	1250

\* estimations made by IOM





### Accommodation Facilities and Border Crossing Points



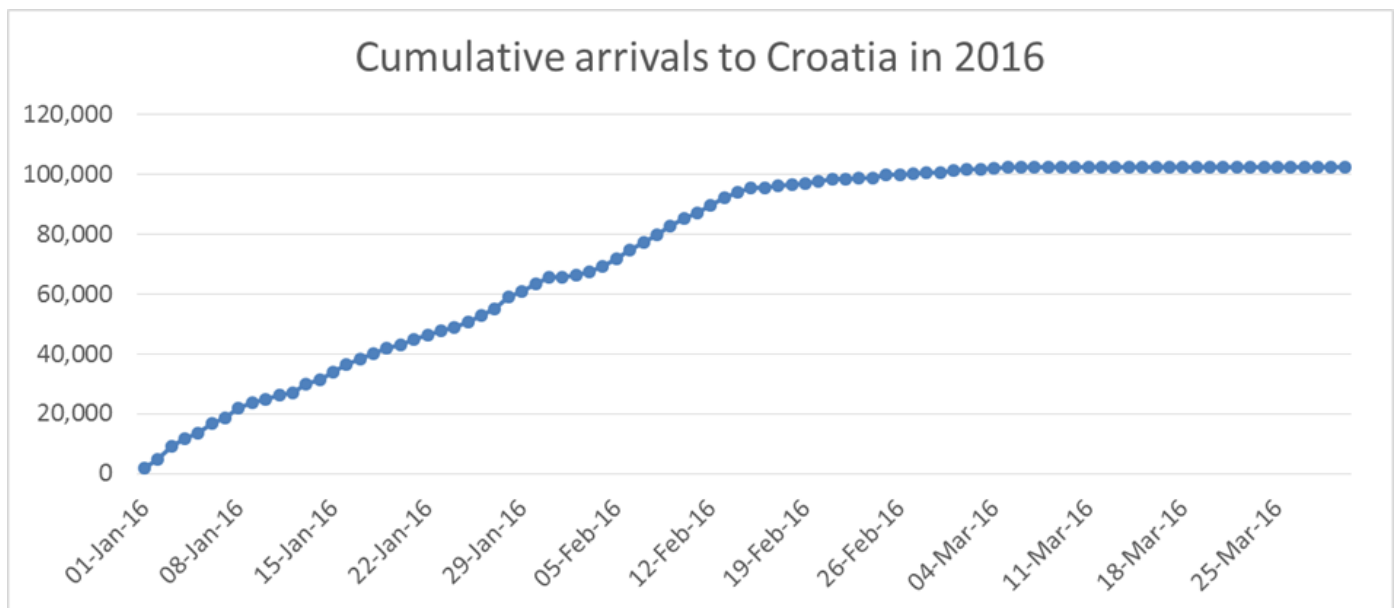
## 10. Croatia



### Key Findings and Advanced Notifications

From 11 March to 30 March 2016 no migrants and refugees were registered arriving in Croatia, The total number of migrants and refugees that have been registered since the start of 2016 is **102,275**.

### Cumulative arrivals by reporting date in Croatia



### Accommodation Facilities

Name of Accommodation Facility	Capacity	Currently Accommodating	Nationalities
Winter Reception Transit Centre in Slavonski Brod	5000	192	N/A
Hotel Porin (Zagreb) – Reception Centre for Asylum Seekers	600-700	N/A	N/A
Reception Centre for Asylum Seekers (Kutina)	100	N/A	N/A
Detention Centre for Foreigners (Ježevo)	100 (+20)	N/A	N/A
Under construction			
Transit Centre in Trilj	App. 60	N/A	N/A
Transit Centre in Tovarnik	App. 60	N/A	N/A



## Winter Reception Transit Centre in Slavonski Brod (WRTC SB)

**WRTC SB** has been built for registration purposes and short term accommodation of migrants and refugees from the beginning of November 2015. Currently there are **157 (March 30)** migrants and refugees accommodated there. The center is run by the Camp Headquarters presided over by Ministry of Interior. Camp maintenance and coordination of infrastructure is under the authority of National Protection and Rescue Directorate (NPRD). All other major undertakings are conducted by the Croatian Army. Initially, the setting was divided into six different sectors in which 5000 migrants and refugees can be accommodated.

Each sector has air-heated tents (for approximately 1000, max 2000 migrants), separate housing containers for vulnerable groups, heated personal hygiene facilities with warm water (separate showers for women and men, toilets, washing rooms) and phone charging stations. Medical assistance, playground for kids and special mother-baby areas are available in every sector. Due to cost cutting, two sectors were disassembled in the last two months, but all services are available in the remaining four.

IOM has a permanent presence in this camp focusing mainly on NFI/emergency Shelter activities, DTM flow monitoring and info-desk activities (communication with migrants, translation/interpretation capacity, community activities). Apart from IOM, around 18 other organizations are currently present in the camp providing different services to migrants and refugees.

Since the opening of the **WRTC SB** in early November 2015, until March 5 when last arrivals are reported by the Croatian MOI, the center was **the main transit point** for migrants and refugees passing through Croatia. As of March 5, a total of **347 152** migrants were accommodated in this center. Migrants and refugees were transported by train from **Šid/Tovarnik**, which was **the main entry point** from Serbia to Croatia. Upon their arrival to the WRTC SB migrants and refugees were registered and provided with humanitarian and medical assistance. After the procedure, migrants and refugees were boarded on trains which took them to **Dobova**, **the main exit point toward Slovenia**. The transportation and all services were free of charge.

## Reception Centre for Asylum Seekers – Hotel Porin in Zagreb and Kutina

The Centers are solid structures part of the permanent reception system in Croatia. Joint capacity of both Centers is around **700-800**, namely **600-700 in Hotel Porin and 100 in Kutina**. The latter is meant for vulnerable groups. The Ministry of Interior regulates and operates these facility. Apart from them, The Croatian Red Cross keeps permanent staff to cater for the asylum seekers needs with other NGOs who provide support in activities such as IT courses, Croatian language courses, creative workshops, etc. IOM has no presence in these centers.

## Detention Center for Foreigners Ježevo

Detention Center in Ježevo is a closed facility with permanent solid-built structure. The center is run by the Ministry of Interior. Apart from them, health and social welfare personnel are entitled to provide necessary services to migrants, however health care is not provided around the clock but only 2 hours a day on average. External monitoring of the center is done by different NGOs. IOM is not present in this facility.



### Accommodation Facilities and Border Crossing Points



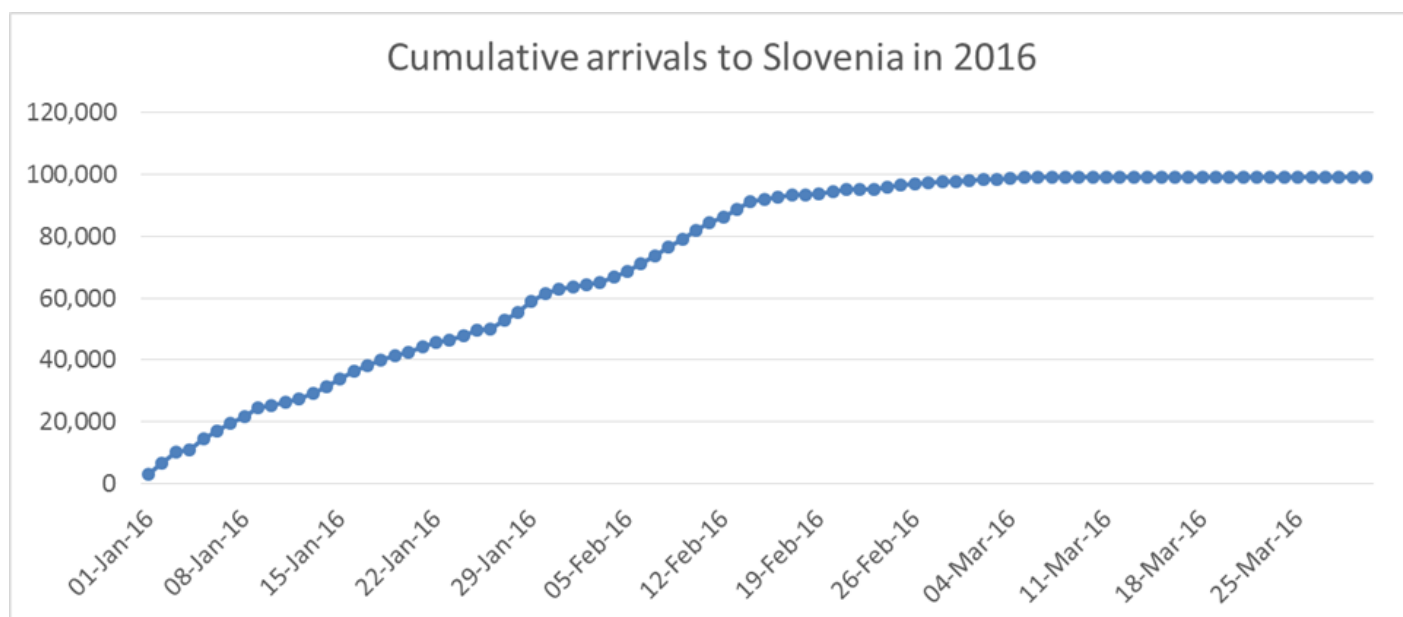
## 11. Slovenia



### Key Findings and Advanced Notifications

30 March– Since the start 2016, 99,179 migrants and refugees have been registered entering Slovenia. From 6 March to 30 March 2016, there were no registered arrivals.

### Cumulative arrivals by reporting date in Slovenia



### Accommodation Facilities (as of 31 March)

Name of Accommodation Facility	Capacity	Currently Accommodating	Nationalities
Asylum Center Ljubljana Vič	200	208	Syrians, Afghans, Iraqis and Iranians.
Department AC Kotnikova	90	71	Syrians, Afghans, Iraqis and Iranians.
Department AC Logatec	200	42	Syrians, Afghans, Iraqis and Iranians.
Aliens Centre Postojna	340	45	Syrians, Afghans, Iraqis and Iranians.
Aliens Centre Department Vrhnika	900	0	Syrians, Afghans, Iraqis and Iranians.
<b>TOTAL</b>	<b>1,730</b>	<b>377</b>	
<b>Under Construction</b>			
Aliens Centre in Črni Les	200	N/A	N/A



There are five accommodation facilities in Slovenia. Three main Centers are Asylum Home in Ljubljana (which consists of three premises on different locations in Ljubljana), Center for Foreigners –Postojna and Aliens Center Department Vrhnika. The total capacity of the centers is **1,730**, currently, accommodating **377** migrants and refugees. Migrants and refugees who started the procedure for international protection are accommodated in the premises of the Asylum Center in Ljubljana, while the Center for Foreigners-Postojna is the facility for migrants and refugees in return procedure.

### Asylum Centre Ljubljana Vič

Accommodation facility with a full capacity of **200**, currently accommodating **208** migrants and refugees. It is composed of 6 premises: for families, single men, unaccompanied minors, single women, persons with special needs and one for people with restrained movement. The facility is run by the Ministry of Interior. The main nationalities accommodated there are Syrians, Afghans, Iraqi and Iranians. The migrants and refugees accommodated there have access to Slovenian language classes, sport activities, creative workshops for children and adults etc. There are also psychosocial activities implemented by Department of asylum and different NGOs. Legal counselling is offered by a specialized NGO, PIC – Legal-information Centre.

### Department AC Kotnikova

Asylum Center Department at Kotnikova has a capacity of **90**. As of March 30, **71** migrants and refugees are accommodated there, mainly Syrian, Afghan, Iraqi and Iranian nationals.

### Department AC Logatec

Accommodation facility with a full capacity of **200**, currently accommodating **42** migrants and refugees. The facility is intended to accommodate families. Main nationalities accommodated are Syrians, Afghans, Iraqis and Iranians.

### Aliens Center Postojna

The accommodation facility was in the past army barracks. The full capacity of the facility is of **340**, currently accommodating **45** persons in return procedures. The main nationalities are Syrians, Afghans, Iraqis and Iranians. Migrants here do not have free movement, it is only granted in exceptional cases.

### Aliens Center Department Vrhnika

The accommodation facility has a full capacity of **900**, with no migrants and refugees currently accommodated there. The facility is destined for persons in return procedures. The main nationalities are Syrians, Afghans, Iraqis and Iranians. Food services are provided by NGOs as well as the Slovenian army. IOM offers psychosocial support through a psychologist, a social worker and Arabic interpreter. Due to the decrease in numbers of accommodated persons, the organizations present are downsizing their activity. Migrants are free to exit the center for in-country travel, however they have to inform the police about their itinerary.

### Temporary transit camps

Until the beginning of March and the closure of the Western Balkan route, three more camps were operational in Slovenia, located around main entry and exit points. The camp in **Dobova**, the **main entry point**, served for accommodating migrants and refugees who were arriving from Croatia. Two other camps were located next to **main exit** points toward Austria-**Jesenice and Sentilj**.



### Accommodation Facilities and Border Crossing Points



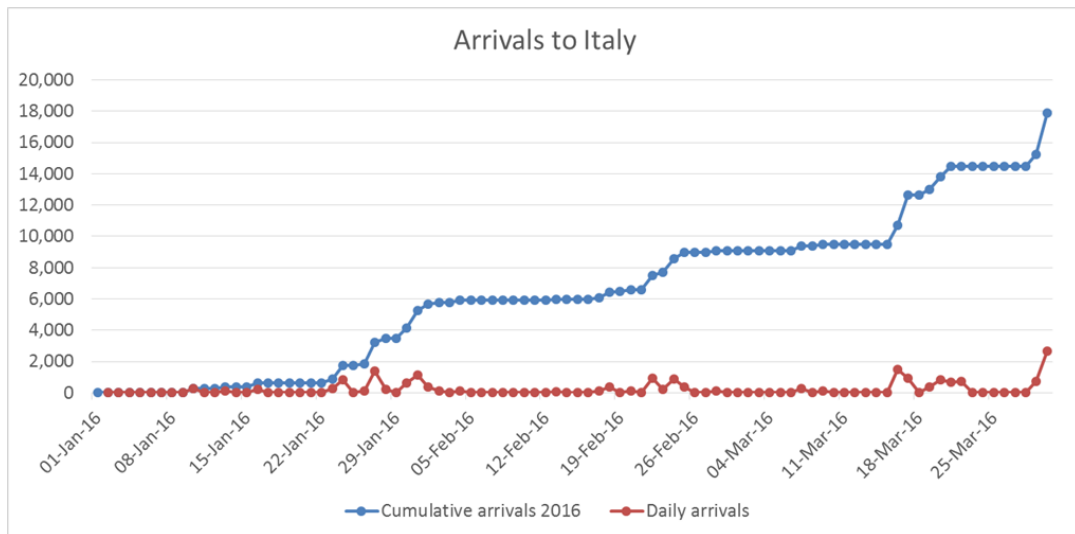


## 12. Italy

### Key Findings and Advanced Notifications

From 01 January 2016 to 30 March 2016, an estimated 17,910 migrants and refugees were registered arriving in Italy. These figures are reached by adding numbers circulated by the Ministry of Interior, which go up to 29 February 2016, to numbers of arrivals from 1 March 2016 onwards, which are estimated by IOM staff in the landing areas. At the end of each month, IOM data is adjusted according to the official figures provided by Italy's Ministry of Interior. From 24 to 30 March 2016, IOM staff in the landing areas estimated that 3,421 arrived, which is a slight decrease from the previous week's arrivals of 3,765 but still a significant increase from 1,508 arrivals two weeks ago.

### Cumulative arrivals by reporting date in Italy



### Known entry and exit points

**Known entry points:** In the Channel of Sicily migrants are usually rescued in international waters and brought to the ports of Lampedusa, Sicily (Catania, Augusta, Pozzallo, Porto Empedocle, Trapani, Messina, Palermo) Calabria (Crotone, Reggio Calabria, Vibo, and others) or Apulia (mainly Taranto). Sometimes migrants are also brought to Sardinia (Cagliari), or Campania (Salerno).

**Known exit points:** Exit points are irregular and therefore little is known about them. IOM Italy estimates that most Syrians and Eritreans and many Sudanese tend to move on to other European countries within 24-48 hours after reaching Italy, while most Sub-Saharan Africans remain in Italy.



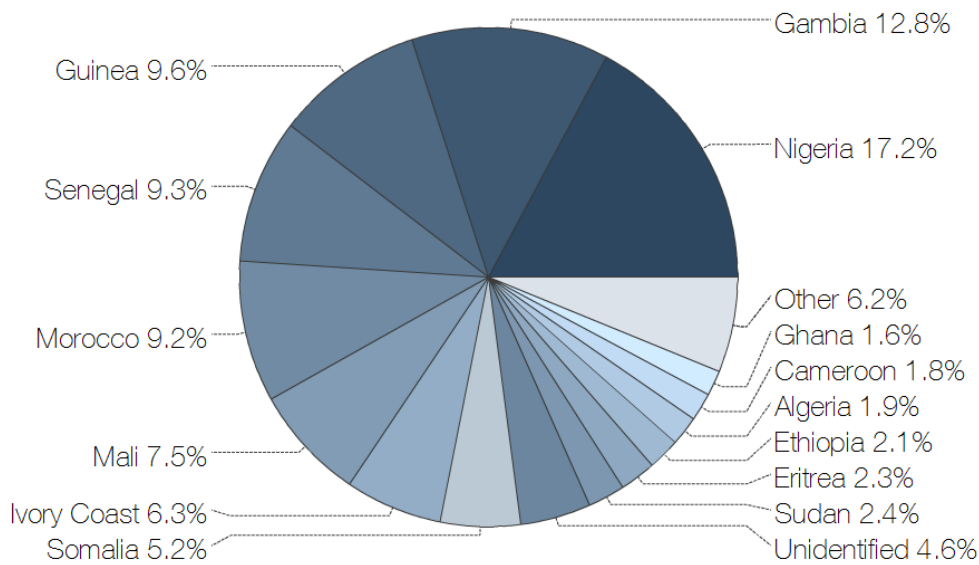




**Relocations:** 08 March – March 30, **1,100 individuals** have been relocated – **519 from Italy** ((135 to Finland, 137 to France, 39 to Sweden, 18 to Spain, 20 to Germany, 24 to Belgium, 81 to Portugal, 50 to the Netherlands and 15 to Malta). However, the target set by European Commission for the upcoming months is to complete 6,000 relocations by April 16 and 20,000 by May 16.

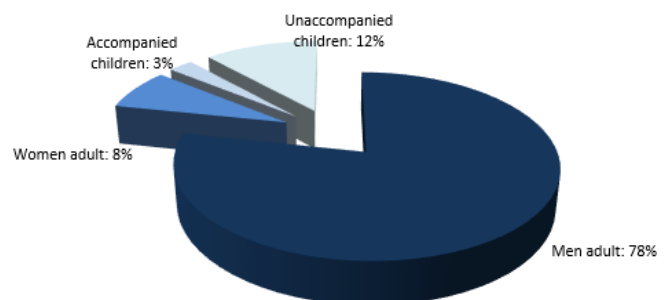
The European Commission has made available an overview of Member States’ support to the EU relocation mechanism. To date, 21 out of the 31 participating countries have promised to make places available, namely Belgium (30), Bulgaria (1,302), Cyprus (30), Czech Republic (30), Estonia (31), Finland (270), France (1,300), Germany (40), Ireland (50), Latvia (481), Lithuania (100), Luxembourg (150), Malta (131), the Netherlands (200), Poland (100), Portugal (1,642), Romania (515), Spain (200), Sweden (300), Liechtenstein (43) and Switzerland (30), with an overall number of only 6,975 places. You can find the overview [here](#)

**Distribution of arrivals to Italy by nationality of origin (from 1 Jan to 29 Feb 2016)**

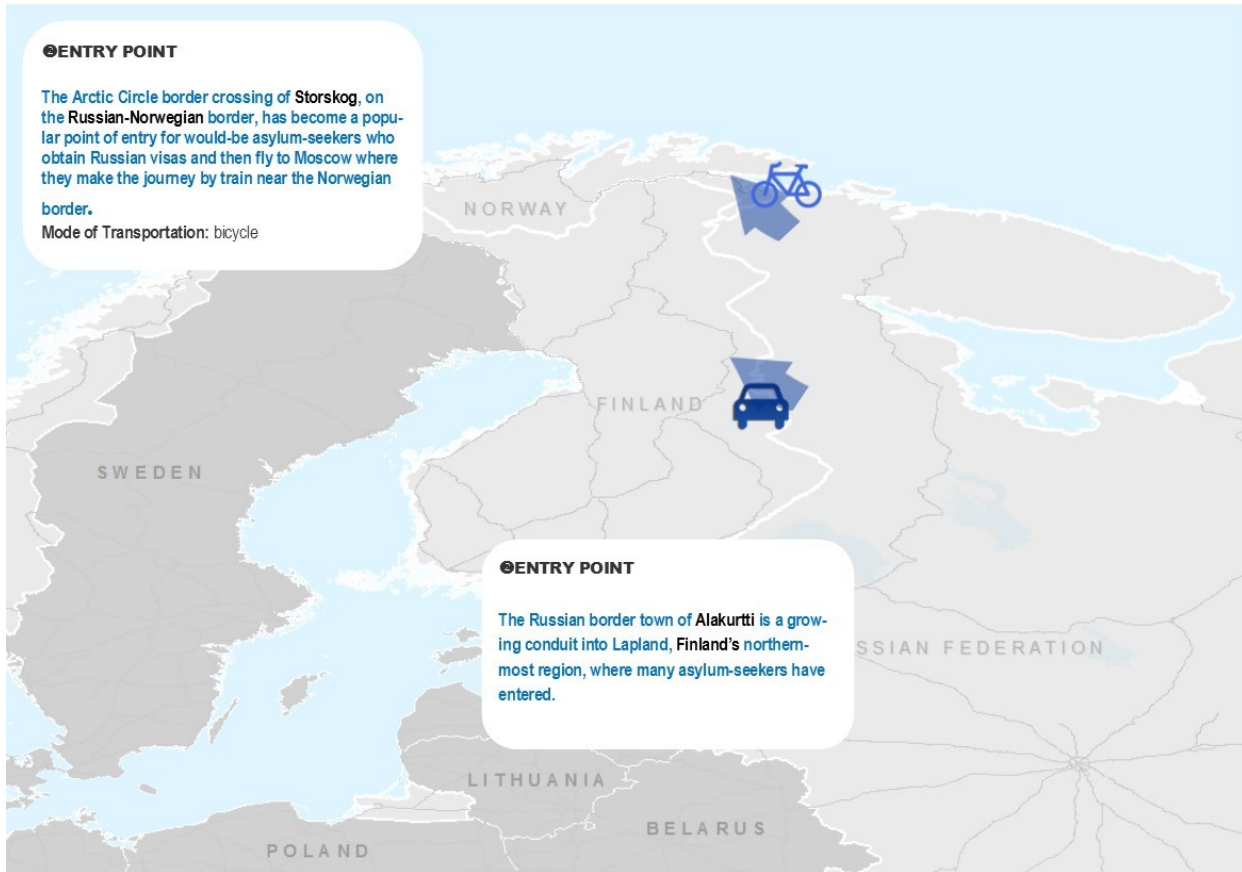


**Demographic information for arrivals in Italy (from 1 Jan to 29 Feb 2016)**

Demographic information	Arrivals	Percentage	Percentage
Men adult	5,742	78%	86%
Women adult	551	8%	
Accompanied children	184	3%	14%
Unaccompanied children	858	12%	
Total	3,528	100%	100%



## 13. The Northern Route



### Norway

During 2015, the flows of migrants arriving in Norway have significantly increased in comparison with the previous years, in particular during the course of the summer. The flows started decreasing at the end of November 2014 following various policy and border control measures taken by Norway and Russia. Read full official immigration report [here](#).

03 February—In a meeting in Moscow on Wednesday, Russia agreed to take between 200-300 people whose asylum applications were rejected by Norway and said the returns can only happen by plane to Moscow. Moscow had previously agreed to take as many as 700 rejected migrants and refugees but said on Wednesday it would only accept those who hold multi-entrance visas and legal residence, Thor Arne Aass from the Norwegian Justice Ministry told NTB. The meeting thus left the fate of 4,800 of the 5,500 people who came to Norway via the Arctic border crossing station Storskog last year uncertain. Aass said that around half of the group of 700 migrants have already left Norway. Some 250 were returned to Russia, while an undisclosed amount were sent to their home countries. Additionally, the Norwegian delegation was informed that the Russian authorities were investigating reports that a former diplomat in the Russian Foreign Ministry is behind five different companies that issued false work permits to around 1,000 Syrians. Read full article [here](#).

**Numbers:** 31,145 people applied for asylum in Norway in 2015. Source [here](#). In January 2016, Norway received applications for asylum from 389 people out of which 75 were Syrians, 34 Iraqis and 28, Eritreans. Source [here](#).

**Known entry points:** The Arctic Circle border crossing of Storskog, on the Russian-Norwegian border, has become a popular point of entry for would-be migrants and refugees who obtain Russian visas and then fly to Moscow where they make the journey by train near the Norwegian border, crossing by bicycle. Source [here](#).



## Finland

**Numbers:** “Only 700 migrants and refugees crossed from Russia in 2015, but a recent report by the Finnish Border Guard said that number could swell to more than 7,500 for 2016 at the current rate. According to the same report, nearly half of the arrivals from Russia in 2015 were Afghan citizens, with many living in Russia for months or even years before crossing into Finland. In total, some 32,000 migrants and refugees arrived in Finland in 2015”. Read full article [here](#).

29 February 2016—According to the Finnish Embassy in Moscow, over 1,100 migrants and refugees have crossed into Finland from Russia since the start of 2016, with approximately 20 people crossing per day.

02 March—No returns from Finland to Russia have occurred to date for 2016.

Figures provided by the Finnish Immigration Service (MIGRI). MIGRI stats include all arrivals; currently breakdowns between transit arrivals from other member states and first arrivals through external borders are unavailable.

Top Nationalities Entering Finland—January 2016	Total Number
Afghanistan	270
Iraq	219
India	73
Syria	66
Iran	41
Somalia	33
Bangladesh	29
Cameroon	26
Nigeria	23
Lebanon	22


### *In the press*

29 January—AFP reported “Finland To Follow Sweden In Expelling Nearly 20,000 Migrants”. Read full article [here](#).

01 February—Reuters reported that “Finland plans to test drones along its 833-mile (1,340 km) border with Russia”. Read full article [here](#).

Nationalities of all unaccompanied children entering Finland—January 2016	Total Number
Afghanistan	54
Azerbaijan	3
Eritrea	1
Guinea	1
Guinea-Bissau	1
Indonesia	2
India	2
Iraq	24
Cameroon	1
Stateless	1
Lebanon	5
Morocco	1
Serbia	2
Somalia	1
Syria	10
Turkey	1
Total	110

**Known entry points:** The Russian border town of Alakurtti is a growing conduit into Lapland, Finland’s northernmost region, where many migrants and refugees have entered by car.



## Russia

Of the 5,440 migrants and refugees who entered Norway from Russia in 2015, it remains unknown how many of these came to Russia from their countries of origin in the last year, and how many had previously entered Russia by plane with tourist, business, or transit visas. To date, establishing a mechanism to distinguish these groups has proved challenging. According to data IOM Moscow was able to collect from various experts and sources, in 2015 there were an estimated 12,000 Syrians in Russia. Of these, approximately 5,000 are considered members of the diaspora who have been legally residing in Russia for some time and have business interests in the country.

The below tables are official figures provided by the Russian government entity responsible for migration, the Russian Federal Migration Service (RFMS). As of 04 February 2016, Russia had registered the following numbers of Afghans, Syrians, Iraqis, and Pakistanis with a temporary legal status in Russia (work or tourist visas). Information on when these migrants and refugees first entered Russia was not available at time of writing. Previous reports of an estimated 12,000 Syrians living in Russia included both these temporary migrants and refugees, as well as those who have lived long enough in Russia to obtain citizenship:

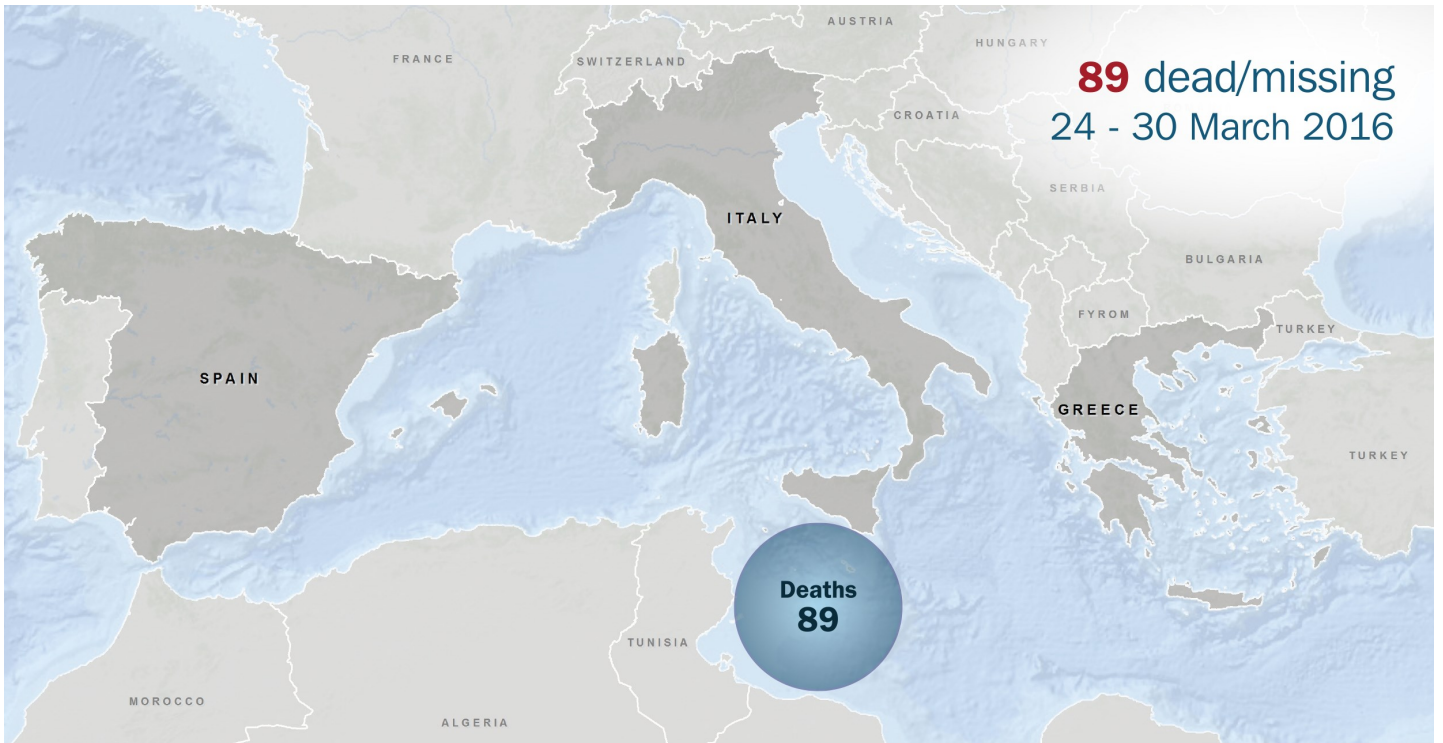
- 7,958 Afghan nationals
- 7,096 Syrian nationals
- 4,960 Iraqi nationals

Asylum Applications by Nationality 2015 as of 31 December 2015	Applied	Granted
Afghanistan	360	15
Syria	337	0
Iraq	17	0
Pakistan	8	0

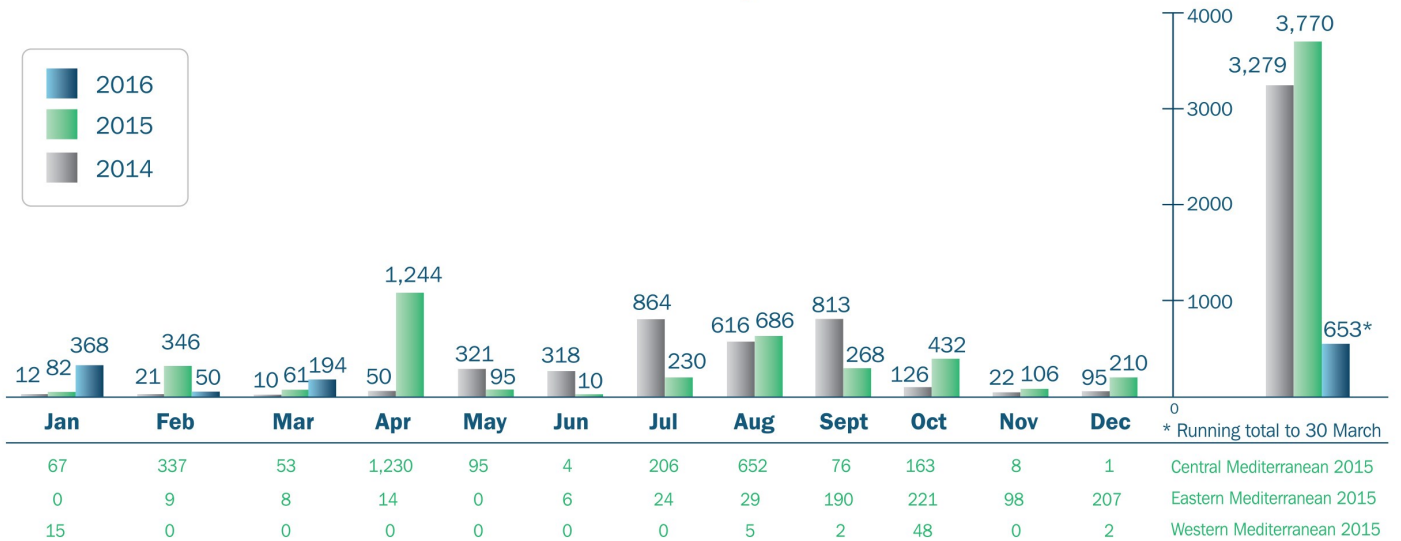
Temporary Asylum Applications by Nationality for 2015	Applied	Granted
Afghanistan	553	220
Syria	1,124	695
Iraq	32	5
Pakistan	9	1

Total number of nationalities of interest registered in Russia as of 31 December 2015	With Refugee Status	With Temporary Asylum Status
Afghans	352	572
Syrians	2	1,302
Iraqis	1	0
Pakistan	0	3

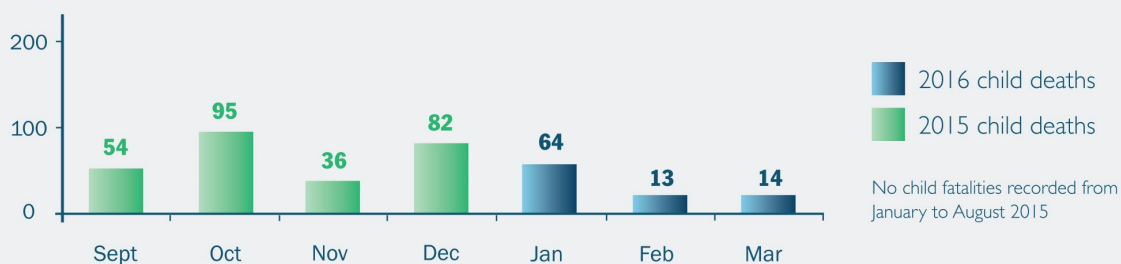
## 14. Missing Migrants: Fatalities and missing persons



### Mediterranean fatalities by month 2014 - 2016



### Child fatalities at sea, Eastern Mediterranean route to Greece



Names and boundaries on map do not imply official endorsement or acceptance by IOM.

## 15. Early Warning Information Sharing Network (EWIS)

Over the course of 2015 the Western Balkans route witnessed a sharp increase in numbers of mixed migration flows, most of which were transiting through Greece, the former Yugoslav Republic of Macedonia (fYROM), Serbia, Hungary, and Croatia. These flows encompass refugees, as well as a wide range of vulnerable migrants, undocumented persons, unaccompanied and separated children, with the majority facing serious protection concerns. With up to 10,000 migrants crossing the border between Greece and fYROM, and between fYROM and Serbia on a daily basis during July and August 2015, it became critical to ensure the real-time provision of information on these flows, in order to ensure that relevant governmental agencies and humanitarian actors within these countries had adequate responses in place to address the basic needs of migrants.

To this end, IOM established an informal network between IOM's field staff and relevant national authorities, through which the Organization has been able to provide basic information concerning the flows to those actors awaiting migrants at the next entry/transit/exit point along the route (example below).

Sent: 08:52 18/02/2016

Today 1,379 migrants  
expected to arrive in Athens  
between 06:15 and 09:40

The first group is expected on GR/  
MK border after 19:00

### Shared with:

IOM Greece; IOM Serbia; IOM Field Assistants in Kumanovo (fYROM); IOM Western Balkans; fYROM border police.

The Network is able to operate 24/7 thanks to IOM's continuous staff presence in key areas along the route. In addition, important notifications regarding changes in national laws and border policies which could affect the volume of flows is also shared, to allow more long-term response preparation.

The information shared by IOM enables the coordinated management of mixed migration flows by the border police and other relevant national authorities. The Network also assists the targeted delivery of emergency assistance to the maximum number of beneficiaries, avoiding duplications and ensuring cost effectiveness for all humanitarian actors present on the route. Furthermore, the Network serves as an early warning system to monitor possible changes in the routes taken by migrants to cross the Western Balkans, allowing governments and humanitarian actors to react promptly and ensure adequate assistance to those arriving at their borders.

The Early Warning Information Sharing Network was initially launched with the support of the IOM Emergency Fund in August 2015 and included the route from affected Greek islands to fYROM and Serbia. Over subsequent months the Network has positioned IOM as the source of reliable and up to date information, and has proved an indispensable resource to government and humanitarian actors. Its flexible design in the planning phase has allowed it to grow over time to incorporate other key countries such as Hungary and Croatia which became affected in September, and Kosovo (SCR 1244), Montenegro, and Bosnia and Herzegovina which could be affected by the possible changes of routes used by the migrants. This second phase is supported by the Swiss State Secretariat for Migration. This project is managed by IOM in the Western Balkans and feeds into many of DTM's activities, including the collection of data that goes into this report.

## 16. Contingency Countries



### Albania

#### Background

Albania has not been affected by Mediterranean migration flows due to various reasons, including its geographical position. Nevertheless, Albania remains an important “contingency” country which might see an increase in flows if the route changes. The modest figures are not of registered arrivals but rather of apprehensions by the Albanian Border Police of irregular migrants on entry, within the country, and exit. This makes dating the exact entry of arrivals difficult. According to IOM staff, for the time being, there is no evidence that due to changes in border regimes of neighboring countries, a new route through Albania could open.

#### Latest figures

Apprehended irregular migrants are given the possibility of applying for asylum in Albania. The alternative options for apprehended migrants are to leave the territory, or to return voluntarily to their country of nationality. The Albanian Border Police immediately notify IOM when an irregular migrant or group of migrants is detected. As of **March 23**, **148** migrants and refugees were apprehended by the Albanian authorities. The majority of irregular crossing were detected in Kakavia/ Kakavijë border crossing point with Greece. Apart from **20** migrants and refugees who were sent to the Closed Reception Center for Irregular Migrants (in Karec), the rest were returned to Greece by the Albanian police or were asked to voluntarily return to Greece.

30 March 13 migrants and refugees (2 female, 3 male and 8 accompanied minors), all Afghan nationals crossed the Greek-Albanian border. However, they were returned to Greece on the same day.

#### Known entry and exit points:

*Known entry points with Greece by land:* Kapshtica, Tre Urat Sopik, Kakavia or Kakavijë, Rrips, Qafë Botë

*Known entry points with Greece by sea:* Port of Sarandë

*Known entry points with FYROM:* Gorica, Tushemisht, Qafa Thane, Billate

*Known entry points with Kosovo (SCR 1244):* Shishtavec, Orgjost, Morina, Qafë Prush, Qafa e Morines

*Known exit points with Montenegro:* Bashkim, Han i Hotit

*Known exit points with Italy by sea:* Stun Gjin, Porto Palermo, Port of Sarandë

BORDER CROSSINGS TO ALBANIA BY NATIONALITY December 1, 2015 - March 23, 2016	
Moroccans	104
Somali	15
Pakistani	12
Syrian	8
Eritrean	3
Iranians	2
Libyan	2
Nigerian	1
Algerian	1
total	148

## Kosovo (SCR 1244)

### Background

Kosovo (SCR 1244) has not been affected by Mediterranean migration flows due to various reasons, including its geographical position. Nevertheless, Kosovo (SCR 1244) might see an increase in flows if the route changes. The modest figures are not of registered arrivals but rather of apprehensions by the Kosovo (SCR 1244)\* Border Police of irregular migrants on entry, within the country, and exit. This makes dating the exact entry of arrivals difficult.

The flows into the country for the year 2015 were as follows:

3,844 migrants were refused entry at the border of Kosovo (SCR 1244)\*, 881 migrants and refugees were apprehended by the authorities inside Kosovo (SCR 1244), 1,008 fines were issued to irregular migrants and domestic companies for employing migrants without work visas in Kosovo (SCR 1244)\*. Of this number, 875 were fines imposed on domestic companies for transporting and employing migrants without entry and work visas for Kosovo (SCR 1244), 73 related to migrants ordered to leave Kosovo (SCR 1244)\* voluntarily, and 60 related to migrants deported by force.

In addition, 70 people requested asylum in Kosovo (SCR 1244) in 2015. The nationality breakdown of this group was: Syria – 58, Iraq – 6, Palestine – 2, Algeria – 1, Morocco – 1, Albania – 1, Iran – 1. Of these asylum seekers, 56 (82%) were male, and 14 (18%) were female, eight of these asylum seekers were children aged between 0-13, four were children aged between 14-17, 43 were young adults aged between 18-34, and five were aged between 35-64 years old.

### Latest figures

As of 17 February 2016, only seven persons from this caseload were accommodated at the Magure Asylum Center, and only two persons had been granted international protection.

14 persons (Syria – 13, Palestine – 1) entered Kosovo (SCR 1244)\* in January 2016.

### Known potential entry and exit points:

*Known potential entry points with Serbia:* Stublina, Karaqeve, Mucibabe, Merdare, Leposaviq, Zubin Potok,

*Known potential entry points with FYROM:* Hani i Elezit, Stanqiq, Dobellde

*Known potential entry points with Albania:* Vermice-Prizren

*Known potential entry point with Montenegro:* Kulla-Peje





## Montenegro

### Background

Montenegro has not been affected by Mediterranean migration flows due to various reasons, including its geographical position. Nevertheless, Montenegro remains an important “contingency” country which might see an increase in flows if the route changes.

### Latest figures

According to sources, since 01 March there has been one arrival from Turkey to Montenegro.

On 21 March, IOM will assist in the return of 3 Bangladeshi nationals and 1 Algerian

Data is collected from the Asylum Directorate, Border Police, and Asylum Centre. At the end of each working day, the Asylum Directorate provides information on how many new migrants/refugees intended to seek asylum (entered Montenegro), and the Border Police share information regarding how many persons have sought asylum at the border crossings and how many migrants have been apprehended entering irregularly or within the country irregularly. Every morning IOM receives information from the Asylum Centre on the number of migrants and refugees still present in the country.

Arrivals Whole of 2015	
Morocco	26
Syria	20
Pakistan	20
Bangladesh	2
Somalia	4
Iraq, Egypt, Serbia, Ukraine, Nigeria, Cameroon, Palestine, Algeria, Kosovo (SCR 1244)	1
Total	81
Men	76
Women	4
Children (gender breakdown not available)	1

March 2016	
Ukraine	5
Kosovo	1
Bangladesh	3
Turkey	2
Algeria	1
Serbia	1

### Known entry and exit points

There are no formal entry or exit points.



## Bosnia and Herzegovina

### Background

Bosnia & Herzegovina (BIH) has not been affected by Mediterranean migration flows due to various reasons, including its geographical position. The modest figures include both registered arrivals and apprehensions by the BIH Border Police of irregular migrants on entry and exit. Despite the low figures, BIH remains an important “contingency” country which might see an increase in flows if the route changes.

Apprehended irregular migrants are given the possibility of applying for asylum in BIH. The alternative options for apprehended migrants are to leave the territory or to return voluntarily to their country of nationality. The BIH Border Police supply numbers of registered and detected arrivals and exits to the country on a monthly basis.

Whole of 2015		
Nationalities		
Afghanistan	7,091	6,871
Iraq	2,243	1,365
Syria	726	633
Total	9,840	9,089

Last Quarter 2015		
Nationalities		
Afghanistan	804	810
Iraq	448	307
Syria	223	150
Total	1,481	1,261

### Latest figures: regular entries

Jan-16		
Nationalities		
Afghanistan	1	1
Iraq	22	43
Syria	38	35
Total	61	79

### Latest figures: irregular entries

Whole of 2015	
Nationalities	
Afghanistan	4
Iraq	3
Syria	0
Total	7

Last Quarter 2015	
Nationalities	
Afghanistan	0
Iraq	1
Syria	0
Total	1

### Known entry and exit points

*Known entry point by air:* Syrians, Afghans, and Iraqis require a visa for entry in Bosnia and Herzegovina. Therefore, the majority of regular entries to the country are by air to Sarajevo Airport from Istanbul.

*Known entry point by land:* Bijeljina city, on the BIH eastern border.

*Known exit points:* Mainly towards Croatia on the North-West border, no particular area.

## 17. About this report: DTM in the Mediterranean and beyond

IOM's **Displacement Tracking Matrix (DTM)** is a suite of tools and methodologies designed to track and analyse human mobility in different displacement contexts, in a continuous manner.

In order to gather and disseminate information about the migrant populations moving through the Mediterranean, up the Western Balkan Route and through the Northern Route into Europe, in September 2015 DTM established a **Flow Monitoring System**. The Flow Monitoring System includes this weekly flows compilation, which provides an overview of migration flows in countries of first arrival and other countries along the route in Europe, and analysis of trends across the affected region. The data on registered arrivals is collated by IOM through consultations with ministries of interior, coast guards, police forces, and other relevant national authorities.

The system also includes **flow monitoring surveys** to capture additional and more in-depth data on the people on the move, including age, sex, areas of origin, levels of education, key transit points on their route, motives, and intentions. This data has been captured by IOM field staff in Croatia since October 2015, with survey more recently also covering Greece, the former Yugoslav Republic of Macedonia (fYROM), and Slovenia. This data is analysed in the attachment accompanying this report and titled "Analysis - Flow Monitoring Surveys in the Mediterranean and Beyond".

## 18. About the numbers

As mentioned above, the data on registered arrivals in this report is collated by IOM through consultations with ministries of interior, coast guards, police forces, and other relevant national authorities.

As such, the German Ministry of Interior's announcement on 06 January 2016 that arrivals for 2015 had exceeded 1 million for Germany alone is unsurprising. The Ministry explained that the total number of asylum applications filed in 2015 no longer adequately represents the total number of arrivals, due to delays in the asylum application system. Instead, the Ministry referred to the number of arrivals as captured through the EASY-System, which is used to record new entrants upon arrival and determine to which federal state migrants and refugees are referred. According to the EASY-System, the numbers of arrivals in 2015 as published on the BAMF (Ministry for Migration and Asylum) website were, as of January 2016, higher than 1 million for Germany alone. These numbers indicate that there may have been a larger overall number of arrivals to Europe in 2015 than has to date been detected in countries along the route. However, it should be taken into consideration that some people might have already entered Europe in 2014 and then entered Germany in 2015; and that the Ministry and BAMF highlight that there may have been some duplications in the EASY-System.

Numbers of registered arrivals to Greece and Italy have been shown to match the data IOM has available for other countries further along the route. Nevertheless, certain types of arrival are hard to capture by date: for example, some people might have flown directly to Germany on student, tourist, or work visas, and subsequently decided to stay. Others may have travelled to Germany via Russia and northern Europe, or otherwise avoided detection along the Mediterranean and Balkans routes.