

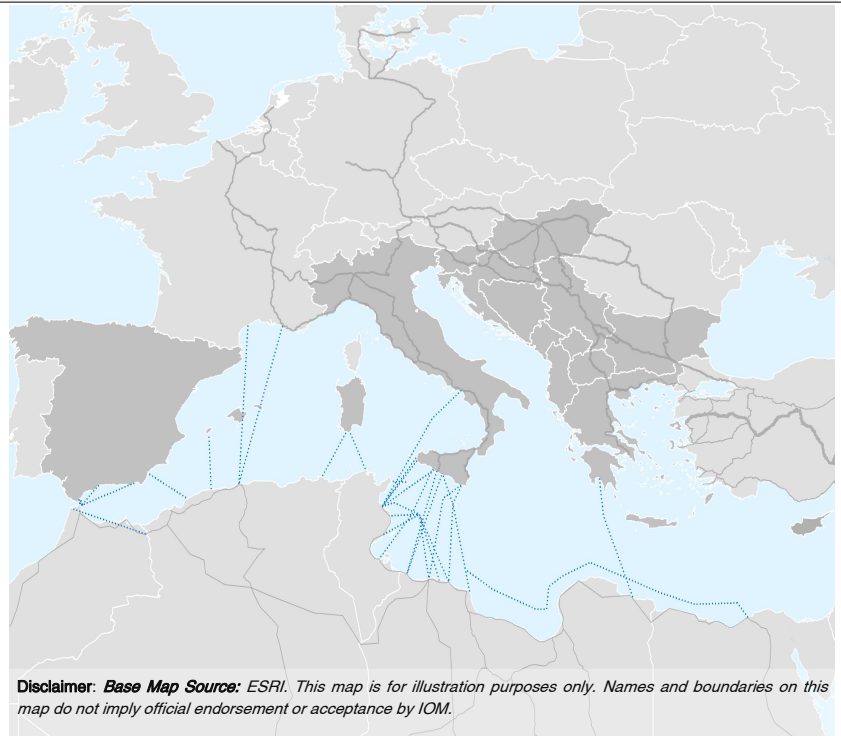
**184,997** TOTAL ARRIVALS TO EUROPE 2016

**180,643** TOTAL ARRIVALS TO EUROPE 2016 BY SEA

**8,039** TOTAL ARRIVALS TO EUROPE 7—20 Apr 2016

## Contents

- [Cumulative arrivals and bi-weekly overview](#)
- [Overview maps](#)
- [Policy Timeline 2015-2016](#)
- [Bulgaria](#)
- [Croatia](#)
- [Cyprus](#)
- [Former Yugoslavian Republic of Macedonia](#)
- [Greece](#)
- [Hungary](#)
- [Italy](#)
- [Serbia](#)
- [Slovenia](#)
- [Spain](#)
- [Turkey](#)
- [The Northern Route](#)
- [The Central Mediterranean Route](#)
- [Fatalities in the Mediterranean & Aegean](#)
- [Early Warning Information Sharing Network](#)
- [Contingency Countries](#)
- [About this report](#)



Visit IOM's interactive map to view data on flows: [migration.iom.int/europe](http://migration.iom.int/europe)

## Highlights

- Over the reporting period (7—20 April) countries of first arrival (Italy, Greece, Cyprus and Bulgaria) saw an average decrease of **30%** in numbers of arrivals compared with the previous period. Greece saw a **56%** increase compared to previous period.
- The total number of migrants and refugees stranded in Greece and in the Western Balkans is **58,720**. For a more detailed look, please see the accommodation pages of [Greece](#), [the Former Yugoslav Republic of Macedonia](#), [Serbia](#), [Croatia](#) and [Slovenia](#).
- On 4 April, first migrants and refugees were readmitted from Greece to Turkey as part of the EU-Turkey Agreement. The majority of migrants and refugees were Pakistani, Bangladeshi, Sri Lankan and Moroccan nationals. See [Turkey](#) section.
- See sections on [Greece](#) and [Italy](#) for updates on the EU's **Relocations Plan**.
- IOM Niger field reports (from 2 April to 16 April) state that there has been a large growth in outgoing migrants especially Libya, some seeking to go further on to Europe through the Central Mediterranean route. Read more on these recent trends in the newly added [Central Mediterranean route section](#). The latest available statistical report from IOM Niger can be found [here](#).
- For numbers of fatalities and missing persons in the Mediterranean and Aegean seas, go to [page 42](#).
- Information about “contingency countries”, Albania, Kosovo (SCR 1244)\*, Montenegro, and Bosnia and Herzegovina, is on [page 44](#).
- For information on this report, including details on the sources of this report's data and tallying methodologies used, please see [page 48](#).

\*References to Kosovo should be understood in the context of the United Nations Security Council resolution 1244 (1999)


### INTERNATIONAL ORGANIZATION FOR MIGRATION

#### CONTACTS

Media [mediahq@iom.int](mailto:mediahq@iom.int)  
 Displacement Tracking Matrix [dtmsupport@iom.int](mailto:dtmsupport@iom.int)  
[migration.iom.int](http://migration.iom.int) [@IOM\\_News](https://twitter.com/IOM_News)  
 +41.22.7179.271



IOM Information Gathering activities are supported by:

 Schweizerische Eidgenossenschaft  
 Confédération suisse  
 Confederazione Svizzera  
 Confederaziun svizra

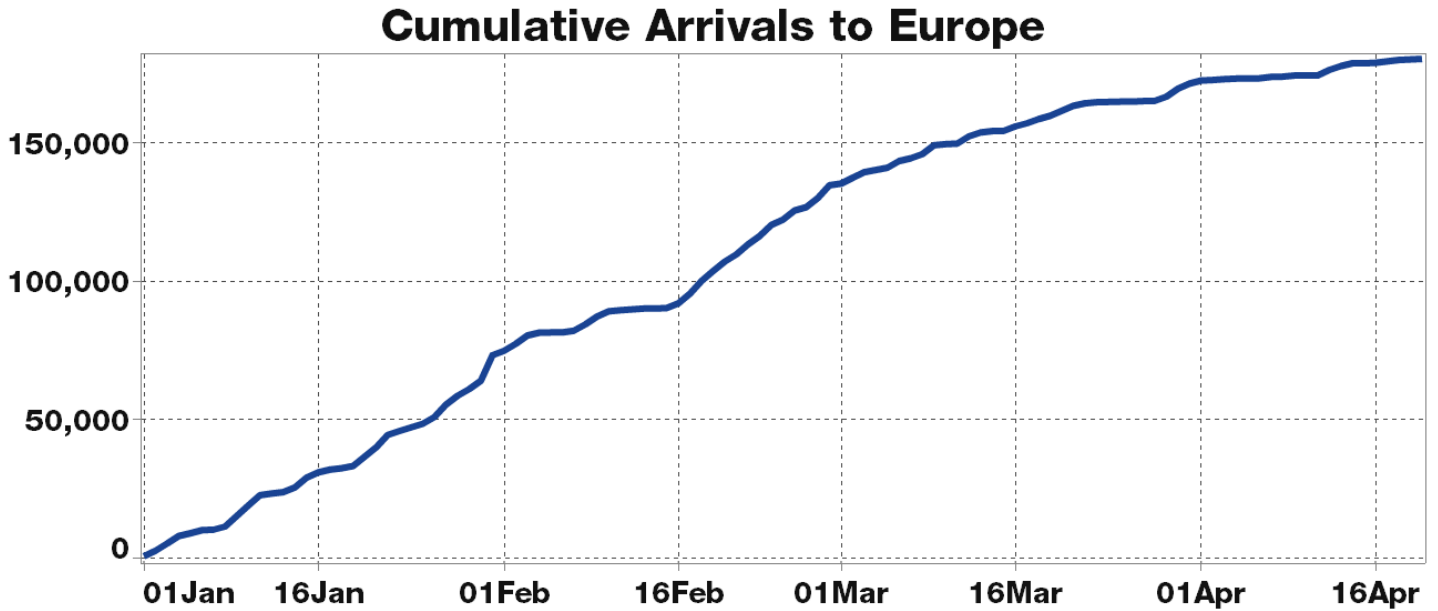
State Secretariat for Migration SEM



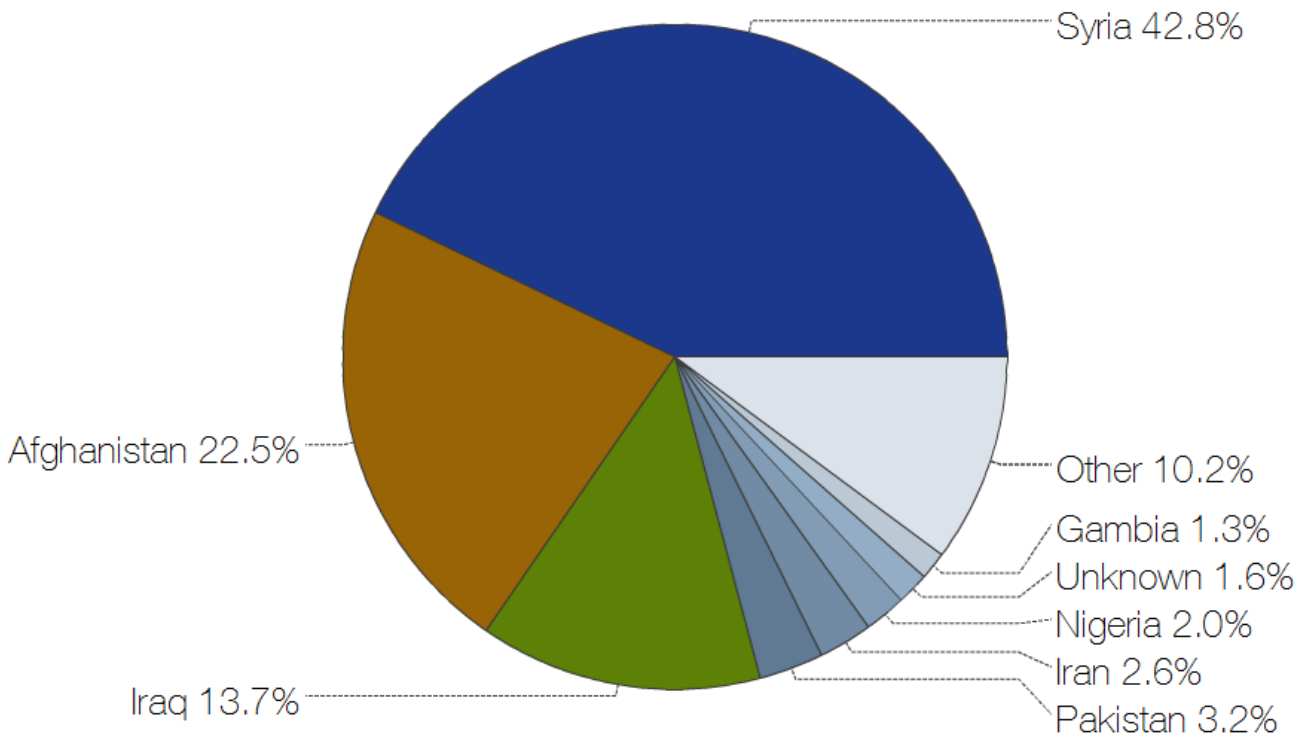
**UKaid**  
 from the British people

## 1. Cumulative arrivals and bi-weekly overview

Aggregate cumulative arrivals to Europe

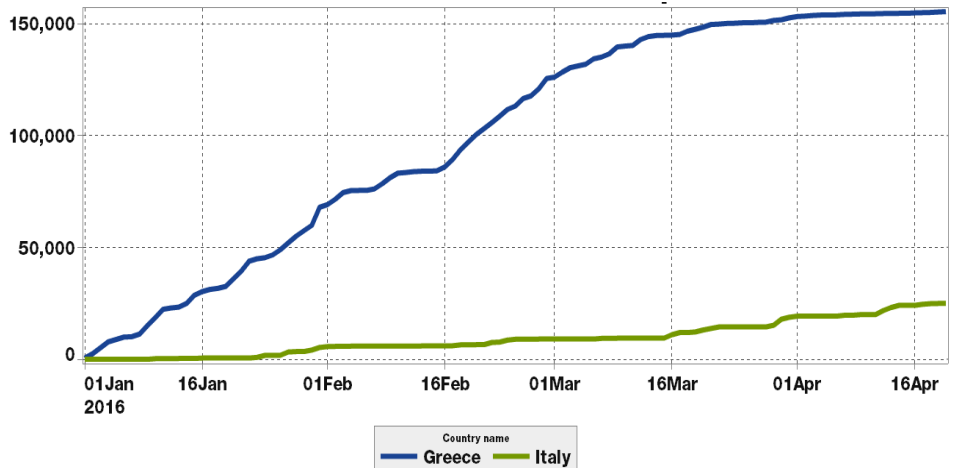


Nationalities of aggregate cumulative arrivals to Europe (up to 31 March 2016)



### Cumulative arrivals by reporting date grouped by country (countries of first arrival)

Countryname ▲	Greece	Italy
Report Date ▲	Cumulative arrivals 2016	Cumulative arrivals 2016
07Apr2016	154,146	19,636
08Apr2016	154,262	19,636
09Apr2016	154,321	19,930
10Apr2016	154,321	19,930
11Apr2016	154,401	19,930
12Apr2016	154,499	21,793
13Apr2016	154,527	23,170
14Apr2016	154,633	24,084
15Apr2016	154,633	24,441
16Apr2016	154,788	24,441
17Apr2016	154,874	24,938
18Apr2016	155,003	25,260
19Apr2016	155,200	25,325
20Apr2016	155,392	25,325

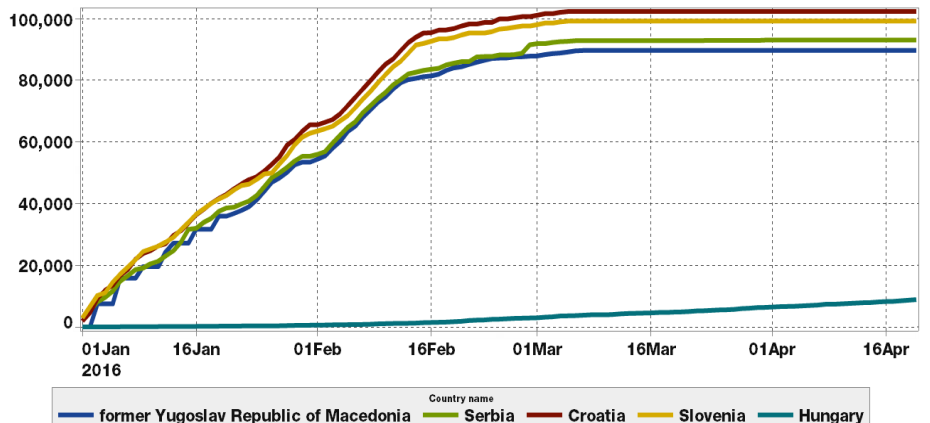


Month	Average arrivals per day to Italy	Average arrivals per day to Greece
January	176	2,056
February	132	2,117
March	312	(before agreement, 1st to 8th ): 1,375 (after agreement, 9th to 30th): 701
April	327	139

Note: Spain and Bulgaria data are not available on a daily basis

Countryname ▲	Hungary
Report Date ▲	Cumulative arrivals 2016
07Apr2016	7,102
08Apr2016	7,331
09Apr2016	7,348
10Apr2016	7,513
11Apr2016	7,614
12Apr2016	7,767
13Apr2016	7,849
14Apr2016	7,951
15Apr2016	8,119
16Apr2016	8,263
17Apr2016	8,342
18Apr2016	8,516
19Apr2016	8,690
20Apr2016	8,896

### Cumulative arrivals by reporting date grouped by country (other countries in the route)



Note: There was no change in the figures for other countries in the route for the reporting period

## Weekly trends

There was an increase of **41%** in total arrivals to countries of first arrival (Greece, Italy, Bulgaria) for the period of 07 April to 13 April 2016, compared to the week before. On the period from Apr 14 to Apr 20 there was a decrease of **30%**.

### Weekly trends: countries of first arrival

Country ▲		Bulgaria		Greece		Italy		Total arrivals	
Mock-up date... ▲	Period ▲	Arrivals	% Change	Arrivals	% Change	Arrivals	% Change	Arrivals	% Change
03/31/2014	Mar 31 to Apr 6	153	.	1,758	.	1,412	.	3,351	.
03/31/2015	Apr 7 to Apr 13	314	105.23%	553	-68.54%	3,848	172.52%	4,715	40.70%
03/31/2016	Apr 14 to Apr 20	304	-3.18%	865	56.42%	2,155	-44.00%	3,324	-29.50%

### Weekly trends: other countries

Country ▲		Hungary	
Period ▲	Arrivals	% Change	
Mar 31 to Apr 6	716	.	
Apr 7 to Apr 13	863	20.53%	
Apr 14 to Apr 20	1,047	21.32%	

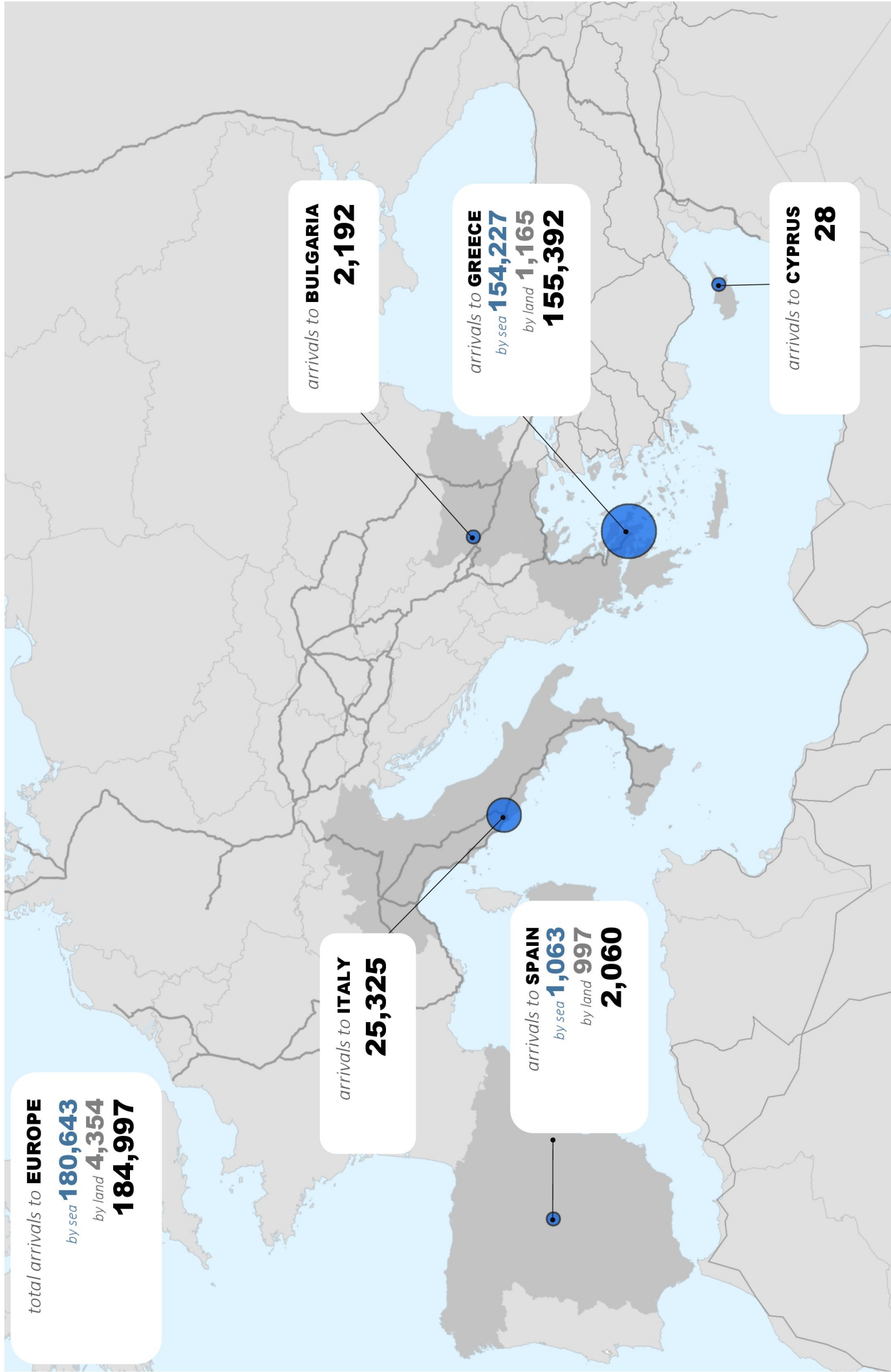
### Daily arrivals by reporting date grouped by country (countries of first arrival)

Countryname ▲	Greece	Italy	Total
Report Date ▲	Daily arrivals	Daily arrivals	Daily arrivals
07Apr2016	172	314	486
08Apr2016	116	0	116
09Apr2016	59	294	353
10Apr2016	0	0	0
11Apr2016	80	0	80
12Apr2016	98	1,863	1,961
13Apr2016	28	1,377	1,405
14Apr2016	106	914	1,020
15Apr2016	0	357	357
16Apr2016	155	0	155
17Apr2016	86	497	583
18Apr2016	129	322	451
19Apr2016	197	65	262
20Apr2016	192	0	192
Total	1,418	6,003	7,421

# OVERVIEW: MIGRANT FLOWS TO EUROPE

Registered and reported arrivals to Greece, Cyprus, Spain, Italy and Bulgaria 📍 From 01 January 2016 to 20 April 2016

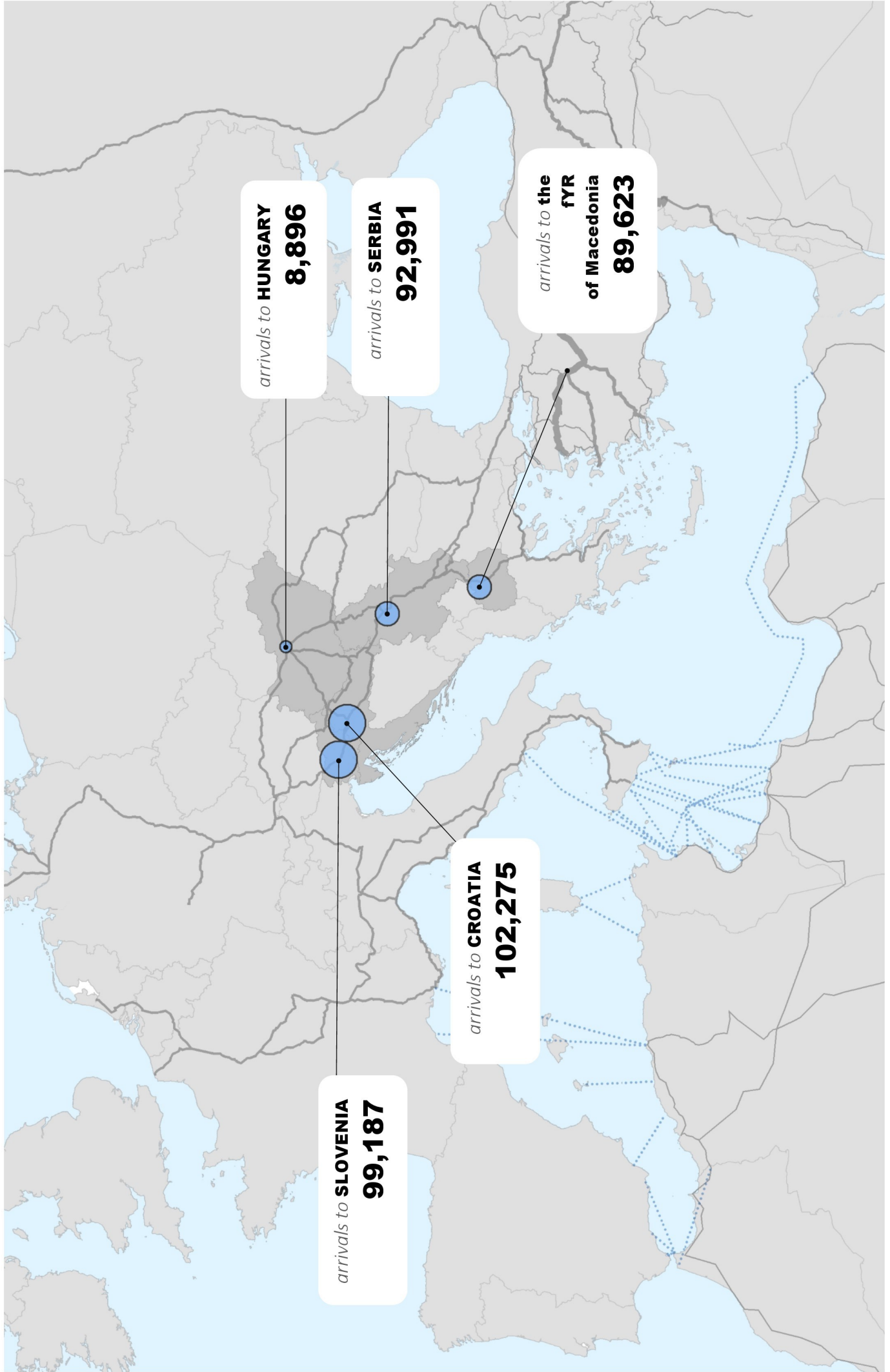
Disclaimer: Base Map Source: ESRI. This map is for illustration purposes only. Names and boundaries on this map do not imply official endorsement or acceptance by IOM.



# OVERVIEW: MIGRANT FLOWS TO EUROPE

Registered and reported arrivals to the FYR of Macedonia, Serbia, Croatia, Slovenia and Hungary 🌐 From 01 January 2016 to 20 April 2016

Disclaimer: Base Map Source: ESRI. This map is for illustration purposes only. Names and boundaries on this map do not imply official endorsement or acceptance by IOM.

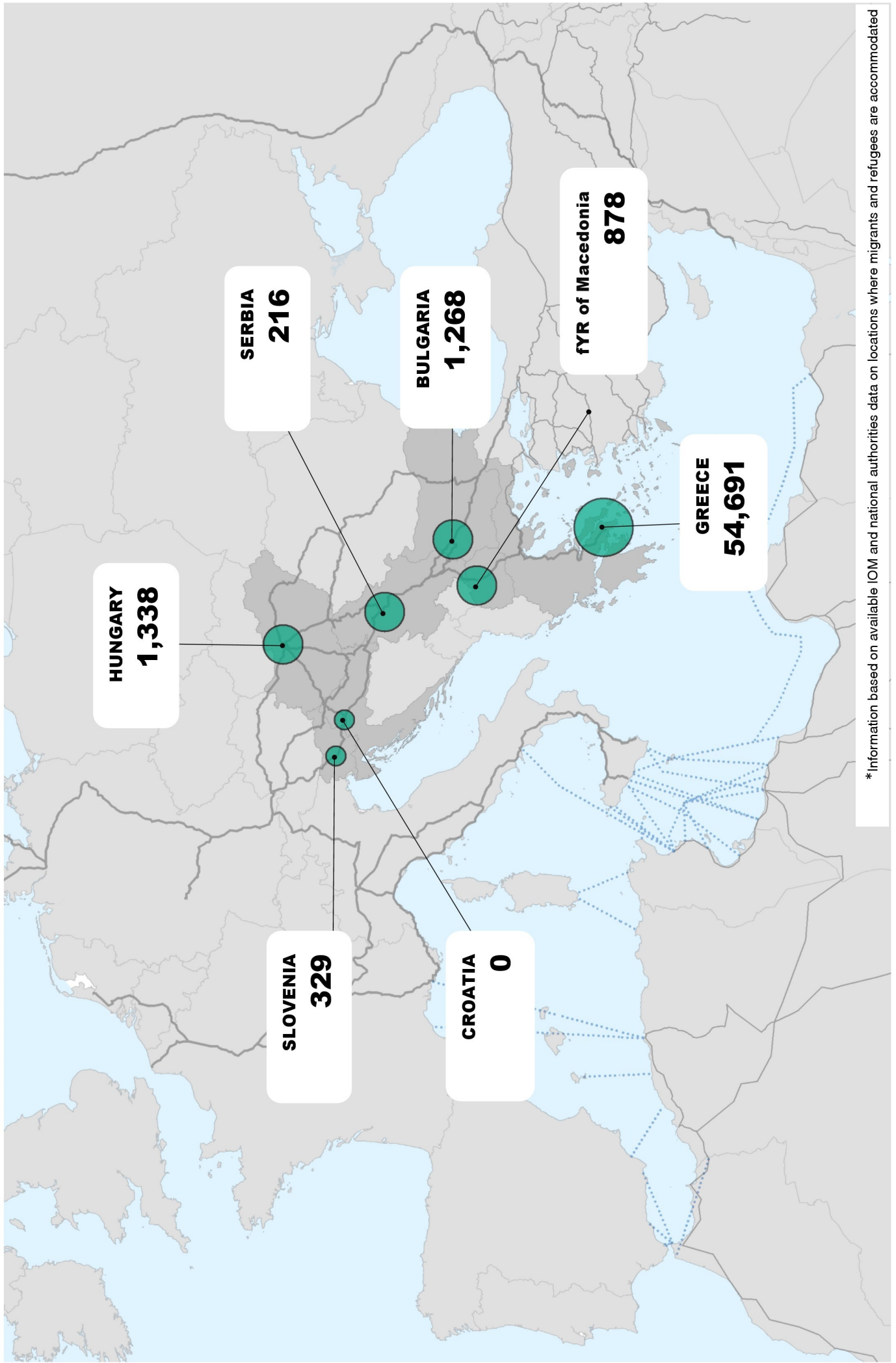


# OVERVIEW: STRANDED MIGRANTS AND REFUGEES

Stranded migrants and refugees in Greece, the FYR of Macedonia\*, Serbia, Croatia and Slovenia\* 19 April 2016



Disclaimer: Base Map Source: ESRI. This map is for illustration purposes only. Names and boundaries on this map do not imply official endorsement or acceptance by IOM.



\*Information based on available IOM and national authorities data on locations where migrants and refugees are accommodated

## 2. Policy Timeline 2015—2016

17 September 2015

EU ministers approve disputed quota plan: the Czech Republic, Slovakia, Hungary and Romania are outvoted at the ministerial meeting when member states decide to relocate 66,000 refugees from Greece and Italy to other EU countries.

16 October 2015

EU announces it will give Turkey 3 billion EUR in aid and will fast-track approval of visas to Europe for Turkish citizens in exchange for increased controls on the flow of migration from the Middle East to Europe, and taking back migrants whose asylum applications have not been granted.

25 October 2015

EU Leaders agree on 17-point plan of action on the Western Balkans Migration Route. This includes Point 14: “Reconfirming the principle of refusing entry to third country nationals who do not confirm a wish to apply for international protection (in line with international and EU refugee law and subject to prior non-refoulement and proportionality checks),” which is thought to have inspired the fYR of Macedonia to close its borders to any migrants not of Syrian, Afghan, or

03 December 2015

Pakistan refuses to allow 30 deported Pakistanis to disembark plane from Athens. Voluntary returns and deportations to Pakistan are suspended

10 December 2015

The European Commission begins legal action against Greece, Croatia and Italy for failing to correctly register migrants. It also launches an infringement case against Hungary over its asylum legislation. It says the three failed to implement the Eurodac Regulation, which involves fingerprinting asylum seekers and registering the data within 72 hours.

11 February 2016

NATO sends naval patrols and air surveillance in order to deter smugglers in the Mediterranean Sea, as well as to gather intelligence and monitor migrant flow alongside Greek and Turkish coast guards.

18 February 2016

The chiefs of the police services in Austria, Croatia, the fYR of Macedonia, Serbia and Slovenia announced a joint agreement to profile and register migrants and refugees at the Macedonian – Greek border and organize transport from said border to Austria of selected migrants and

7 March 2016

European leaders reached a tentative agreement with Ankara on the migrant and refugee crisis – the mechanism described as “one in, one out” would be that for every Syrian returned to Turkey from Greece, the EU would then resettle one Syrian from Turkey.

18 March 2016

European Union and Turkey signed an agreement which outlines the plan to end irregular migration flows from Turkey to Europe.



## EU Turkey Agreement Overview

On March 18, the European Union and Turkey have agreed on a plan to end irregular migration flows from Turkey to the EU.

The agreement states that:

- From the 20<sup>th</sup> of March, all persons who do not have a right to international protection in Greece will be returned to Turkey, this action will be based on the Readmission Agreement from 2002 signed between the countries. From the 1<sup>st</sup> of June the agreement between the EU and Turkey will enter into force and that will be the basis of returns between Greece and Turkey from that point on.
- There will be no mass returns, each individual arriving on Greek shores and applies for asylum will go through an expedited procedure. Those who do not apply for asylum or whose applications were considered unfounded or inadmissible in accordance with the Asylum Procedures Directive will be returned to Turkey.
- In order to create a smooth process, Turkey and Greece as well as the EU institutions and agencies will take all the necessary steps and agree on any necessary bilateral agreements including the presence of Turkish officials on Greek islands and vice versa as of 20 March 2016 in order to ensure the liaison and a better functioning of the return mechanism.
- Member States declare their readiness to provide with a short notice, if needed, border guards, asylum experts, interpreters etc. to Greece.
- The Commission will coordinate all necessary support for Greece, under the EU-Turkey Agreement, and will develop an operational plan.
- The resettlement of Syrians will go under a 1:1 mechanism. Priority will be given to the Syrians who have not previously entered or tried to enter the EU irregularly. The EU will take into account the UN Vulnerability Criteria during the selection process.
- The EU Member States and agencies will accelerate relocation procedures from Greece, that way in the next month a total of 6,000 relocations should be achieved. By mid-May 2016 a minimum of 20,000 relocations should be completed.
- The European Council reaffirmed its support to Jordan and Lebanon. It calls for a better coordination with the Western Balkan states in tackling the migration crisis.

The European Council calls for measures to deter the smuggling of migrants in the EU. The whole EU-Turkey Agreement factsheet is available [here](#).

### *Other documents of interest:*

- Commission Communication: “Next operational steps in the EU-Turkey cooperation in the field of migration” - read more [here](#).
- 06 April—European Commission presented set of proposals for improving Schengen area’s external border management. The main focus is to enhance the border monitoring and the control over irregular migrations to Europe. Read more [here](#).



### 3. Bulgaria

#### Background and latest figures

From the start of 2016 to 14 April 2016, Bulgarian authorities apprehended a total of **1,422** migrants and refugees entering the country irregularly from the land borders with Turkey. The most prominent nationalities in descending order were **Iraqis, Syrians, Afghans and Pakistanis**. The vast majority, **79%**, were apprehended on irregular land borders, while only **21%** were apprehended on border checkpoints. In addition, **1,102** migrants and refugees have been apprehended inside country between the reporting period up to 14 April. At the moment, despite the closure of the borders of the fYR of Macedonia and Serbia there is no significant redirection of the migration flows to Bulgaria and especially, near the border with Greece.

Unlike other Balkan states, Bulgaria does not have a policy to facilitate the migration flow to Western Europe. Therefore, numbers from Bulgaria are not of registered arrivals but rather of apprehensions by the Bulgarian authorities of irregular migrants on entry, within the country, and on exit. This makes dating the exact entry of arrivals difficult, as someone apprehended in 2016 might have entered the country in 2015. As such, IOM has decided to account for flows into the country in the following manner: The figure for arrivals from 01 Jan 2016 – 25 Feb 2016 includes only apprehensions on entry. Only apprehensions on entry from the Turkish-Bulgarian border are counted. The figure for arrivals from 25 Feb 2016 – 31 April 2016 includes only apprehensions on entry and in country. The figure for arrivals from 01 April 2016 – will include all three locations: entry, in country, and on exit.

#### Cumulative arrivals (equal to registered apprehensions) by reporting date in Bulgaria\*

\* Migrants and refugees arriving in Bulgaria through Greece are not taken into account since they have already been counted in the arrivals in Greece. 171 migrants have been apprehended by the Bulgarian authorities between 1 January and 14 April 2016 when entering the Bulgaria-Greece green border.

Up to	Cumulative Apprehended on Entry	Cumulative Apprehended Inside	Cumulative Apprehended on Exit	Total Cumulative
28 Jan 2016	504	Not included	Not included	504
25 Feb 2016	1,006	Not included	Not included	1,006
31 Mar 2016	1,195	379	Not included	1,574
7 Apr 2016	1,456	1,002	669	3,127
14 Apr 2016	1,595	1,102	766	3,463



## Accommodation Facilities (as of 14 April 2016)

Name of Accommodation Facility	Capacity	Currently Accommodating	Nationalities
Open Reception Centre at Banya	70	804	Mainly Afghan (43%), Syrian (29%), Iraqi (16%) and Pakistani (5%) nationals
Open Reception Centre at Pastrogor	320		
Open Reception Centre Sofia	860		
Open Reception Centre Vrazhdebna (Sofia)	370		
Open Reception Centre Voenna Rapma (Sofia)	800		
Open Reception Centre at Harmanli	2710		
Closed Reception Centre at Lubimets	940	464	Afghan (71%), Pakistani (9%), Syrian (7%), Iraqi (5%) and Iranian (1%) nationals.
Closed Reception Centre at Sofia			

Migrants and refugees are accommodated in six transit and reception facilities which are run by State Agency for Refugees (SAR), with total capacity for **5,130** people.

Open reception centres are located in Banya, Pastrogor, Sofia (reception Centre Sofia, Vrazhdebna Centre, Voenna Rapa Centre) and Harmanli. Currently (April 14) all six Centres run by SAR are accommodating **804** migrants and refugees. The majority of accommodated migrants and refugees are Afghan, Syrian and Iraqi nationals.

Apart from the aforementioned centres, there are also two closed reception centres run by the Ministry of Interior, one in Lubimets and one in Sofia with a total capacity of **940** and currently accommodating **464** (April 14) migrants and refugees. Upon apprehension at the green border with Turkey, some migrants are transported to these centres.

One open reception centres located in **Elhovo** and is being under the authority of the Bulgarian Border Police. This is the first **transit point** for migrants who are apprehended illegally crossing the green border with Turkey. From Elhovo, migrants and refugees are transported to SAR Centres in Sofia, Harmanli and Pastrogor.

**The main entry** points between **Bulgaria and Turkey** are border checkpoints **Kapitan Andreevo, Lesovo and Malko Tarnovo**. Migrants and refugees who are coming from **Greece** mostly use green areas near **Kulata-Promahon** checkpoint or available routes in **Petrich region**. Most migrants and refugees enter Bulgaria from green border on foot. Those coming from border checkpoints usually enter by hiding in buses or other vehicles. Undetected migrants continue their journey via taxis and private transportation to external borders or to big cities to find a means of onward transportation out of the country. However, **1,102** migrants and refugees were apprehended inside country from 1 January until 14 April, with **264** being apprehended during this reporting period (31 March—14 April).



### Accommodation Facilities and Border Crossing Points

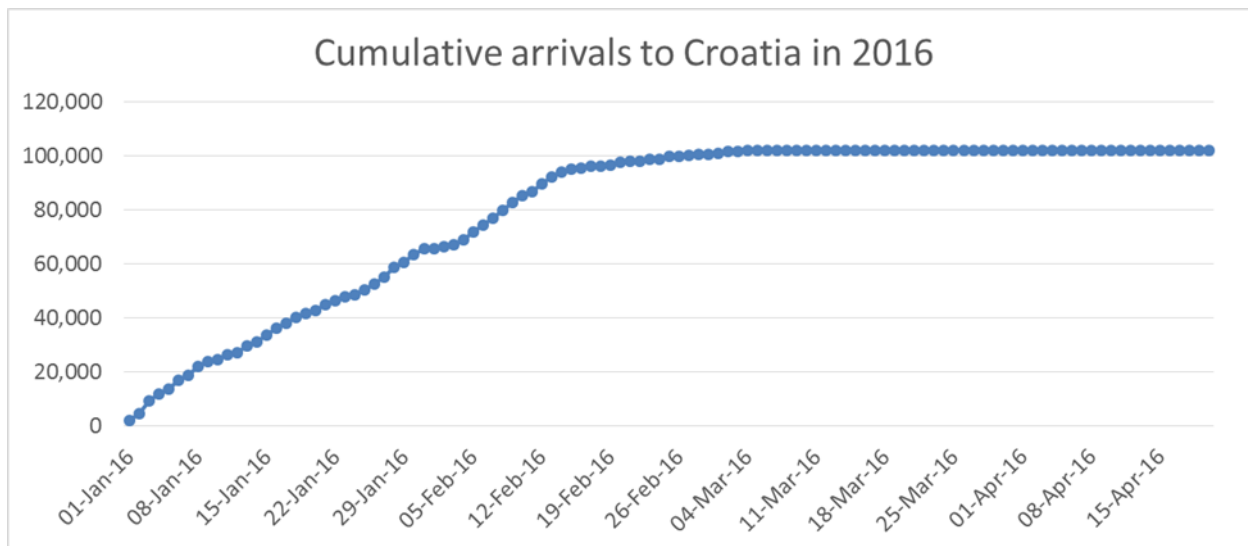




## 4. Croatia

### Key Findings and Advanced Notifications

From 5 March to 20 April 2016 no migrants and refugees were registered arriving in Croatia, The total number of migrants and refugees that have been registered since the start of 2016 is **102,275**.



### Accommodation Facilities

Name of Accommodation Facility	Capacity	Currently Accommodating	Nationalities
Hotel Porin (Zagreb) – Open Reception Centre for Asylum Seekers	600-700	N/A	N/A
Open Reception Centre for Asylum Seekers (Kutina)	100	N/A	N/A
Closed Reception Centre for Foreigners (Ježevo)	100 (+20)	N/A	N/A
Under construction			
Transit Centre in Trilj	App. 60	N/A	N/A
Transit Centre in Tovarnik	App. 60	N/A	N/A

### Winter Reception Transit Centre in Slavonski Brod (WRTC SB)

**WRTC SB** has been built for registration and transit purposes and short term accommodation of migrants and refugees from the beginning of November 2015. Since the opening of the WRTC SB in early November 2015, until March 5 when the last arrivals are reported by the Croatian MOI, WRTC SB was the main entry and transit point for migrants and refugees passing through Croatia. As of March 5, a total of **347,152** migrants were accommodated in WRTC SB. WRTC SB has been closed on April 15, 2016 following the closure of the so-called Western Balkan route beginning of March. A total of **62** migrants and refugees, accommodated in WRTC SB at the time of closure, have been transferred to the Reception Centres for Asylum Seekers (RCAS) in Zagreb and Kutina and to the Detention Centre in Ježevo (single men). According to the local IOM staff, demographic information regarding currently accommodated migrants and refugees in all three facilities is not yet available.



## Open Reception Centre for Asylum Seekers – Hotel Porin in Zagreb and Kutina

The Centres are solid structures part of the permanent reception system in Croatia. Joint capacity of both Centres is around 700-800, namely 600-700 in Hotel Porin and 100 in Kutina. The latter is meant for vulnerable groups. The Ministry of Interior regulates and operates these facility. Apart from them, The Croatian Red Cross keeps permanent staff to cater for the asylum seekers needs with other NGOs who provide support in activities such as IT courses, Croatian language courses, creative workshops, etc. IOM has no presence in these Centres.

## Closed Reception Centre for Foreigners Ježevo

Detention Centre in Ježevo is a closed facility with permanent solid-built structure. The Centre is run by the Ministry of Interior. Apart from them, health and social welfare personnel are entitled to provide necessary services to migrants, however health care is not provided around the clock but only 2 hours a day on average. External monitoring of the Centre is done by different NGOs. IOM is not present in this facility.

## Accommodation Facilities and Border Crossing Points



## 5. Cyprus



### Key Findings and Advanced Notifications

On 31 March, according to local IOM staff, Cyprus received the first arrival of migrants and refugees by sea in 2016 from a boat located 25 km Northeast of Cape Arnaouti. A coordinated effort between the Cyprus JRCC and Port and Marine Police ensued, targeting a total of 28 Syrian nationals who were packed on a small speed boat with a Turkish flag. The migrants and refugees were towed to Latchi port and are most likely to stay in Cyprus to apply for international protection.

Migrants and Refugees to Cyprus (as of 20 April, 2016)				
Period	Cumulative Arrivals	Main Nationalities	Country of Departure	Number of Children
2014—2015	613	Palestinian and Syrian	Syria and Lebanon	53
2016	28	Syrian	Turkey	3



## 6. Greece

### Key Findings and Advanced Notifications

As of **20 April 2016**, the cumulative arrivals to Greece over land and sea for 2016 stands at **155,392**.

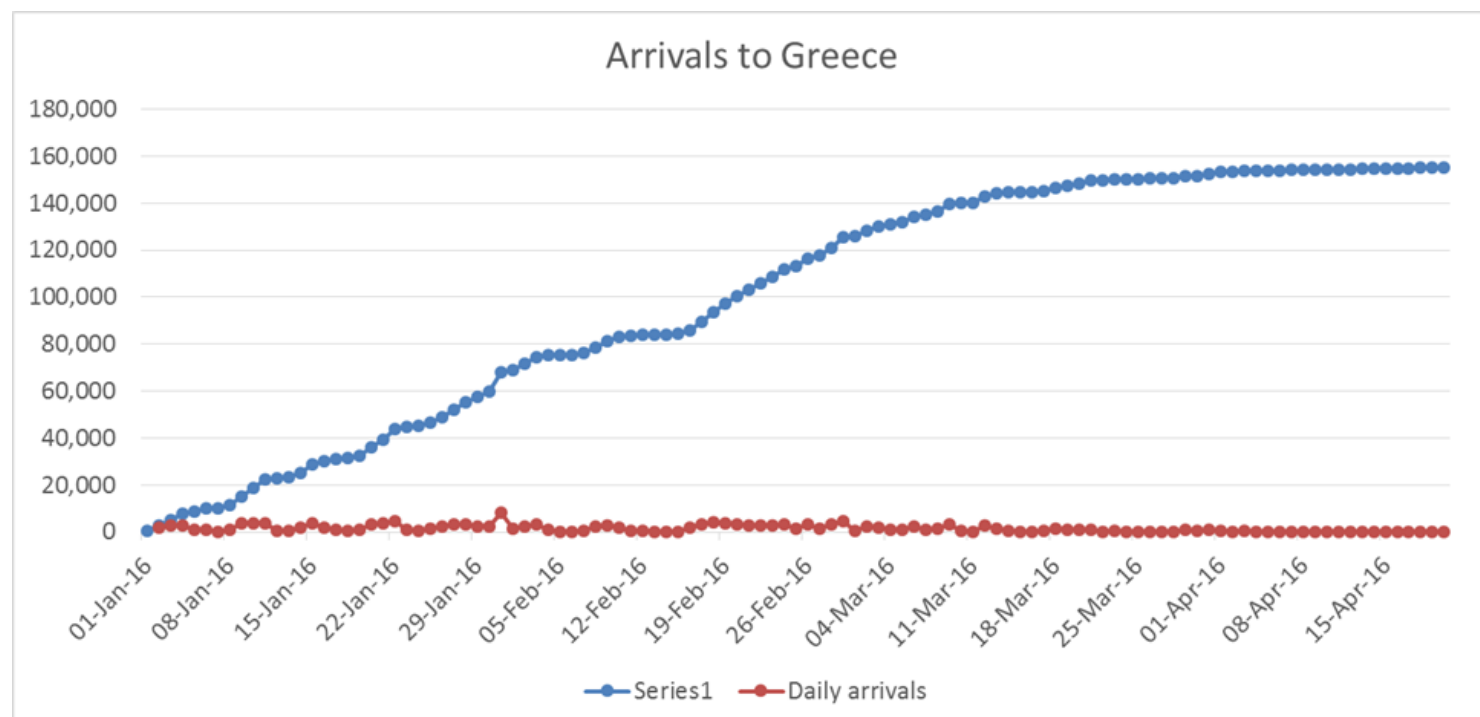
**20 April**—According to the Hellenic Coast Guard, between 7 and 20 April there were at least **4 incidents** off the coasts of Lesbos, Chios, Symi, Samos, Agathonisi, Kalolymnos, and Megisti, requiring the Hellenic Coast Guard (HCG) to search and rescue **48** migrants and refugees.

**19 April**—Testimonies were collected from a local IOM staff member in Kalamata stating that small boats (capacity: 30–40 people) were continuously departing from a port called Tobruk in Western Libya, close to Egypt over the previous weekend. After a 15 hour long journey, these smaller vessels were to join a larger one which was stationed at sea for a week. According to testimony, the large boat began taking water when around 510 migrants and refugees (composed of Somalians, Sudanese, Egyptians and Ethiopians) had already boarded. This caused the individuals on board to attempt to re-board the remaining smaller boats but the majority were said to have drowned. 41 managed to board a smaller, wooden boat after which they were found and rescued by a Philipino cargo ship and brought to Kalamata port, in Southwestern Greece. Thus far, authorities have not confirmed the shipwreck and all that remains are the testimonies of survivors. More information can be found on the [official IOM press release](#).

**19 April**— Piraeus Port: After all refugees and migrants were moved Tuesday to the nearby warehouse (1,520 in number) and Gate E1 (1,760), Gate E2 in Piraeus port has been cleared and ready to be used as a passenger terminal station once cleaned and disinfected.

**19 April**—Since the EU-Turkey deal went into force on March 20, around 7,500 people have landed on the Greek islands where they have been detained while waiting to be processed in order to determine if they can legitimately claim asylum. A Greek migration official said those who had spent 25 days inside the centers and who had filed an asylum claim would be “allowed to leave” the camps. The vast majority of new arrivals have reportedly submitted an asylum claim; it is not, however, clear how many were let out yesterday. It is to be noted that they are not permitted to leave the islands and must remain available to the authorities.

### Cumulative arrivals by reporting date in Greece





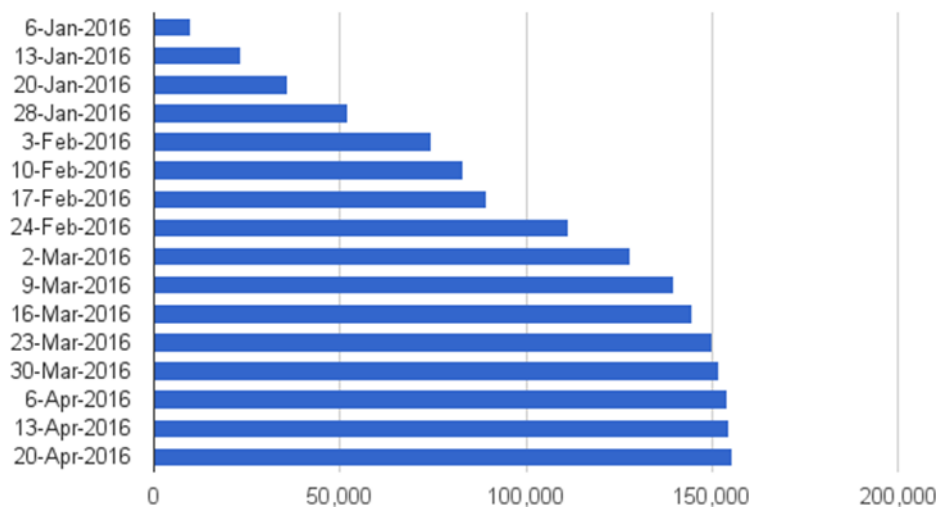


## Bi-weekly data

## Cumulative arrivals

Period	Arrivals	Cumulative arrivals	Percent cumulative
Jan 1 - Jan 6	9,930	9,930	6%
Jan 6 – Jan 13	13,372	23,302	15%
Jan 13 – Jan 20	12,647	35,949	23%
Jan 20 – Jan 27	16,106	52,055	33%
Jan 28 – Feb 03	22,484	74,539	48%
Feb 03 – Feb 10	8,638	83,177	54%
Feb 10 – Feb 17	6,175	89,352	58%
Feb 17 – Feb 24	22,286	111,638	72%
Feb 24 – Mar 2	16,627	128,265	83%
Mar 3 – Mar 9	11,341	139,606	90%
Mar 10 – Mar 16	5,293	144,899	93%
Mar 17 – Mar 23	5,239	150,138	97%
Mar 24 – Mar 30	1,578	151,716	98%
Mar 31 – Apr 06	2,258	153,974	99%
Apr 07 – Apr 13	553	154,527	99%
Apr 14 – Apr 20	865	155,392	100%

## Weekly Cumulative arrivals to Greece



## Daily arrivals for 20 April 2016

Point of Arrival	*Numbers – Ad hoc communication between IOM Regional staff and the Hellenic Police in the islands	Numbers – HQs/ Hellenic Coast Guard Identification and Rescue operations
Lesvos island	174	
Samos island	18	
Chios island	-	
<b>TOTAL</b>	<b>192</b>	<b>0</b>



## Hotspots and Accommodation Facilities

**20 April**—The current number of stranded migrants and refugees in Greece is estimated to **54,691**.

**20 April**—There are currently **four hotspots** in Lesvos (3,200 people), Samos (729 people), Chios (1,050 people) and Leros (339 people) that are operational.

## AEGEAN

### Lesvos

There are four Centres in Lesvos: Moria Hotspot, Kara Tepe, Pikpa and Silver Bay Hotel .

**Moria Hotspot** is an organized transit point and open reception centre which serves as a registration and screening Centre with a capacity of 2,000-2,500 currently accommodating **3,200** migrants and refugees in available rooms and containers. The accommodated migrants and refugees are mainly Syrians, Iraqis, Afghans and African nationals. The facility is run by the Ministry of Migration Policy in cooperation with The Ministry of Defense and the Ministry of Citizen's Protection. The main organizations present are: IOM, UNHCR, DRC, Save the Children, Oxfam, Praksis, Metaction, Samaritans' Purse, Eurorelief, MDM, MSF, Actionaid and Red Cross.

**Kara Tepe** is an official transit point and open reception centre with a capacity of 1,600-2,500 run by the Municipality of Lesvos. A total of **908** migrants are currently accommodated in the Centre. It's intended for nuclear families, the main nationalities being Syria and Iraq.

**Pikpa** is a transit and open reception centre, where around somewhere between **80** migrants and refugees are currently accommodated.

**Silver Bay Hotel** is an organized transit point and open reception centre. Formerly it was used to accommodate already registered vulnerable group until they left for the mainland, however now it hosts Syrian and Iraqi nationals registered before 20 March and awaiting relocation sessions or asylum interviews. The Centre currently accommodates a total of **180** migrants. They can reside in the Centre for up to 3 months.

### Kos

**Official organized transit point and open reception centre** and currently accommodates **89** migrants and refugees.

### Samos

#### Samos Organized Transit Point and Closed Reception Centre - Hotspot

The Centre has a capacity of 250, currently accommodating **729** migrants and refugees with the majority being Syrian, Afghani and Pakistani nationals. The facility is run by the First Reception Service, while Hellenic Police undertakes the responsibility for the security of the area and Hellenic Army is in charge of construction of extended accommodation are of this hotspot.

Until March 21, the facility was functioning as an open centre meaning that migrants and refugees were allowed to enter and exit at any time but it has of recent been closed by the police. Migrants and refugees are accommodated in containers, and it is expected that the number of available containers will increase.



## Chios

**Chios Hotspot** is a registration and accommodation facility with a capacity of **1,100**. Currently the Centre is accommodating **1,050** mainly Syrian and Iraqi nationals. IOM is present in the hotspot and does AVRRC counselling.

## Leros

There are two Centres in Leros: **Leros First Open Reception Centre and Hotspot** and **Pikpa**

**Leros First Open Reception Centre and Hotspot** run by the First Reception Service and the Ministry of Interior, has a capacity of 1,000. It currently accommodates **339 migrants and refugees**. The Centre is composed mainly of Syrian nationals.

**Pikpa** is currently accommodating **18** migrants and refugees. It's a fully equipped facility (with kitchens and laundries) with special areas—playground, rooms for unaccompanied minors. It is intended for families with small children regardless of their nationality.

## Rhodes

**Megisti** and **Rhodes** are the two open reception centres on the Island of Rhodes. Currently Megisti is accommodating **11** migrants and refugees, while Rhodes is accommodating **99** migrants and refugees.

## ATTICA

### Victoria Square

Located in the centre of Athens, Victoria square has been an unofficial site for migrants and refugees for years, with levels of crowdedness rising most acutely in the last year. As of 20 April, around **300** migrants and refugees were gathered there following the evacuation of the square by the Police. Demographic composition includes mainly Algerian, Afghani and Moroccan nationals

### Schisto Camp

Schisto camp was a military base and it is close to Piraeus port, in Athens. As of 5 April the camp was accommodating **1,931** migrants and refugees. The majority of them are Afghani and Iranian nationals. The camp is run by Alternate Ministry of Migration Policy of the Ministry of Interior and the Ministry of Defense. Registration procedure, translation services and health care is provided by First Reception Service (FRS), and Ministry of Defense is in charge of nutrition, hygiene and land planning. The site offers 100 beds mostly used for vulnerable groups. Apart from that migrants and refugees are accommodated in tents (for 2-4 persons) and 2 UNHCR rub-halls.

### Elliniko I, II, III Open Reception Centre

As of 20 April, **4,153** migrants and refugees are accommodated in Elliniko I, II and III Accommodation Facilities. The accommodated migrants and refugees are distributed on three locations-Hockey Stadium (1,427), Baseball Stadium (1,250) and at the old Airport (1,800). The Centre is run by the First Reception Service. Migrants gathered in Elliniko are mostly single men from Iraq, Pakistan, Iran, and Afghanistan as well as nationals from African countries.



### Elaionas Open Reception Centre

As of 20 April, **1,502** migrants were hosted in Elaionas. Most of the migrants are Afghans, Iraqis and other migrants from African countries. The camp was set up in summer 2015 and is run by The Alternate Ministry of Migration Policy of The Ministry of Interior and Administrative Reconstruction together with First Reception Service. IOM is present in the camp twice a week. Migrants and refugees generally remain in the Centre for a few days, but there are some migrants who are hosted there for over two months.

**Piraeus Port**—Currently about **3,318** migrants and refugees staying in the unofficial sites, in tents. Main nationalities are Syrian, Iraqi and Afghani. Gate E2 in Piraeus port has been cleared and ready to be used as a passenger terminal station once cleaned and disinfected, after all refugees and migrants were moved Tuesday to the nearby warehouse (1,520 in number) and Gate E1 (1,760).

## MACEDONIA AND THRACE

**Nea Kavala**—Open reception centre located approximately 23 km from Idomeni. According to police reports, as of 20 April an estimated **3,972 migrants and refugees** were hosted at the camp. The camp's capacity is estimated at **4,800**, with 600 tents of different sizes designed to accommodate up to eight people each. The majority of the migrants and refugees are Syrian and Iraqi nationals.

**Herso (Cherso)**—Located approximately 36 km from Idomeni. According to police reports, as of 20 April an estimated **3,987** migrants were hosted at the camp. The camp's capacity is estimated at **4,000**, with 600 tents designed to accommodate eight people each. The majority of the migrants and refugees are Syrian and Iraqi nationals.

**EKO Gas Station**—Located around 20km from Idomeni. As of 6 April, **1,201** migrants and refugees are staying at the unofficial site. Few tents have been settled. The main nationalities are Syrian and Iraqi.

### Diavata Relocation Centre

As of 20 April, Diavata, located 70 km from Idomeni, is accommodating a total of **2,302** migrants and refugees composed mainly of Afghans, Syrians and Iraqis. The current capacity of the Centre is **2,151** with a tendency to increase it up to 4,000. The Centre is run by the Ministry of Interior.

### Idomeni-Evzoni

The borders with the former Yugoslav Republic of Macedonia have remained closed and a total of **10,257** migrants and refugees are currently stranded in Idomeni, unofficial site.

Other Accommodation Facilities in Macedonia and Thrace Region (as of April 20, 2016)		
Accommodation Facility	Capacity	Currently Accommodating
Drama	800	479
Fthioda	-	97
Giannitsa	-	837
Peiria	-	400
Thessaloniki Port	-	380
Arm Camp Armatolou Kokkinou	-	384
Sports Centre Neas Chranis	-	291
Ktima Iraklis	-	177



## EVROS

### Orestiada

As of 20 April, it is estimated that **149** migrants and refugees from Syria and Afghanistan are staying in this open reception centre located at the border with Turkey. The Reception Centre has a total capacity of 240.

## PELOPONNESE AND WESTERN GREECE

**Doliana**—Open reception centre with a capacity of **250**. Currently accommodating **216** migrants and refugees.

**Katsika**—Open reception centre located in a former military camp with a capacity between 3,700- 4,200. Currently accommodating **1,001** migrants and refugees that are accommodated in tents built by the army.

Accommodation Facilities in Epirus and W. Macedonia Region			
Accommodation Facility	Capacity	Currently Accommodating	Main Nationalities
Filipiada	800	574	Syrian, Iraqi and Afghan
Konitsa	170	171	Syrian, Iraqi and Afghan
Kozani	-	231	-

## THESSALY AND CENTRAL GREECE

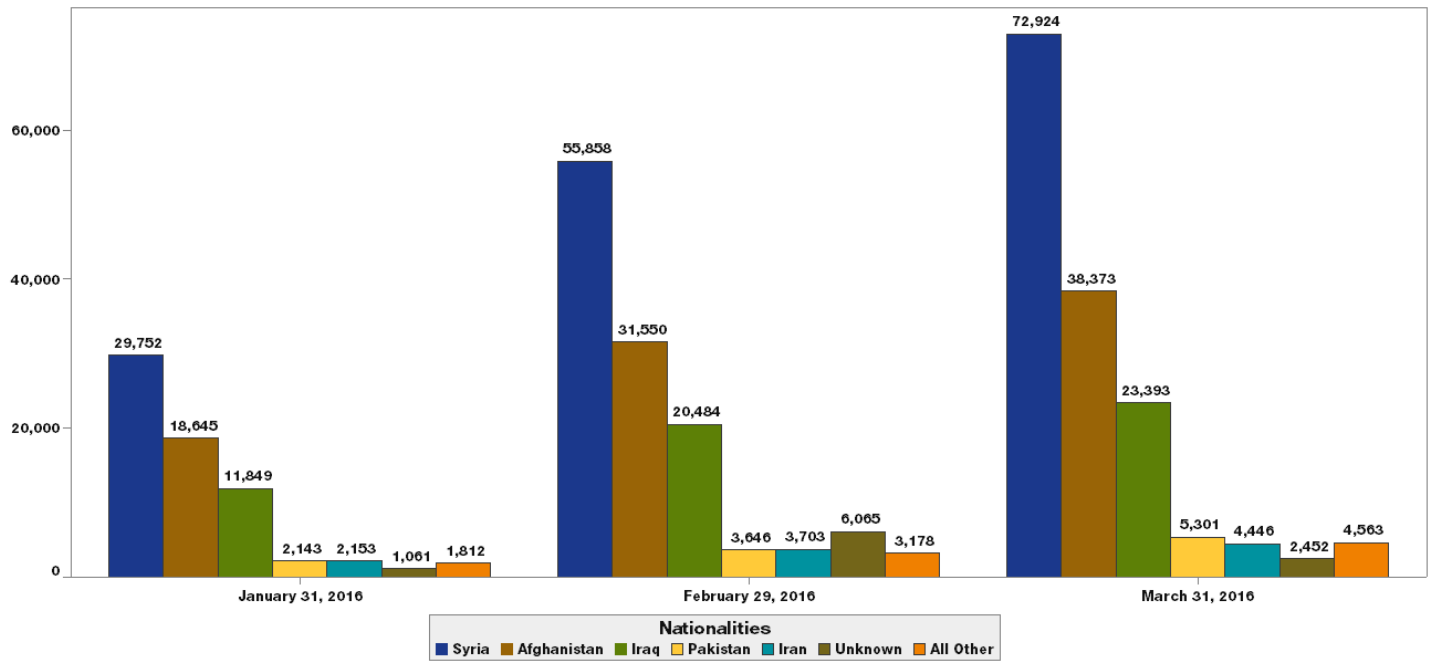
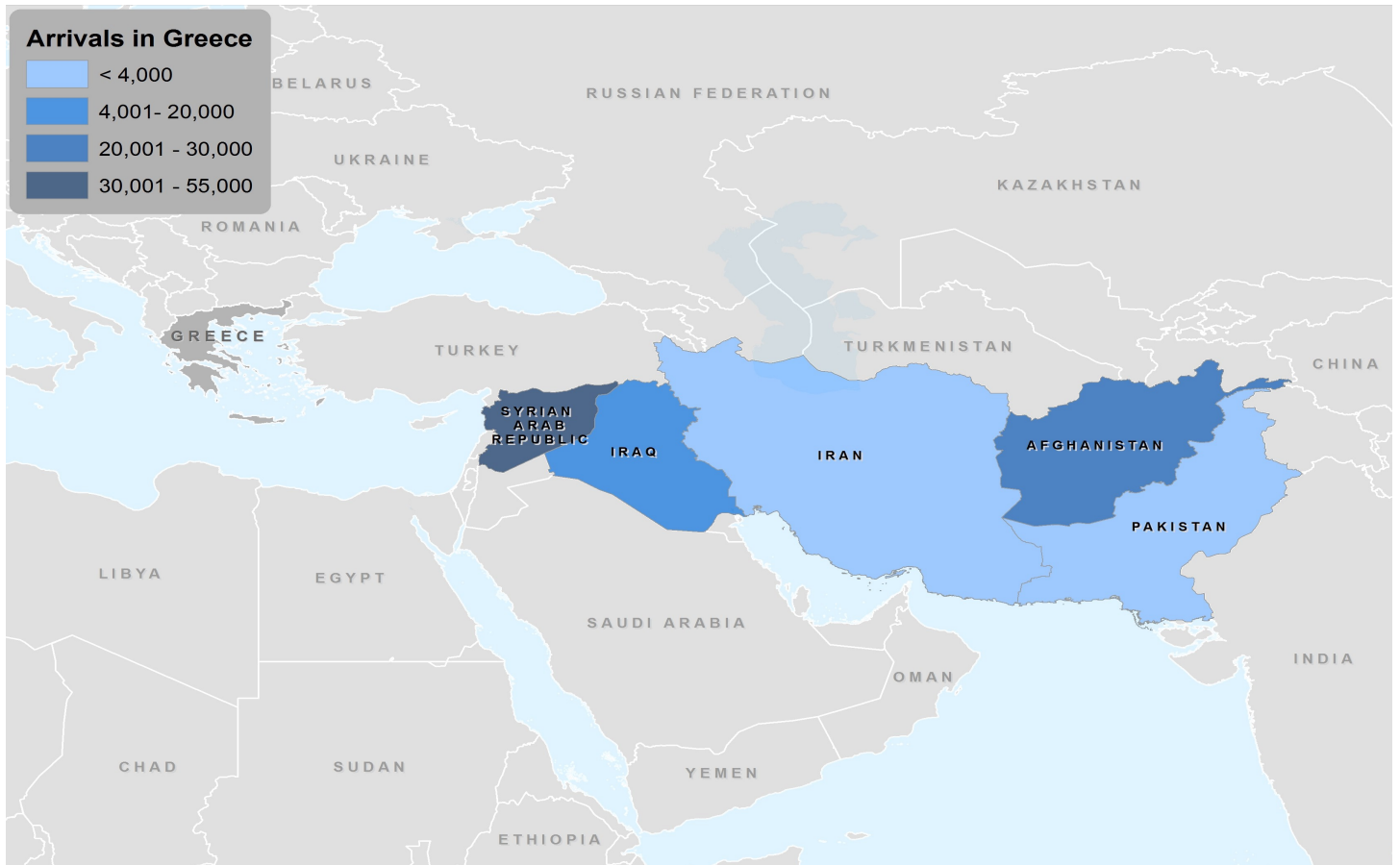
Accommodation Facilities in Thessaly and C. Greece Region (as of April 20, 2016)		
Accommodation Facility	Capacity	Currently Accommodating
Chalkida/Ritsona	-	908
Koutsochero	-	1,458
Larissa	-	0
Magnisia	-	0
Thermopiles Camp	-	290
Trikala/Frourilo	-	0

## Relocations

As of 20 April, **1,425 individuals** have been relocated, of which **860 from Greece** (30 to Luxembourg, 111 to Finland, 37 to Germany, 6 to Lithuania, 89 to Portugal, 10 to Ireland, 362 to France, 21 to Latvia, 6 to Cyprus, 6 to Malta, 142 to the Netherlands, 4 to Bulgaria, 29 to Romania and 7 to Estonia).

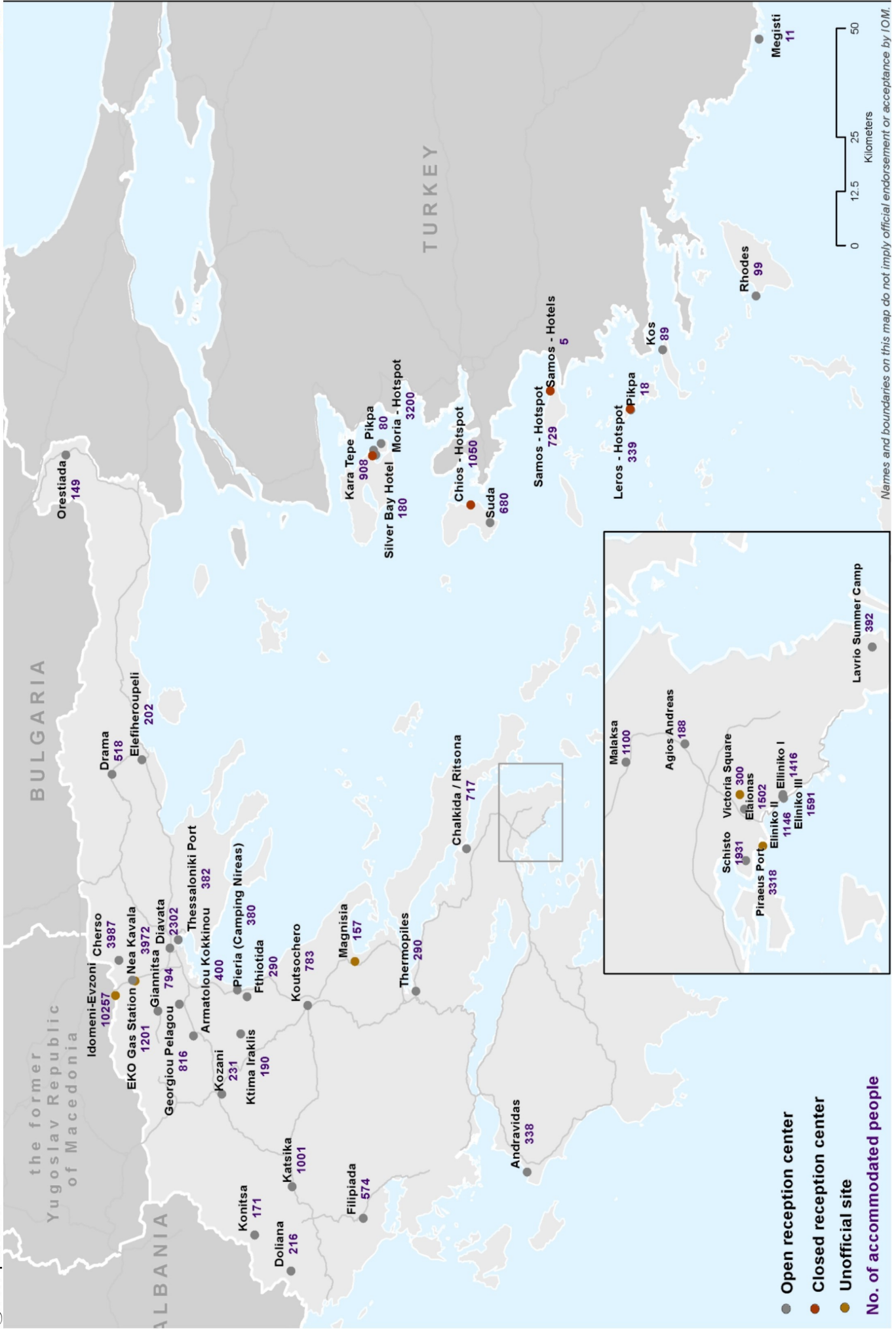
The European Commission has made available an overview of Member States' support to the EU relocation mechanism. To date, 22 out of the 31 participating countries have promised to make places available, namely Belgium (30), Bulgaria (1,302), Cyprus (30), Czech Republic (30), Estonia (46), Finland (270), France (1,300), Germany (40), Ireland (50), Latvia (481), Lithuania (100), Luxembourg (150), Malta (131), the Netherlands (200), Poland (100), Portugal (1,642), Romania (515), Spain (200), Sweden (300), Liechtenstein (43), Switzerland (30) and Slovenia (40) with an overall number of only 7,030 places. You can find the overview [here](#).

Cumulative arrivals by nationality of origin 2016 (from 1 Jan to 31 March 2016)



# 54,691 MIGRANTS AND REFUGEES STRANDED IN GREECE\*

21 April 2016



Names and boundaries on this map do not imply official endorsement or acceptance by IOM.

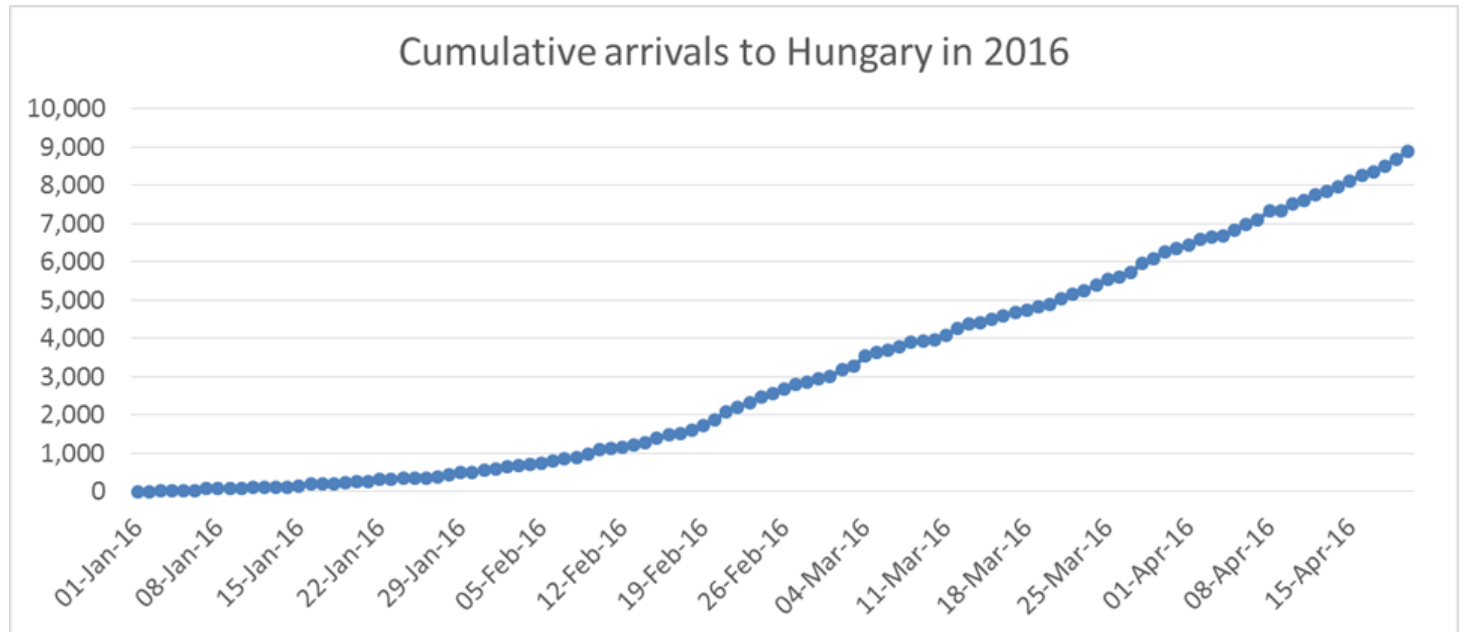
\* Source: National Authorities, IOM and UNHCR



## 7. Hungary

### Key Findings and Advanced Notifications

From 01 January 2016 to 20 April 2016, a total of **8,896** migrants and refugees were registered arriving in Hungary. Due to the barbed-wire fence in place along the Serbian and Croatian borders, there have been reduced numbers of arrivals since 17 October 2015. However, during the months of February and March there has been a steady increase in all registered arrivals through the border with Serbia. From 7 to 20 April 2016, **1,910** new arrivals were registered by the authorities. The most common nationalities in descending order are: Afghans, Pakistanis, and Iranians.



### Known entry points

The border in Hungary has been officially closed since September 2015 with the completion of the fence. The migrants can cross the border only through the official crossing transit points of Tompa and Roszke on the border with Serbia. In February and March the number of migrants and refugees crossing the border through these two transit points has increased steadily to an average of 100 a day, compared to the months of September– January when no more than 5-10 daily arrivals were reported.

Apart from occasional arrivals through Romania, there are no indicators that the route could have changed following the official closure of the Western Balkans route.

*Known entry points:* Serbian border-**Röszke and Tompa**





## Accommodation Facilities

### BICSKE RECEPTION FACILITY

The Bicske facility is run and managed by the Hungarian Office of Immigration and Nationality. Different NGOs together with social workers are providing services to accommodated migrants and refugees. The facility is an open reception Centre for accommodating men, women and families. According to IOM staff, **815** migrants and refugees are currently accommodated in the Bicske facility. IOM staff visits the facility every week as part of ongoing EWIS and AVRR projects. Prior to becoming a reception facility, the premises in Bicske were used as integration facility for migrants and refugees who were granted the status in Hungary.

### VAMOSSZABDI RECEPTION CENTRE

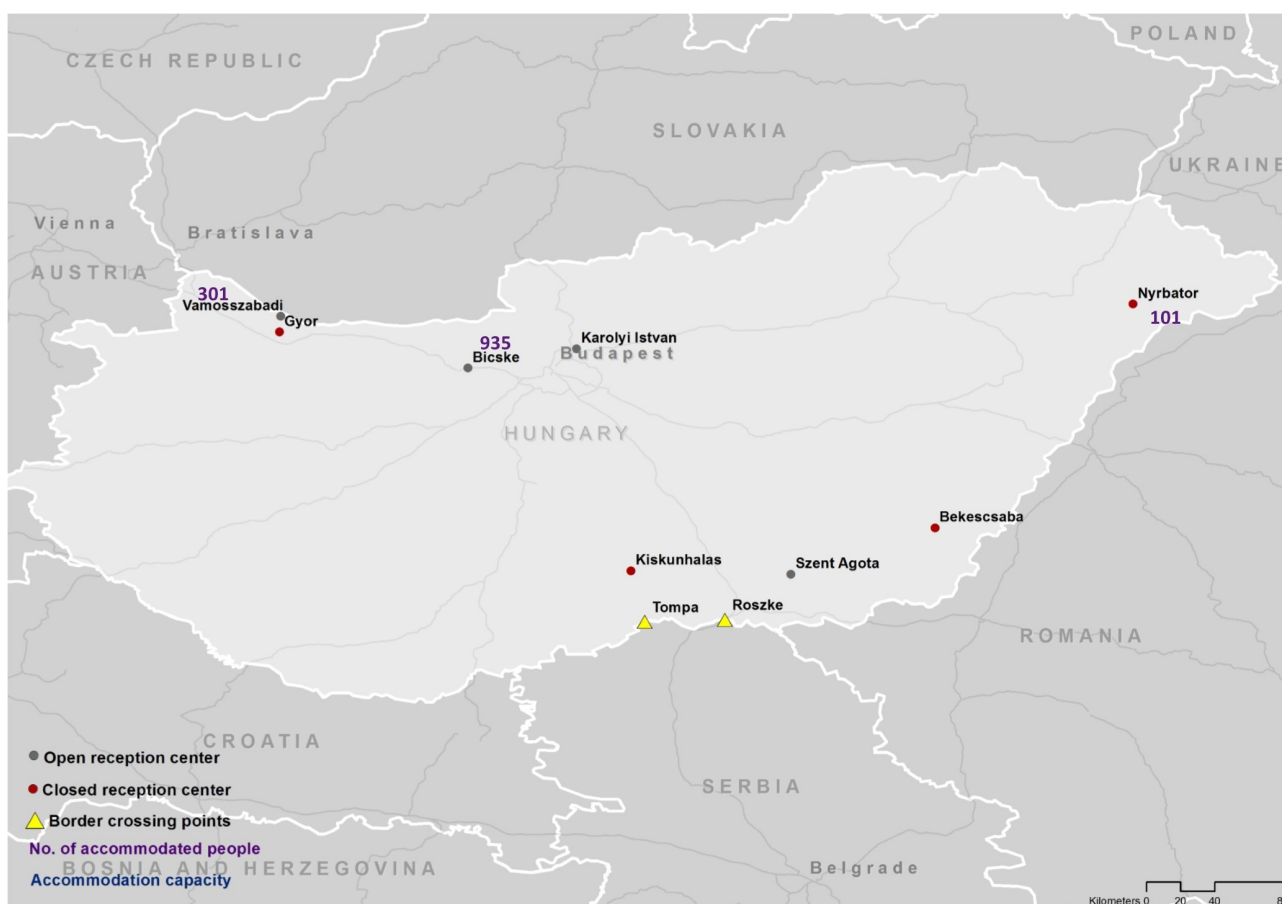
The Centre is run and managed by the Hungarian Office of Immigration and Nationalities. Vamosszabdi is an open Centre in which several NGOs are present mostly focusing on community building activities organized in cooperation with present social workers. The facility accommodates families, together with single female and male migrants and refugees. IOM visits the facility on a monthly basis as part of the EWIS and AVRR projects.

Apart from above listed reception Centres, there are also four Detention Centres located in Nagyfa, Nyirbator, Kiskunhalas and Gyor that are run by the Hungarian police.

NUMBER OF ACCOMMODATED MIGRANTS (as of April 19, 2016)		
Location	Capacity	Currently Accommodated*
Bicske Reception Centre	400	935
Vamosszabadi Reception Centre	216	301
Nyrbator Detention Center	N/A	102
total	616	1,338

\* estimations made by IOM

## Accommodation Facilities and Border Crossing Points



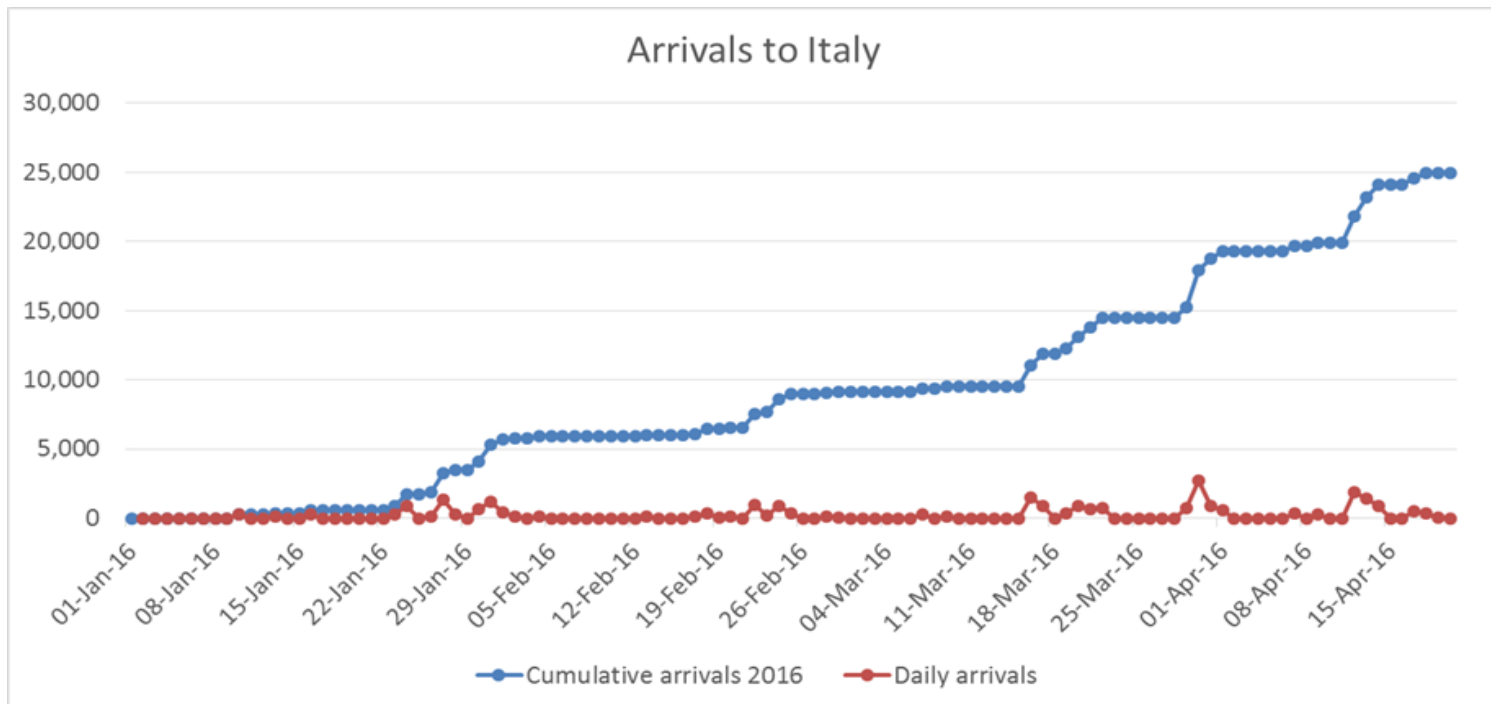
## 8. Italy



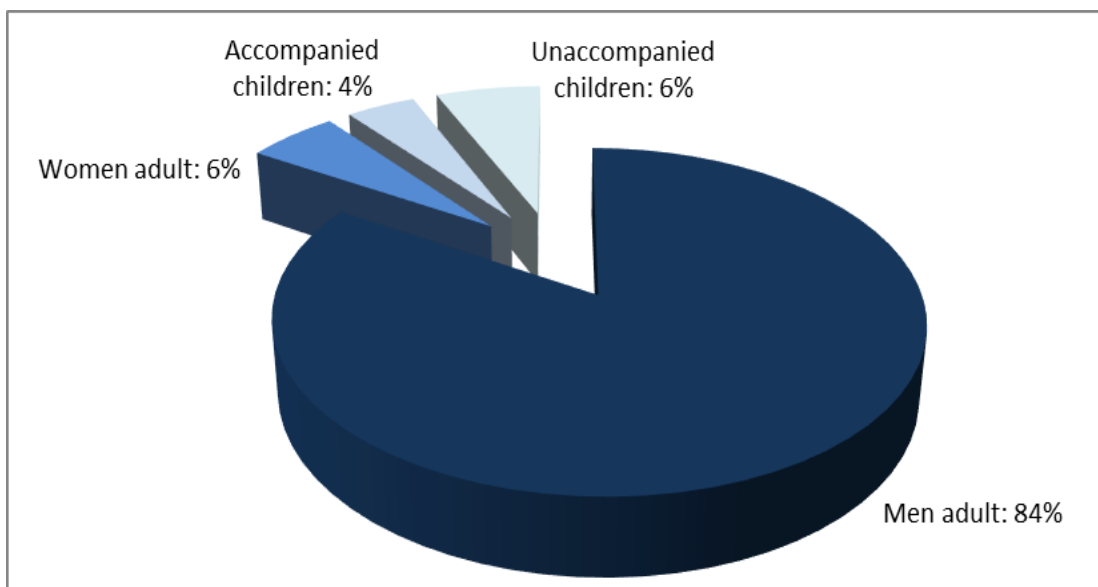
### Key Findings and Advanced Notifications

From 1 January 2016 to 20 April 2016, an estimated **25,325** migrants and refugees were registered arriving in Italy. These figures are reached by adding numbers circulated by the Ministry of Interior, which go up to 29 February 2016, to numbers of arrivals from 1 March 2016 onwards, which are estimated by IOM staff in the landing areas. At the end of each month, IOM data is adjusted according to the official figures provided by Italy’s Ministry of Interior. From 7 to 20 April 2016, IOM staff in the landing areas estimated that **2,155** migrants and refugees arrived, which is an increase from the previous week’s arrivals of **1,377** and a significant decrease from **3,765** arrivals two weeks ago.

### Cumulative arrivals by reporting date in Italy



### Demographic information of arrivals (from 1 Jan to 31 March 2016)





**Relocations:** To date, **1,425 individuals** have been relocated – **565 from Italy** (148 to Finland, 137 to France, 39 to Sweden, 18 to Spain, 20 to Germany, 24 to Belgium, 106 to Portugal, 50 to the Netherlands, 15 to Malta, 6 to Romania and 2 to Latvia). However, the target set by European Commission for the upcoming months to complete 6,000 relocations by April 16 was well underachieved. The next benchmark set is for 20,000 relocations by May 16.

The European Commission has made available an overview of Member States' support to the EU relocation mechanism. To date, 22 out of the 31 participating countries have promised to make places available, namely Belgium (30), Bulgaria (1,302), Cyprus (30), Czech Republic (30), Estonia (46), Finland (270), France (1,300), Germany (40), Ireland (50), Latvia (481), Lithuania (100), Luxembourg (150), Malta (131), the Netherlands (200), Poland (100), Portugal (1,642), Romania (515), Spain (200), Sweden (300), Liechtenstein (43), Switzerland (30) and Slovenia (40) with an overall number of only 7,030 places. You can find the overview

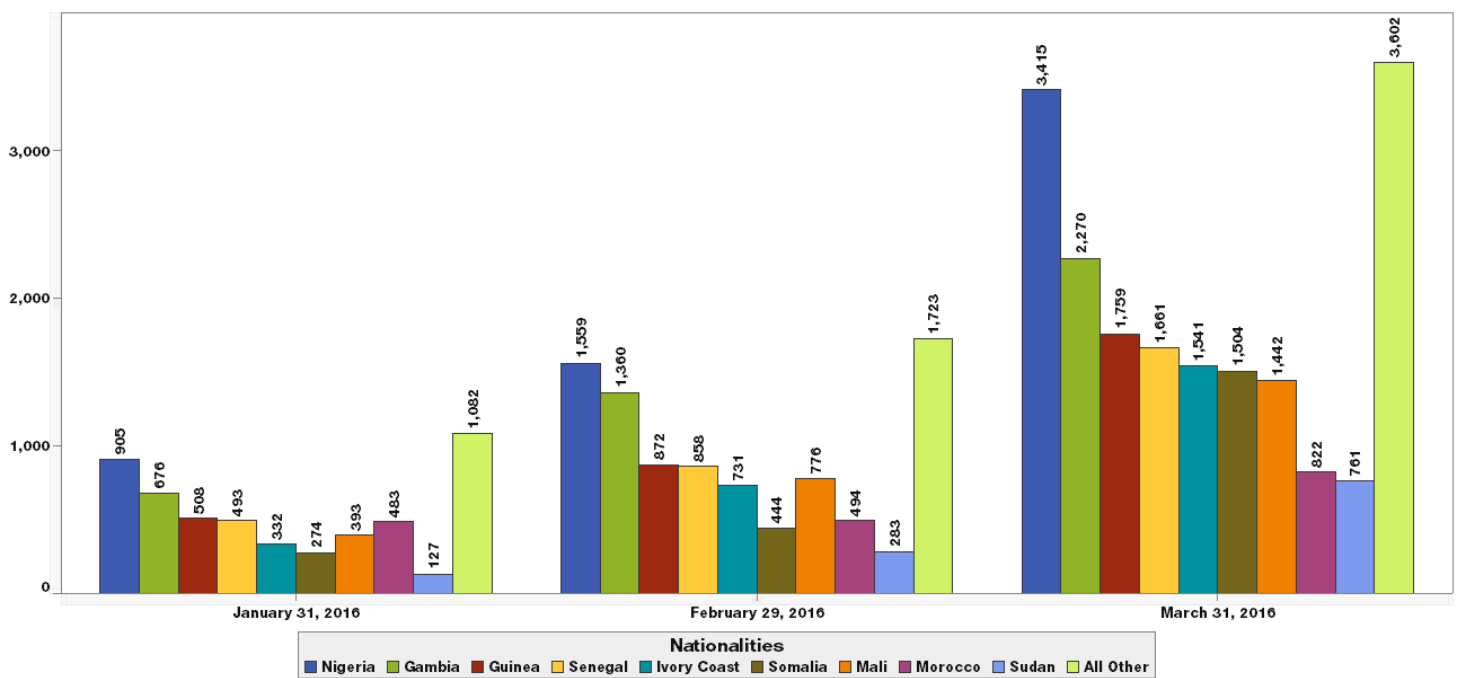
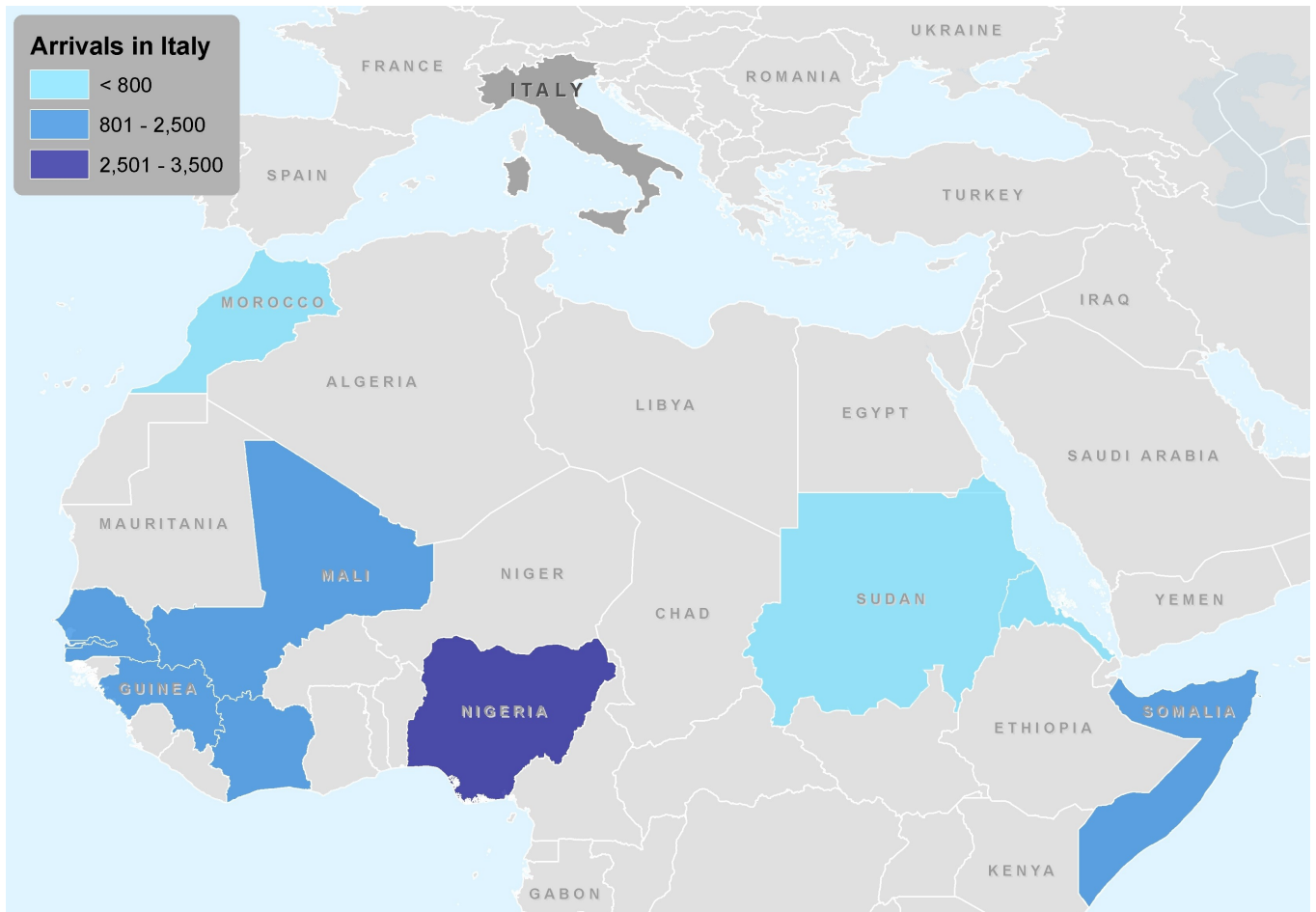
## Known entry and exit points

*Known entry points:* In the Channel of Sicily migrants are usually rescued in international waters and brought to the ports of Lampedusa, Sicily (Catania, Augusta, Pozzallo, Porto Empedocle, Trapani, Messina, Palermo) Calabria (Crotona, Reggio Calabria, Vibo, and others) or Apulia (mainly Taranto). Sometimes migrants are also brought to Sardinia (Cagliari), or Campania (Salerno).

*Known exit points:* Exit points are irregular and therefore little is known about them. IOM Italy estimates that most Syrians and Eritreans and many Sudanese tend to move on to other European countries within 24-48 hours after reaching Italy, while most Sub-Saharan Africans remain in Italy.



Cumulative arrivals by nationality of origin 2016 (from 1 Jan to 31 March 2016)



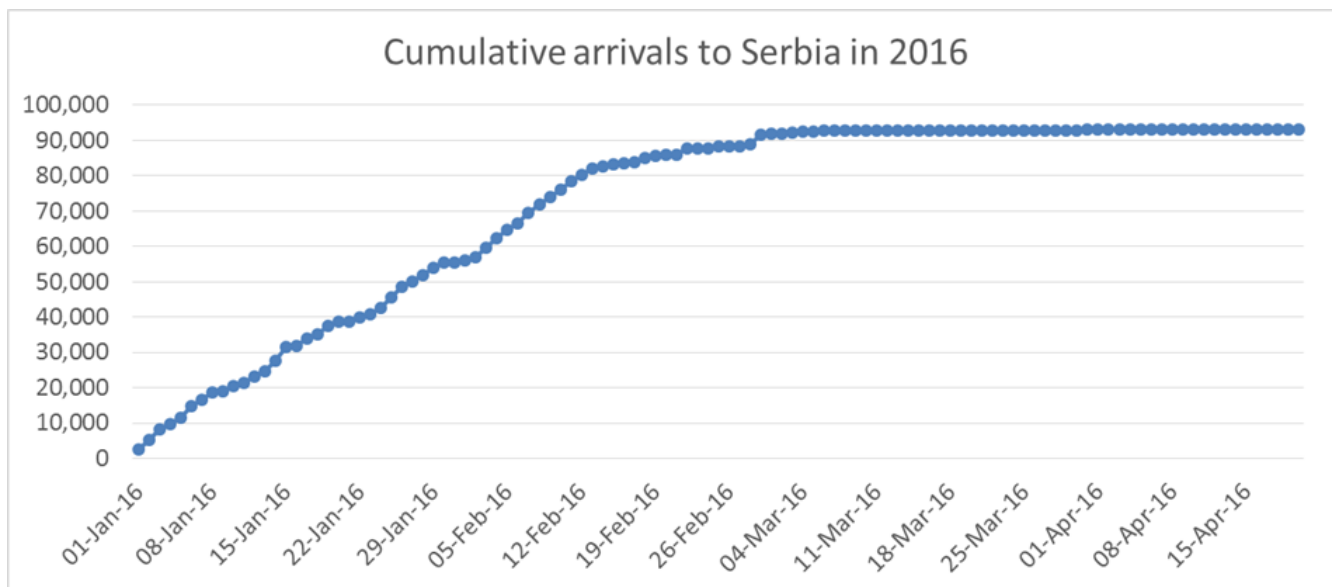


## 9. Serbia

### Key Findings and Advanced Notifications

**20 April** - Over the period from 07 March –20 April 2016 **no migrants and refugees were registered arriving in Presevo area—Serbia**. The total number of migrants that have entered the country since the start of the year is **92,991**.

However, arrivals to Hungary represent unregistered movements through Serbia, as confirmed by local sources. These movements are at least of **2,000** people of mostly migrants and refugees from Pakistan, Bangladesh and Afghanistan. Further information will be provided in the report of next week.



### Accommodation Facilities

Name of Accommodation Facility	Capacity	Currently Accommodating	Nationalities
Permanent Asylum Centre in Preševo	1,050	96	Syrians, Iraqi and Afghans
Šid (Centre, Principovac, Adasevci)	1,100	50	Syrians, Iraqi and Afghans
Dimitrovgrad	40	0	N/A
Krnjaca	500	34	Syrians, Iraqi and Afghans
Banja Koviljaca	100	19	Syrians, Iraqi and Afghans
Sjenica	250	8	Syrians, Iraqi and Afghans
Tutin	150	9	Syrians, Iraqi and Afghans
Bogovadja	200	0	N/A



## Transit Reception Centre in Preševo

With total capacity for **1,050** migrants and refugees, the Centre in Preševo operates as one-stop transit/reception Centre and a permanent asylum Centre; currently **96** migrants and refugees are accommodated there. The main nationalities present at the Centre are Syrians, Afghanis and Iraqis. It is located near the border with the former Yugoslav Republic of Macedonia and run by the Serbian Government's Working Group for Mixed Migration Flows. Services such as medical assistance and legal counseling are provided largely by NGOs who are operating there. Together with IOM, who is focusing on information sharing activities and AVRR counseling. Migrants and refugees appointed community leaders/representatives from each nationality to coordinate needed assistance and to communicate with the camp management officials. Prior to Preševo Centre, a pre-reception transit entry point **Miratovac** was established on the border with the former Yugoslav Republic of Macedonia with the capacity for **300-500 people**.

## Centre for Asylum Seekers Dimitrovgrad

The Centre in Dimitrovgrad is located on the border between Serbia and Bulgaria. It has a capacity of 40, and currently there are no migrants and refugees accommodated there. **Dimitrovgrad** is also **the main entry points** for migrants and refugees coming from **Bulgaria**.

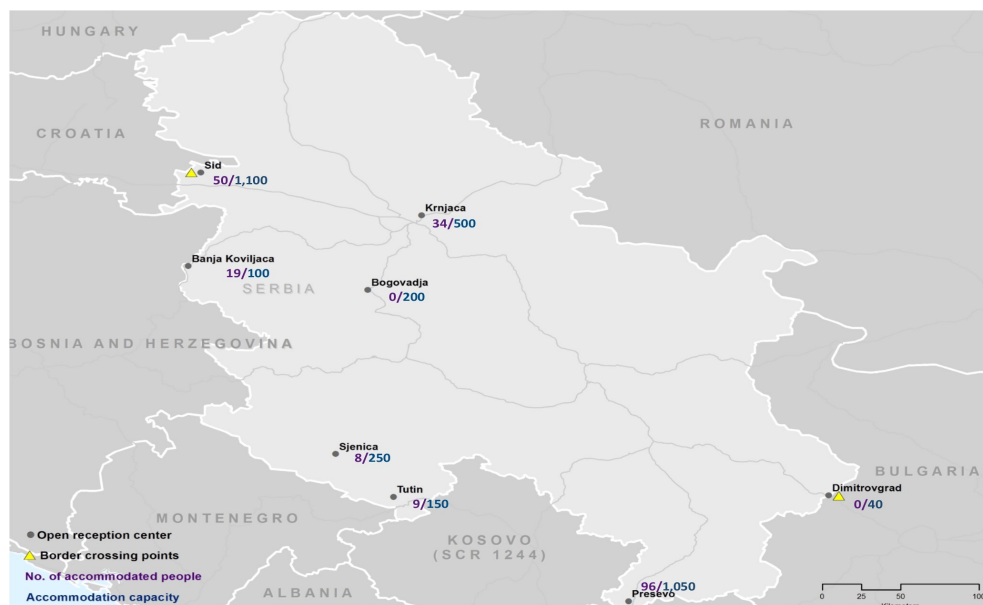
## Transit Reception Centre – Šid

Accommodation facilities in Šid are divided on three locations – Šid Centre, Adaševci and Principovac. Total capacity of all three premises is around **1,100** and is currently accommodating **50**. The main nationalities are Syrians, Afghans and Iraqis. Serbian Commissariat for Refugees and Migration is in charge of the Centre, and daily activities are coordinated with number of NGOs who are providing necessary assistance. IOM has a presence there, mostly regarding information sharing activities and AVRR counseling.

## Permanent Centres

There are five permanent Centres for asylum seekers in **Krnjača**, **Banja Koviljača**, **Sjenica**, **Tutin** and **Bogovađa**. All Centres are run by Commissariat for Refugees and Migration. As of 20 April, total number of **70** migrants and refugees were accommodated in these facilities.

## Accommodation Facilities and Border Crossing Points

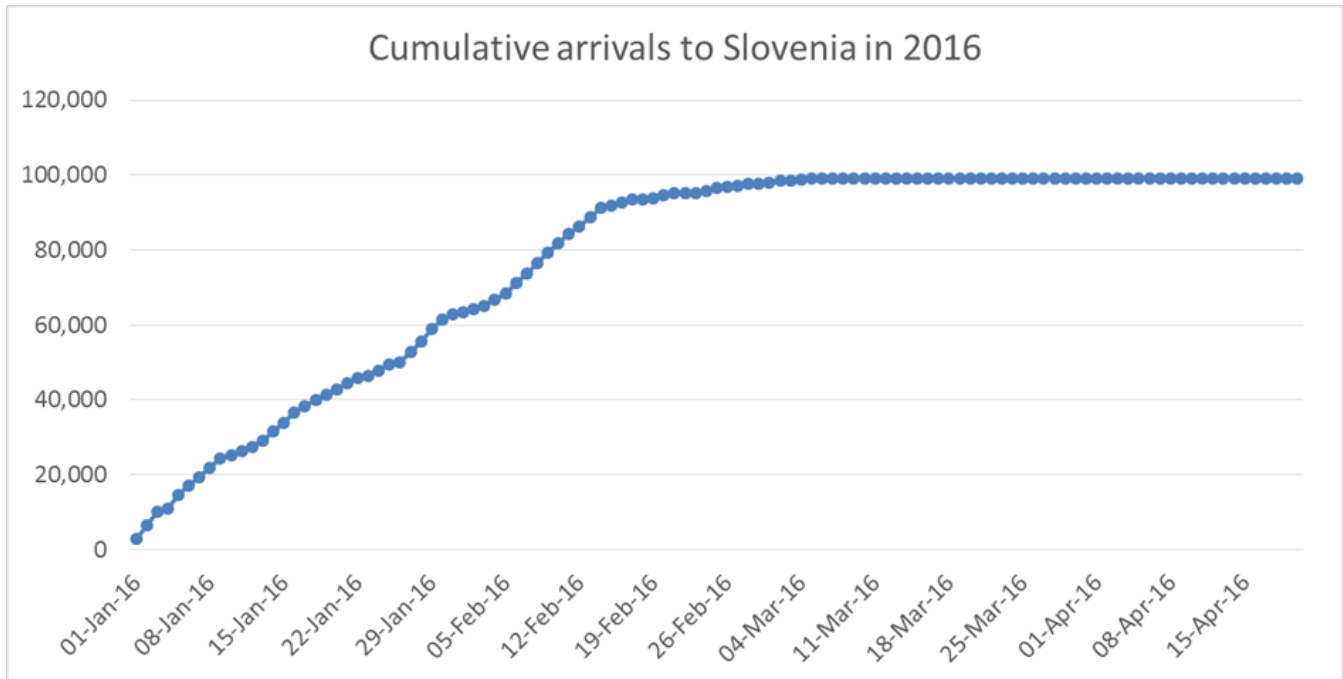




## 10. Slovenia

### Key Findings and Advanced Notifications

**19 April**—Since the start 2016, a total of **99,187** migrants and refugees have been registered entering Slovenia. From 23 March to 19 April 2016, there were **no registered arrivals**.



### Accommodation Facilities (as of April 20)

Name of Accommodation Facility	Capacity	Currently Accommodating	Nationalities
Asylum Centre Ljubljana Vič	200	199	Syrians, Afghans, Iraqis and Iranians.
Department AC Kotnikova	90	68	Syrians, Afghans, Iraqis and Iranians.
Department AC Logatec	200	27	Syrians, Afghans, Iraqis and Iranians.
Aliens Centre Postojna	340	35	Syrians, Afghans, Iraqis and Iranians.
Aliens Centre Department Vrhnika	900	0	Syrians, Afghans, Iraqis and Iranians.
<b>TOTAL</b>	<b>1,730</b>	<b>329</b>	
<b>Under Construction</b>			
Aliens Centre in Črni Les	200	N/A	N/A



There are five accommodation facilities in Slovenia. Three main Centres are Asylum Home in Ljubljana (which consists of three premises on different locations in Ljubljana), Centre for Foreigners –Postojna and Aliens Centre Department Vrhnika. The total capacity of the Centres is **1, 730**, currently, accommodating **329** migrants and refugees. Migrants and refugees who started the procedure for international protection are accommodated in the premises of the Asylum Centre in Ljubljana, while the Centre for Foreigners-Postojna is the facility for migrants and refugees in return procedure. According to the report published by the Slovenian Ministry of Interior, **9** migrants and refugees are accommodated in the Youth Crisis Centre, and additional **10** are internally displaced.

### Asylum Centre Ljubljana Vič

Accommodation facility with a full capacity of **200**, currently accommodating **199** migrants and refugees. It is composed of 6 premises: for families, single men, unaccompanied minors, single women, persons with special needs and one for people with restrained movement. The facility is run by the Ministry of Interior. The main nationalities accommodated there are Syrians, Afghans, Iraqi and Iranians. The migrants and refugees accommodated there have access to Slovenian language classes, sport activities, creative workshops for children and adults etc. There are also psychosocial activities implemented by Department of asylum and different NGOs. Legal counselling is offered by a specialized NGO, PIC – Legal-information Centre.

### Department AC Kotnikova

Asylum Centre Department at Kotnikova has a capacity of **90**. As of April 20, **68** migrants and refugees are accommodated there, mainly Syrian, Afghan, Iraqi and Iranian nationals.

### Department AC Logatec

Accommodation facility with a full capacity of **200**, currently accommodating **27** migrants and refugees. The facility is intended to accommodate families. Main nationalities accommodated are Syrians, Afghans, Iraqis and Iranians.

### Aliens Centre Postojna

The accommodation facility was in the past army barracks. The full capacity of the facility is of **329**, currently accommodating **35** persons in return procedures. The main nationalities are Syrians, Afghans, Iraqis and Iranians. Migrants here do not have free movement, it is only granted in exceptional cases.

### Aliens Centre Department Vrhnika

The accommodation facility has a full capacity of **900**, with no migrants and refugees currently accommodated there. The facility is destined for persons in return procedures. The main nationalities are Syrians, Afghans, Iraqis and Iranians. Food services are provided by NGOs as well as the Slovenian army. IOM offers psychosocial support through a psychologist, a social worker and Arabic interpreter. Due to the decrease in numbers of accommodated persons, the organizations present are downsizing their activity. Migrants are free to exit the Centre for in-country travel, however they have to inform the police about their itinerary.

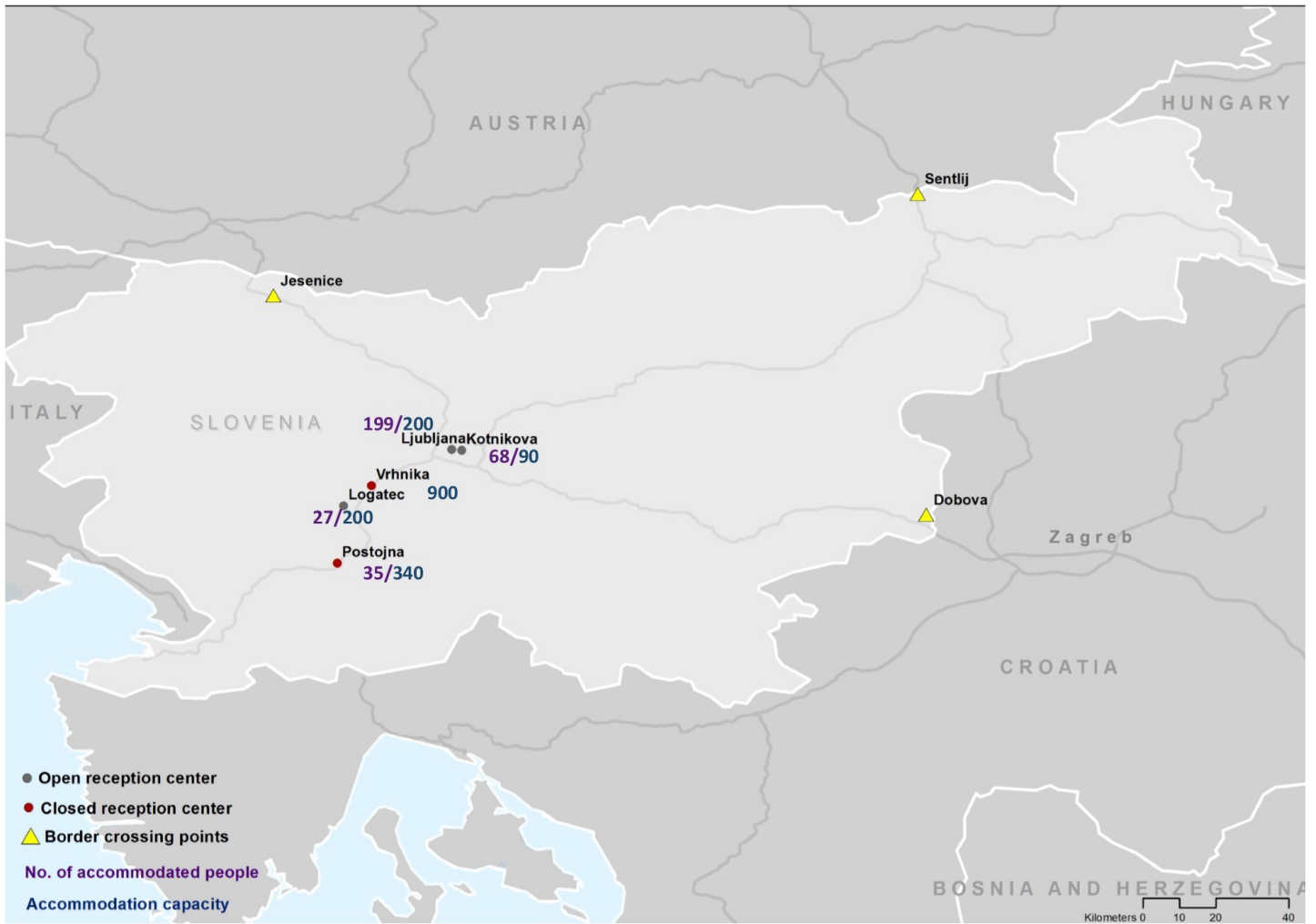
### Temporary transit camps

Until the beginning of March and the closure of the Western Balkan route, three more camps were operational in Slovenia, located around main entry and exit points. The camp in **Dobova**, the **main entry point**, served for accommodating migrants and refugees who were arriving from Croatia. Two other camps were located next to **main exit** points toward Austria-**Jesenice and Sentilj**.





### Accommodation Facilities and Border Crossing Points





## 11. Spain

Spain has been one of the main entry points to Europe for the past decades, in particular through the two North African enclaves of Ceuta and Melilla. Until 2013, the large majority of migrants and refugees using the western Mediterranean route was composed of nationals from African countries. However, this trend has progressively changed in 2014 when Syrian nationals comprised 30% of all registered arrivals to Ceuta and Melilla.

In its annual report on irregular migration dated May 2015, the Ministry of Interior of Spain indicates that out of the 7,485 migrants and refugees who entered Ceuta and Melilla in 2014 (representing an increase of 77% in comparison with 2013), 3,305 (44%) were coming from Syria. See full presentation [here](#).

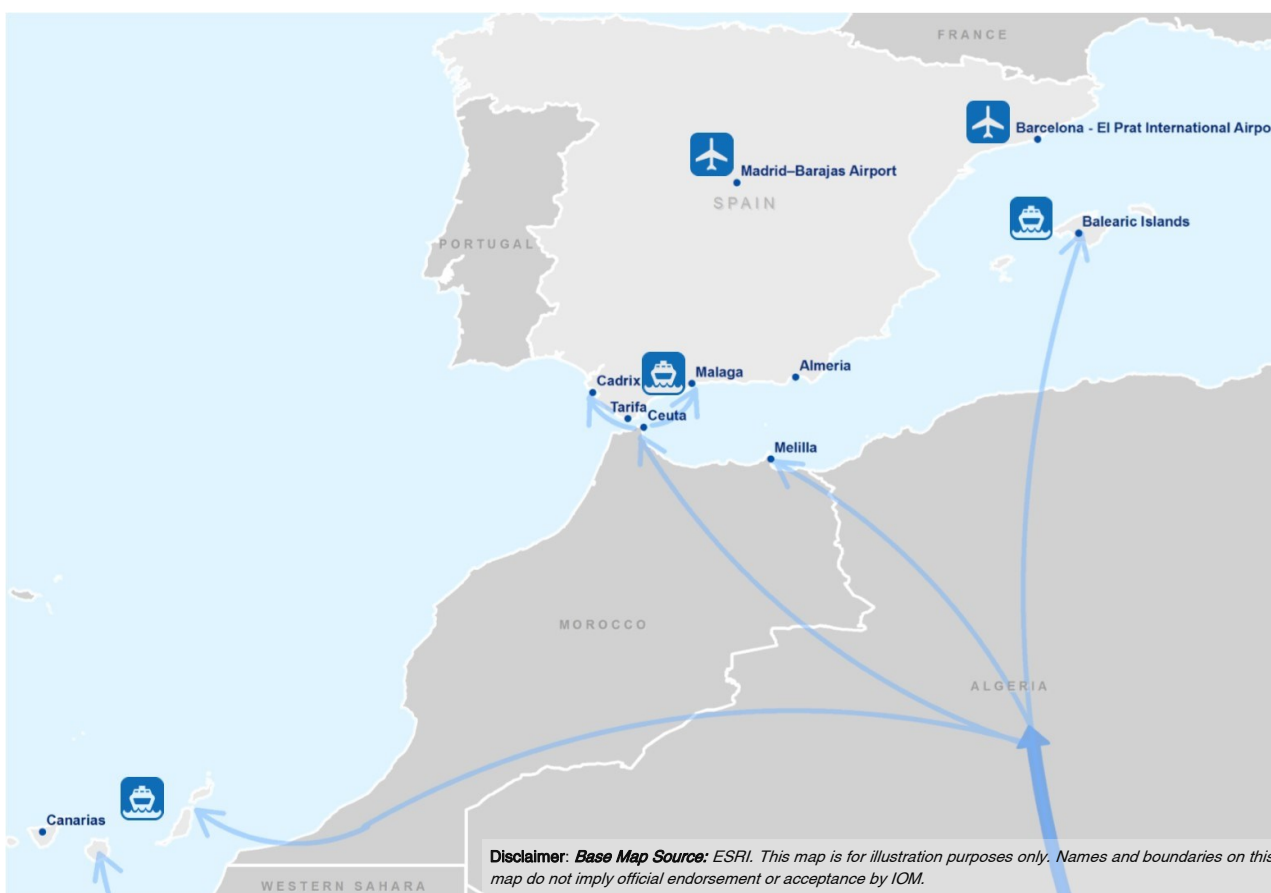
**Numbers:** the number of migrants who entered Spain in 2015 remains unclear. IOM Spain indicates that, 3,845 migrants entered the country, up to 20 October 2015. 2016 figures are unavailable. As of April 2016, the total number of migrants and refugees arriving to Spain is **2,060**. Out of these, 997 arrivals were registered on the land border and 1,063 are registered as arrivals by sea. At the time of writing this report, no information was available regarding demographics.

### Main known entry points:

Known entry points by air—Barajas and El Prat airports. The majority of migrants obtain a tourist visa through Madrid and Barcelona and enter regularly through Barajas airport, then overstaying their visa

Known entry points by land—Melilla and Ceuta

Known entry points by sea—Canary Islands and Balearics





## 12. Turkey

### Background and latest figures

In Turkey the systems for thorough data collection have not yet been established, with the only available information being provided by the Turkish Coast Guard. As of 11 April 2016, The Turkish Coast Guard had apprehended **24,056** irregular migrants and had registered **173** fatalities for 2016. The breakdown by month of the apprehensions can be found on the next page. These figures only include those apprehended and rescued by the Coast Guard; actual numbers of migrants and refugees departing Turkey by sea are in fact much higher than this.

As per IOM staff, officials from the Turkish Directorate General for Migration Management arrived to the Greek Islands to observe the implementation of the Agreement between Turkey and the European Union (March 18). Specifically, six of them will operate on Chios, eight on Lesbos, five on Samos, three on Leros and three on Kos.

**4 April**—202 migrants and refugees, composed mostly of Afghans, Pakistanis, Indians, Bangladeshis and Sri Lankans—were readmitted from Lesbos and Chios islands of Greece to Dikili with the help of the Turkish Coast Guard (TCG). Regarding gender composition, the vast majority were male including a small yet, acknowledgeable number of families. Once in reception area in Dikili, finger prints are taken—taking up to two hours—and consequently, non-Syrians are transported to a removal centre in Kırklareli by bus (cite ASAM). The two Syrians among this group were transported to Osmaniye Düziçi Camp in order to be pre-registered to the ends of benefiting from medical services and will be fully registered one month later.

**18 April**—124 more migrants and refugees, primarily Pakistani and Afghan nationals, were readmitted from Lesbos to Turkey. Read more [here](#).

### Cumulative rescues and apprehensions by reporting date in Turkey

Mediterranean Developments-Rescues/Apprehensions by Turkish Coast Guard Statistics for 2016*				
Months	Number of Cases	Number of irregular migrants	Number of deaths	Number of organizers
January	135	5,506	103	16
February	182	8,747	38	25
March	177	8,530	32	12
April	27	1,273	-	1
<b>Total</b>	<b>521</b>	<b>24,056</b>	<b>173</b>	<b>54</b>

\*As of 21 April 2016

### Known entry and exit points

*Known entry points by land:* Hatay, Kilis, Şanlıurfa (from Syria), Silopi, Çukurca (from Iraq), Şemdinli, Yüksekova, Başkale, Ağrı, Doğubeyazıt (from Iran)

*Known entry points by air:* Istanbul Ataturk, Istanbul Sabiha Gokçen, Antalya, Esenboğa Ankara (from third countries)

*Known readmission points by sea:* Dikili (from Lesbos, Chios and Küçükuyu), Çeşme Ulusoy

*Known exit points by sea:* Çeşme, Ayvalık, Didim, Bodrum, Küçükuyu (Locations close to Lesbos, Samos, Chios, Symi, Kos and Rodos)

*Known exit points by land:* Edirne (to Greece and Bulgaria), Kırklareli (to Bulgaria)

*Known exit points by air:* Istanbul Ataturk, Istanbul Sabiha Gokçen (to certain EU MS)

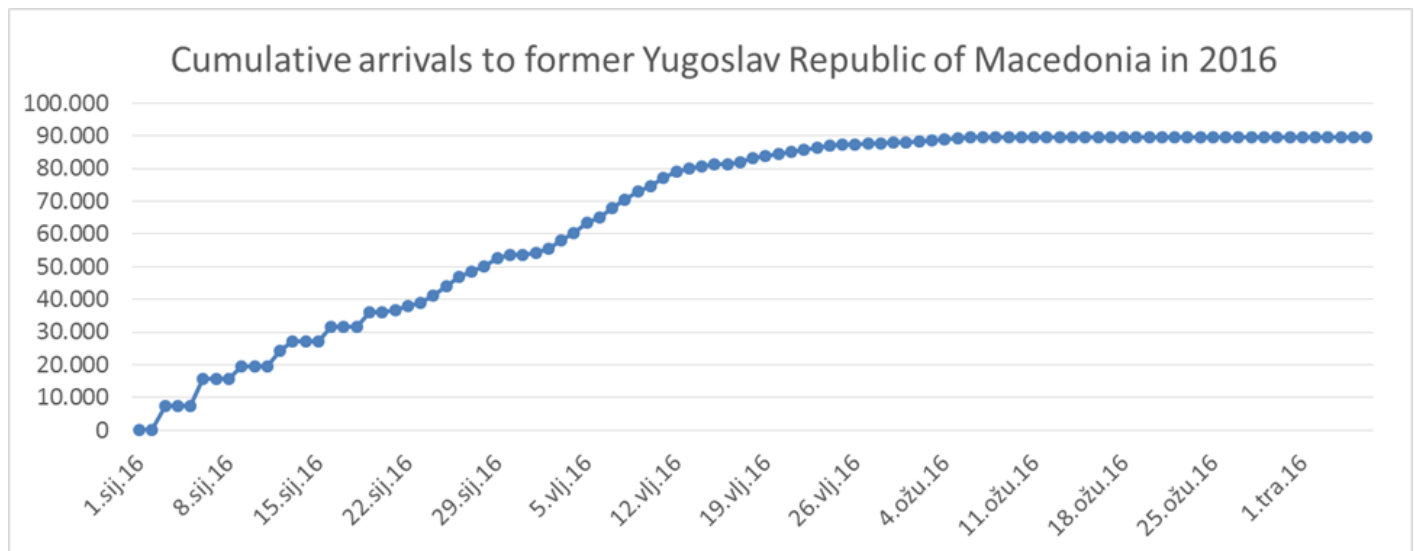


## 13. The former Yugoslav Republic of Macedonia

### Key Findings and Advanced Notifications

From 7 to 20 April, 2016 no migrants and refugees were registered arriving in the former Yugoslav Republic of Macedonia. Since the beginning of 2016, a total of **89,623** migrants and refugees have entered the country.

### Cumulative arrivals by reporting date in the former Yugoslav Republic of Macedonia



### Accommodation Facilities (as of 19 April 2016)

Name of Accommodation Facility	Capacity*	Currently Accommodating	Nationalities
“Vinojug” Transit Centre—Gevgelija (Greece—fYR of Macedonia Border)	1,100-1,200	128	84 Syrians, 37 Iraqis and 9 Afghans
Tabanovce Transit Centre (fYR of Macedonia—Serbian Border)	1,100	750	Afghans, Iraqis and Syrians. A few Lebanese, Iranians and Pakistanis.

\*Capacity is approximate and subject to change

### Demographic information on arrivals in 2016

Arrivals - demographic information, as per registered caseload 01 January 2016 – 19 April 2016		
Demographic group	Number of arrivals	Percentage
Male	35,381	39%
Female	19,617	22%
Accompanied children	34,399	38%
Unaccompanied children	226	0%
<b>Total</b>	<b>89,623</b>	<b>100%</b>

Arrivals by nationality, as per registered caseload 01 January 2016 – 19 April 2016		
Main Nationalities	Number of arrivals	Percentage
Syria	44,737	50%
Afghanistan	26,546	30%
Iraq	18,337	20%
Other nationalities	3	0%
<b>Tot. All nationalities</b>	<b>89,623</b>	<b>100.0%</b>



## TRANSIT CENTRE VINOJUG

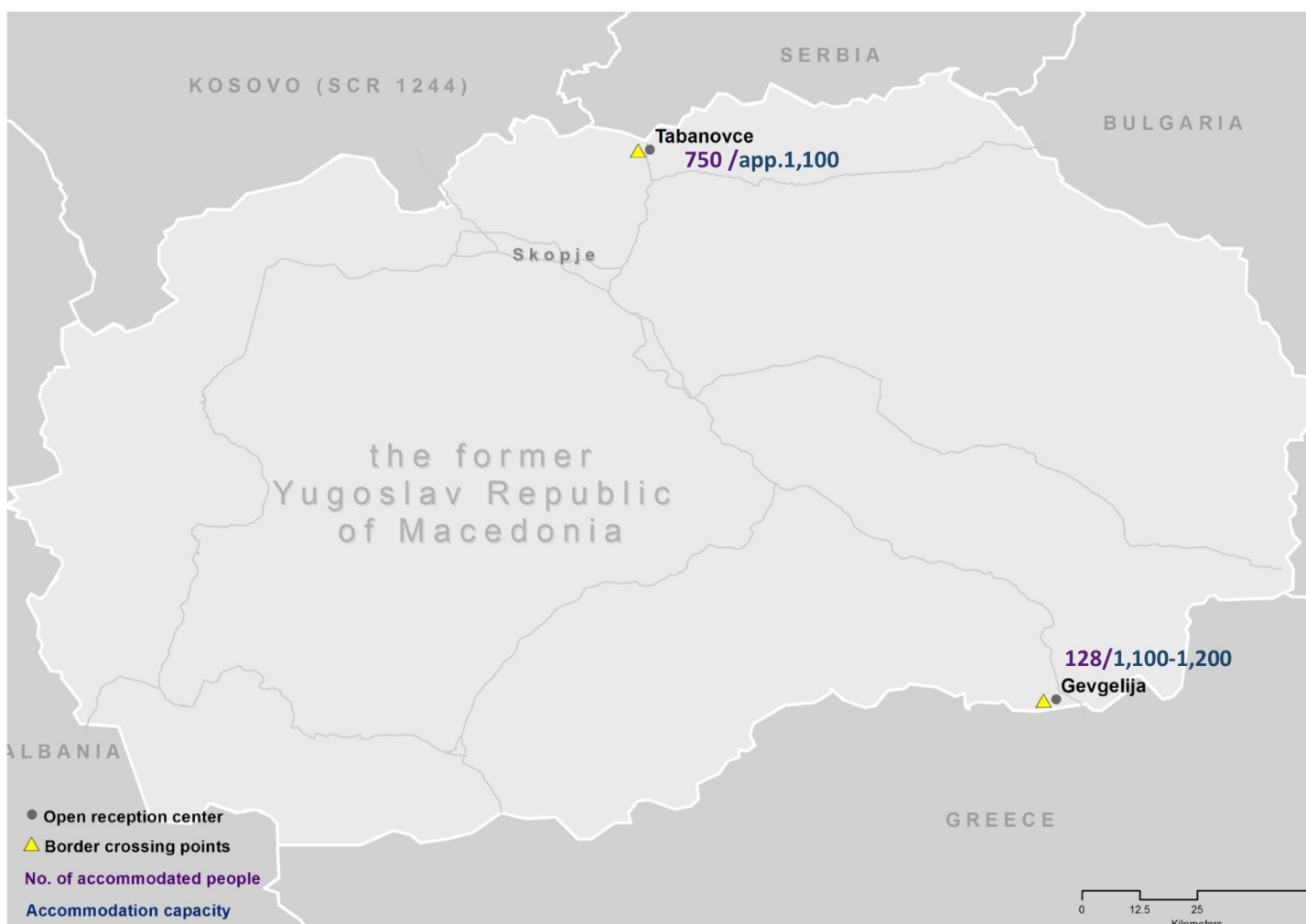
Accommodation facility located close to the Greek border in Gevgelija region, has a full capacity of approximately 1100-1200. Currently it accommodates **128** Syrian, Iraqi and Afghani nationals.

Until the beginning of March, prior to changes in the border regimes along the Western Balkans route, the “Vinojug”, Gevgelija Centre was **the main entry point** for migrants who were coming from Greece. In this transit Centre migrants and refugees who expressed intention to seek asylum in the country were registered and processed. After this procedure migrants and refugees spend up to several hours in the Centre before taking the train or other transportation to the northern border with Serbia.

## TABANOVCE TRANSIT CENTRE

Accommodation facility located close to the Serbia border in Tabanovce region, has a full capacity of approximately 1,100. Currently it accommodates app. **750** migrants and refugees. The main nationalities are Afghans, Iraqis and Syrians; there are also a few Iranians, Pakistanis and Lebanese.

Until the beginning of March, Tabanovce Transit Centre, was the main exit point for migrants and refugees who were heading to Serbia. Migrants and refugees were staying in the camp for a short period of time before continuing their journey toward Serbia.



## 14. The Northern Route



### Norway

During 2015, the flows of migrants arriving in Norway have significantly increased in comparison with the previous years, in particular during the course of the summer. The flows started decreasing at the end of November 2014 following various policy and border control measures taken by Norway and Russia. Read full official immigration report [here](#). In 2015, **31,145** people applied for asylum in Norway. Read more [here](#).

According to local IOM staff, as of 6 April 2016, there are no officially reported number of stranded migrants. Upon their arrival, migrants are applying for asylum and are then placed in asylum reception centres. At the moment there are very few arrivals in Norway; in the first three months of 2016, **942** migrants and refugees arrived, a slight decrease compared to **1,670** in the same period last year. Read more [here](#)

BREAKDOWN BY NATIONALITY January-March 2016	
Syria	166
Afghanistan	156
Iraq	83
Eritrea	73
Somalia	56
Ethiopia	53
Others	355
<b>Total</b>	<b>942</b>

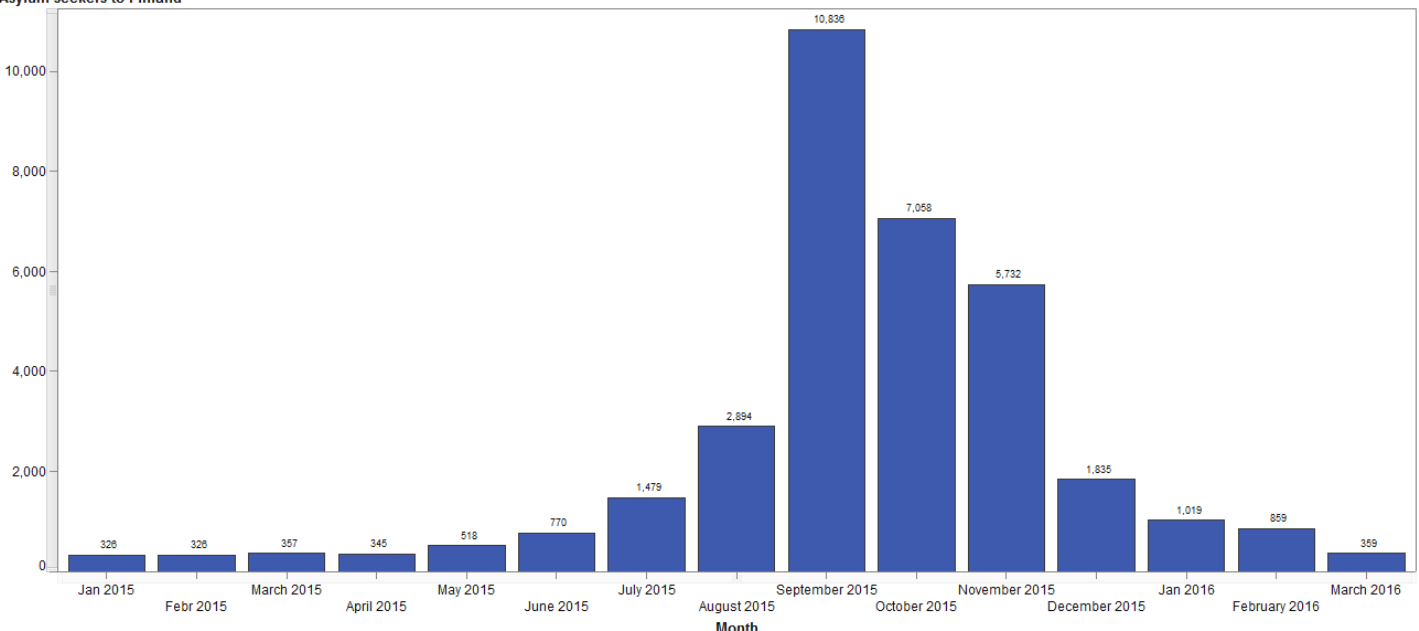
### Finland



23 March—Following the high level meetings between the Finnish and Russian Prime Ministers and presidents, the border crossings of Salla and Raja-Jooseppi may only be used by Finnish, Russian and Belarussian citizens and their family members. The provision aims to prevent irregular migration across the Finnish-Russian border. Read more [here](#).

According to the Finish Border Guards, in the first 2 months of 2016 there was a total of **1,063** arrivals through the eastern border. A majority of arrivals come now through ships/ferries from Sweden as well as some cases through the land border with Sweden and by air.

Asylum seekers to Finland



## Russia



Of the 5,440 migrants and refugees who entered Norway from Russia in 2015, it remains unknown how many of these came to Russia from their countries of origin in the last year, and how many had previously entered Russia by plane with tourist, business, or transit visas. To date, establishing a mechanism to distinguish these groups has proved challenging. According to data IOM Moscow was able to collect from various experts and sources, in 2015 there were an estimated 12,000 Syrians in Russia. Of these, approximately 5,000 are considered members of the diaspora who have been legally residing in Russia for some time and have business interests in the country.

The below tables are official figures provided by the Russian government entity responsible for migration, the Russian Federal Migration Service (RFMS). As of 04 February 2016, Russia had registered the following numbers of Afghans, Syrians, Iraqis, and Pakistanis with a temporary legal status in Russia (work or tourist visas). Information on when these migrants and refugees first entered Russia was not available at time of writing. Previous reports of an estimated 12,000 Syrians living in Russia included both these temporary migrants and refugees, as well as those who have lived long enough in Russia to obtain citizenship:

- 7,958 Afghan nationals
- 7,096 Syrian nationals
- 4,960 Iraqi nationals

Asylum Applications by Nationality 2015 as of 31 December 2015	Applied	Granted
Afghanistan	360	15
Syria	337	0
Iraq	17	0
Pakistan	8	0

Temporary Asylum Applications by Nationality for 2015	Applied	Granted
Afghanistan	553	220
Syria	1,124	695
Iraq	32	5
Pakistan	9	1

Total number of nationalities of interest registered in Russia as of 31 December 2015	With Refugee Status	With Temporary Asylum Status
Afghans	352	572
Syrians	2	1,302
Iraqis	1	0
Pakistan	0	3

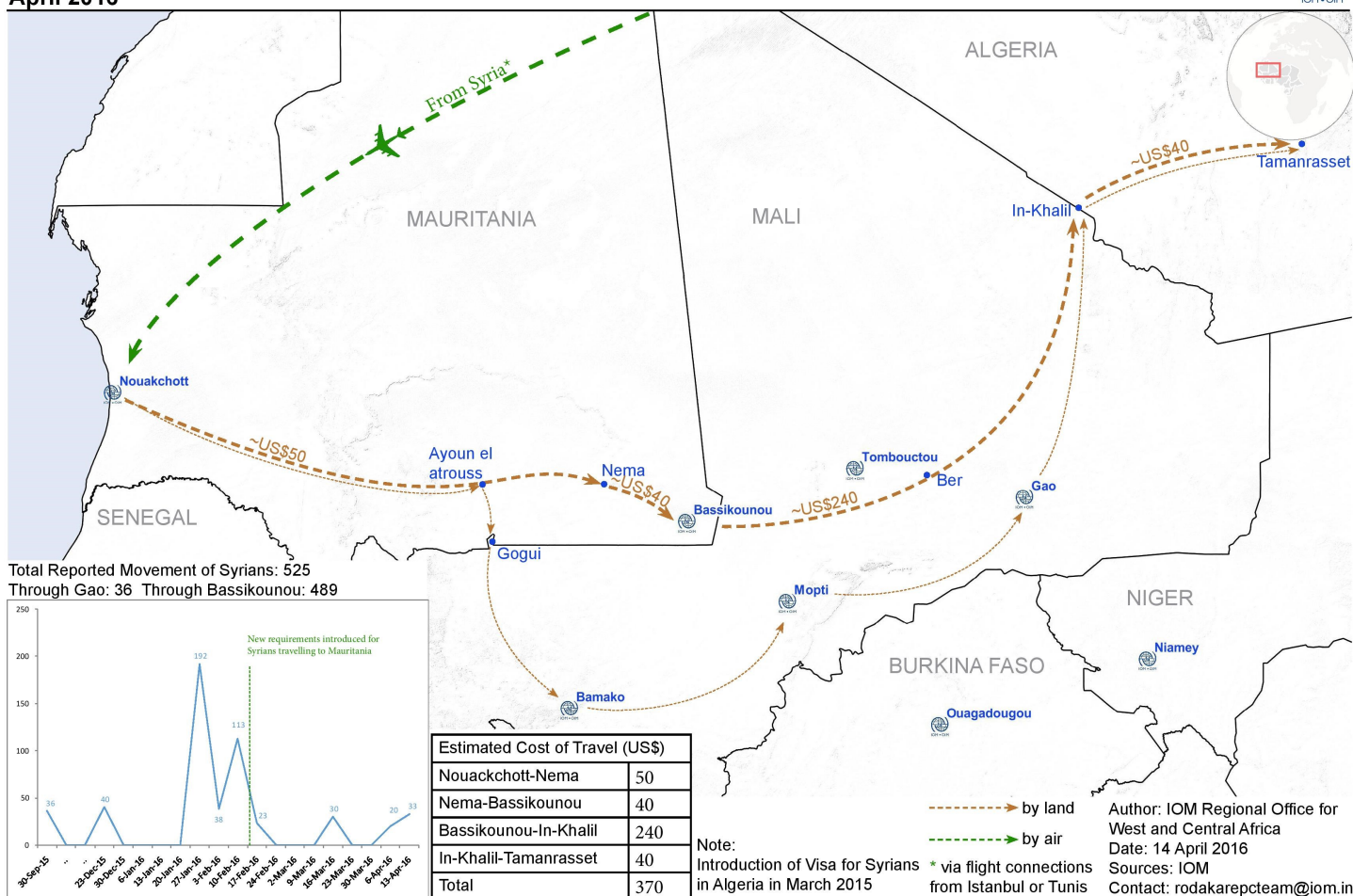
## 15. The Central Mediterranean Route

The Central Mediterranean route has been had longstanding popularity, particularly among migrant workers from Western Africa attempting to reach Northern African countries and Europe. According to Frontex in 2014, 170,760 migrants and refugees were detected along the route, dropping to 153,946 in 2015. A significant contributing factor to this significant decrease was the shift of Syrians to the Eastern Mediterranean route, attempting to enter Europe through Spain or Italy.

Since Algeria imposed strict visa requirements for Syrians travelling to Algeria in March 2015, the flow of Syrians by plane to Algiers has greatly decreased. As a result, many Syrian nationals have opted for a different route – flying directly to West African capitals. Of recent, it has been confirmed that visa requirements have not been introduced in Mauritania but certain requirements, including the contact of a person who is already residing in Mauritania, are now mandatory and have prevented a majority of Syrians to embark on any airline. Since the introduction of this new requirement on 11 February 2016, flows have decreased but stabilized to an average of 25 Syrians being registered at each point in Bassikounou weekly.

The total number of Syrians that have been registered by IOM in Bassikounou, Mauritania and Gao, Mali between September 2015 and April 2016 is **525 individuals** and the average cost of the trip by road from Nouakchott to Tamanrasset in Algeria – via Bassikounou – amounts to **USD 370**.

Syrian crisis - Syrian Movements Registered in Bassikounou, Mauritania and Gao, Mali by IOM April 2016







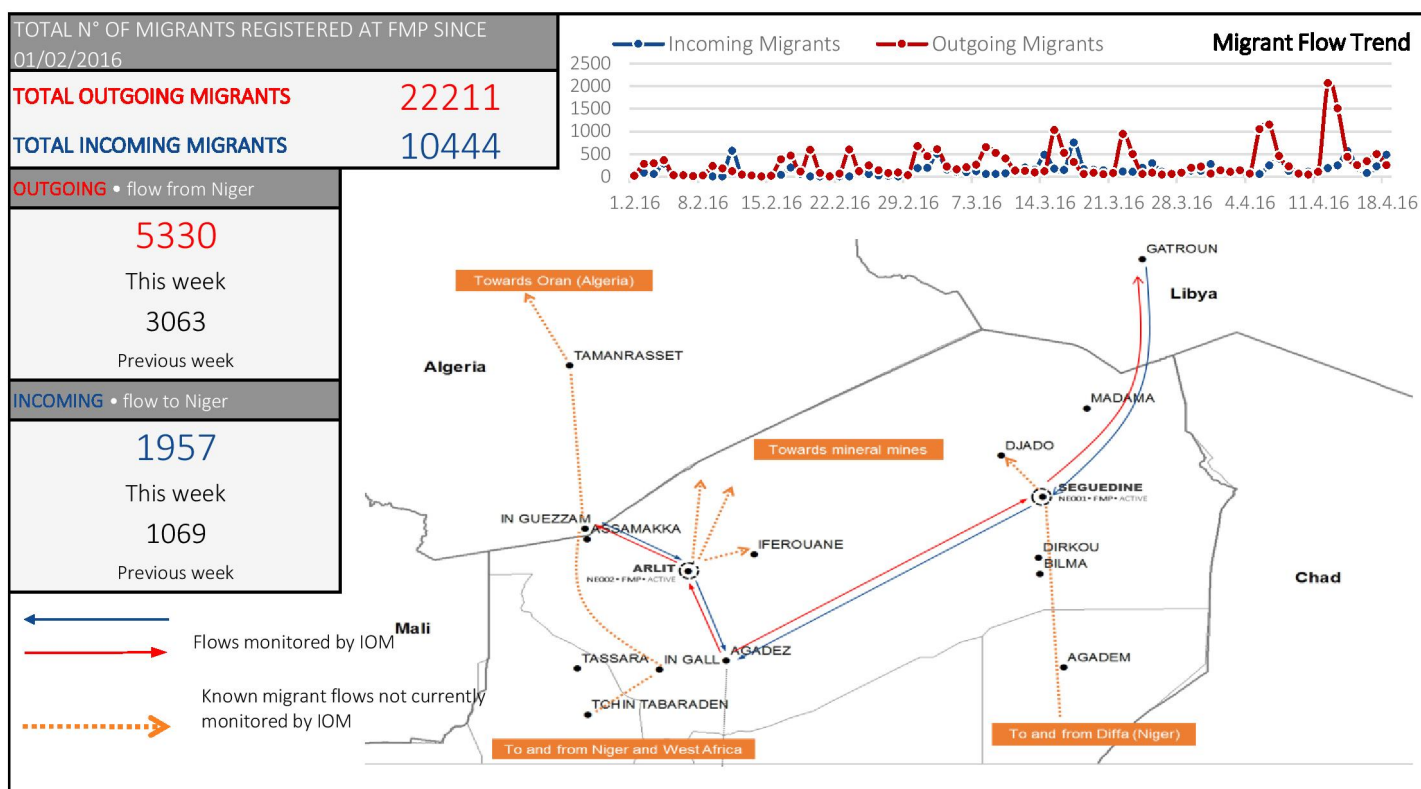
## Niger

Niger stands at an important crossroads for migration between North and West Africa, not only as a key transit point to the North (and possibly, to Europe) but as a destination country itself. The gold mines of Djado and Arlit as well as the uranium and oil deposits of Arlit and Diffa respectively attract a significant and steady flow of individuals seeking economic opportunities. Yet, no matter the motive or destination of migrants, the route is not without risk – migrants can encounter hijackers, traffickers and terrorist activities in addition to the vulnerabilities associated with desert conditions (dehydration and prolonged heat exposure).

In acknowledgement of these dangers, IOM has been monitoring migrant flows in two key points since **February of 2016 in Séguédine and Arlit**. The former, Séguédine, represents a crucial point for migration to and from Libya and involves crossing extended, isolated stretches of desert in the before mentioned adverse climactic and safety conditions. Arlit stands as a key migration hub for those heading to Algeria and for those seeking economic opportunities in the mining industry along the border with Algeria.

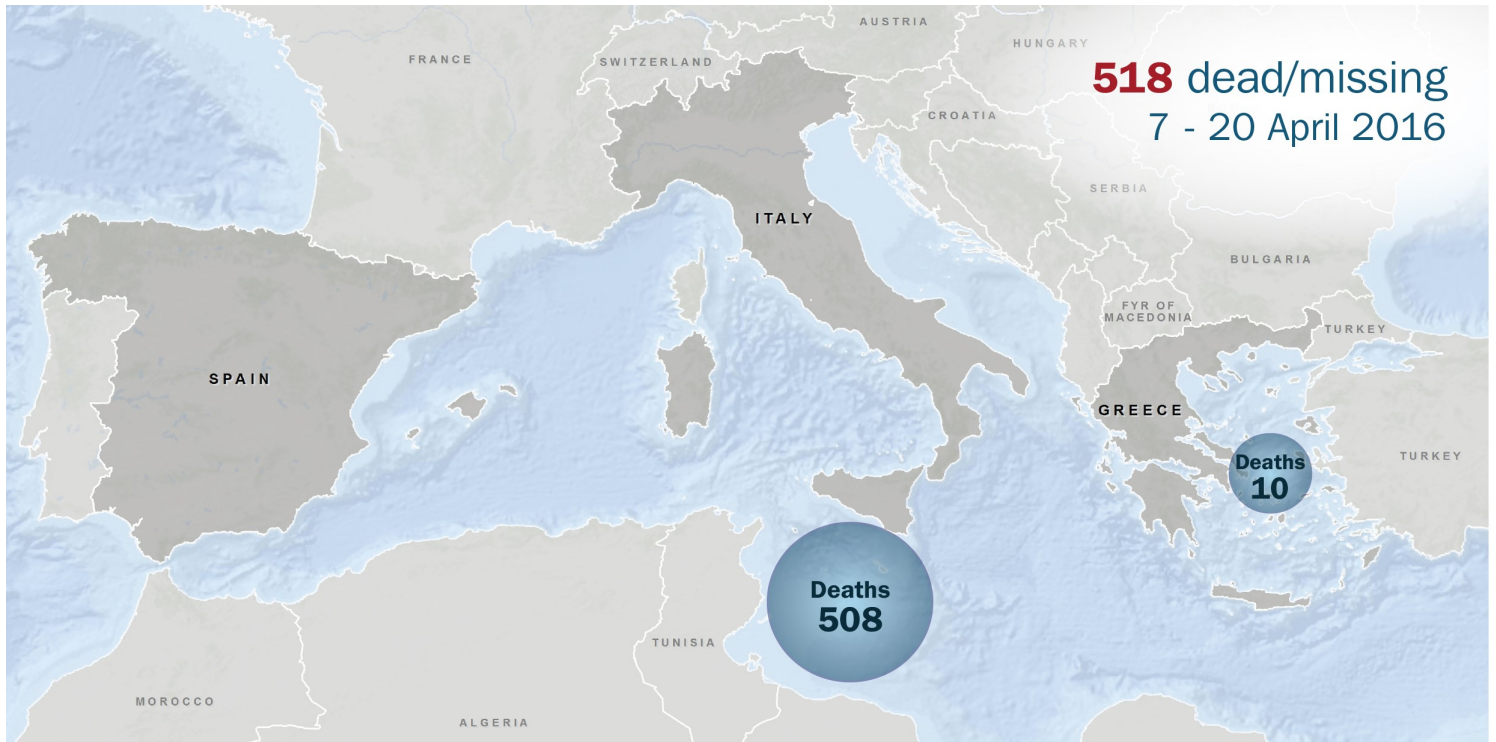
From the beginning of IOM’s flow monitoring activities in the nation to 18 April, there have been a total of 22,211 outgoing and 10,444 incoming migrants registered at flow monitoring points. As is evident, the large majority of migration is outgoing.

### Flow Monitoring trends at Arlit and Séguédine flow monitoring points *(reporting period: 12-18 April 2016)*

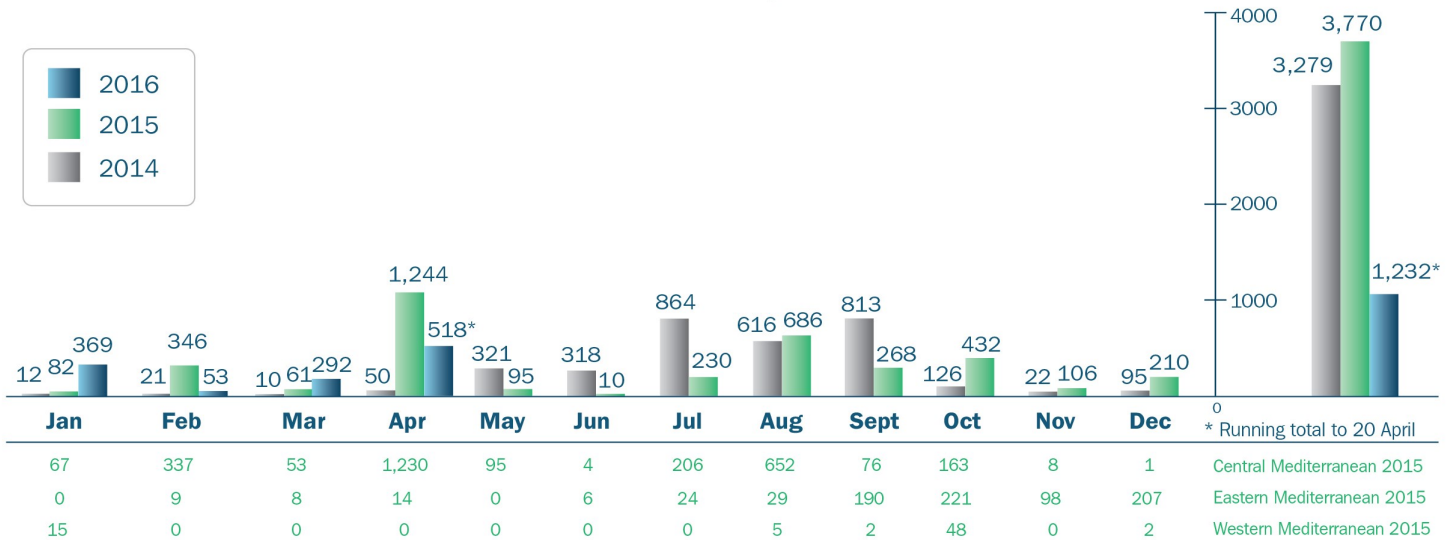


In the last DTM Niger weekly report available [here](#), data collected at the Séguédine monitoring point shows that **the 51% of recorded migrants are found in the flow towards Libya**, accounting for most of this significant outgoing flow. The demographic composition of these migrants consists mainly of **Nigerian, Senegalese, Ghanaian, Nigerien, and Malian nationals**. Flows to and from Algeria have remained relatively stable at an equilibrium of incoming and outgoing flows through Arlit. Worth acknowledging, though, is the increase in reported protection incidents on this route, in which migrants have been abandoned in the desert by smugglers. Surveys conducted at Séguédine showed that the main reason for migration flows to Niger (**99%**) is due to **conflict and insecurity** while the majority of outgoing flows can be attributed to **economic reasons (95%) or improved access to services (5%)**. Furthermore, 85% of migrants stated **Libya** as the **final destination**, while the remaining **15%** stated **Europe**.

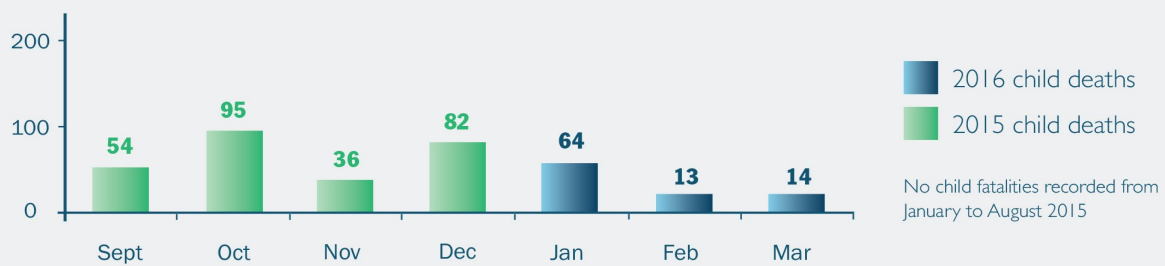
## 16. Missing Migrants: Fatalities and Missing Persons



Mediterranean fatalities by month 2014 - 2016



Child fatalities at sea, Eastern Mediterranean route to Greece

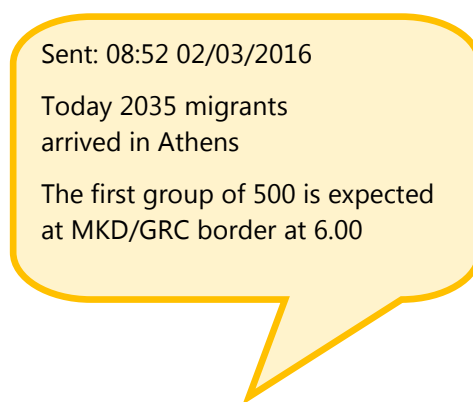


Names and boundaries on map do not imply official endorsement or acceptance by IOM.

## 17. Early Warning Information Sharing Network (EWIS)

Over the course of 2015 the Western Balkans route witnessed a sharp increase in numbers of mixed migration flows, most of which were transiting through Greece, the former Yugoslav Republic of Macedonia, Serbia, Hungary, and Croatia. These flows encompass refugees, as well as a wide range of vulnerable migrants, undocumented persons, unaccompanied and separated children, with the majority facing serious protection concerns. With up to 10,000 migrants crossing the border between Greece and the fYR of Macedonia, and between the fYR of Macedonia and Serbia on a daily basis during July and August 2015, it became critical to ensure the real-time provision of information on these flows, in order to ensure that relevant governmental agencies and humanitarian actors within these countries had adequate responses in place to address the basic needs of migrants.

To this end, IOM established an informal network between IOM's field staff and relevant national authorities, through which the Organization has been able to provide basic information concerning the flows to those actors awaiting migrants at the next entry/transit/exit point along the route (example below).



### Shared with:

IOM Greece; IOM Serbia; IOM Field Assistants in Kumanovo (the fYR of Macedonia); IOM Western Balkans; the fYR of Macedonia border police.

The Network is able to operate 24/7 thanks to IOM's continuous staff presence in key areas along the route. In addition, important notifications regarding changes in national laws and border policies which could affect the volume of flows is also shared, to allow more long-term response preparation.

The information shared by IOM enables the coordinated management of mixed migration flows by the border police and other relevant national authorities. The Network also assists the targeted delivery of emergency assistance to the maximum number of beneficiaries, avoiding duplications and ensuring cost effectiveness for all humanitarian actors present on the route. Furthermore, the Network serves as an early warning system to monitor possible changes in the routes taken by migrants to cross the Western Balkans, allowing governments and humanitarian actors to react promptly and ensure adequate assistance to those arriving at their borders.

The Early Warning Information Sharing Network was initially launched with the support of the IOM Emergency Fund in August 2015 and included the route from affected Greek islands to the fYR of Macedonia and Serbia. Over subsequent months the Network has positioned IOM as the source of reliable and up to date information, and has proved an indispensable resource to government and humanitarian actors. Its flexible design in the planning phase has allowed it to grow over time to incorporate other key countries such as Hungary and Croatia which became affected in September, and Kosovo (SCR 1244), Montenegro, and Bosnia and Herzegovina which could be affected by the possible changes of routes used by the migrants. This second phase is supported by the Swiss State Secretariat for Migration. This project is managed by IOM in the Western Balkans and feeds into many of DTM's activities, including the collection of data that goes into this

## 18. Contingency Countries



### Albania

#### Background

Albania has not been affected by Mediterranean migration flows due to various reasons, including its geographical position. Nevertheless, Albania remains an important “contingency” country which might see an increase in flows if the route changes. The modest figures are not of registered arrivals but rather of apprehensions by the Albanian Border Police of irregular migrants on entry, within the country, and exit. This makes dating the exact entry of arrivals difficult. According to IOM staff, for the time being, there is no evidence that due to changes in border regimes of neighboring countries, a new route through Albania could open.

#### Latest figures

Between 01 December 2015—19 April 2016, 211 migrants and refugees were apprehended by the Albanian authorities. Apprehended irregular migrants are given the possibility of applying for asylum in Albania. The alternative options for apprehended migrants are to leave the territory, or to return voluntarily to their country of nationality. The majority of irregular crossing were detected in Kakavia/ Kakavijë border crossing point with Greece. Apart from 23 migrants and refugees who were sent to the Closed Reception Centre for Irregular Migrants (in Karec), the rest were returned to Greece by the Albanian police or were asked to voluntarily return to Greece. The Albanian Border Police immediately notify IOM when an irregular migrant or group of migrants is detected.

#### Known entry and exit points:

*Known entry points with Greece by land:* Kapshtica, Tre Urat Sopik, Kakavia or Kakavijë, Rrips, Qafë Botë

*Known entry points with Greece by sea:* Port of Sarandë

*Known entry points with the FYR of Macedonia:* Gorica, Tushemisht, Qafa Thane, Billate

*Known entry points with Kosovo (SCR 1244):* Shishtavec, Orgjost, Morina, Qafë Prush, Qafa e Morines

*Known exit points with Montenegro:* Bashkim, Han i Hotit

*Known exit points with Italy by sea:* Stun Gjin, Porto Palermo, Port of Sarandë

BORDER CROSSINGS TO ALBANIA BY NATIONALITY (1Dec 2015—24 April 2016)	
Moroccans	109
Somaliens	14
Pakistanis	13
Syrians	25
Eritreans	3
Iranians	4
Lybians	2
Nigeriens	2
Afghans	16
Algerians	4
Maliens	1
Yemenis	1
Gambians	1
Iraqis	16
<b>Total</b>	<b>211</b>

## Kosovo (SCR 1244)

### Background

Kosovo (SCR 1244) has not been affected by Mediterranean migration flows for to various reasons, including its geographical position. The modest figures are not of registered arrivals but rather of apprehensions by the Kosovo (SCR 1244)\* Border Police of irregular migrants on entry, within the country, and exit. This makes dating the exact entry of arrivals difficult.

The flows into the country for the year **2015** were as follows:

3,844 migrants were refused entry at the border of Kosovo (SCR 1244)\*, 881 migrants and refugees were apprehended by the authorities inside Kosovo (SCR 1244), 1,008 fines were issued to irregular migrants and domestic companies for employing migrants without work visas in Kosovo (SCR 1244)\*. Of this number, 875 were fines imposed on domestic companies for transporting and employing migrants without entry and work visas for Kosovo (SCR 1244), 73 related to migrants ordered to leave Kosovo (SCR 1244)\* voluntarily, and 60 related to migrants deported by force.

In addition, 70 people requested asylum in Kosovo (SCR 1244) in 2015. The nationality breakdown of this group was: Syria – 58, Iraq – 6, Palestine – 2, Algeria – 1, Morocco – 1, Albania – 1, Iran – 1. Of these asylum seekers, 56 (82%) were male, and 14 (18%) were female, eight of these asylum seekers were children aged between 0-13, four were children aged between 14-17, 43 were young adults aged between 18-34, and five were aged between 35-64 years old.

### Latest figures

As of 17 February 2016, only seven persons from this caseload were accommodated at the Magure Asylum Centre, and only two persons had been granted international protection.

14 persons (Syria – 13, Palestine – 1) entered Kosovo (SCR 1244)\* in January 2016.

### Known potential entry and exit points:

*Known potential entry points with Serbia:* Stublina, Karaqeve, Mucibabe, Merdare, Leposaviq, Zubin Potok,

*Known potential entry points with FYR of Macedonia:* Hani i Elezit, Stanqiq, Dobellde

*Known potential entry points with Albania:* Vermice-Prizren

*Known potential entry point with Montenegro:* Kulla-Peje



## Montenegro

### Background

Montenegro has not been affected by Mediterranean migration flows due to various reasons, including its geographical position. Nevertheless, Montenegro remains an important “contingency” country which might see an increase in flows if the route changes.

### Latest figures

According to sources, since 01 March there has been one arrival from Turkey to Montenegro.

On 21 March, IOM has assisted in the return of 3 Bangladeshi nationals and 1 Algerian

Data is collected from the Asylum Directorate, Border Police, and Asylum Centre. At the end of each working day, the Asylum Directorate provides information on how many new migrants/refugees intended to seek asylum (entered Montenegro), and the Border Police share information regarding how many persons have sought asylum at the border crossings and how many migrants have been apprehended entering irregularly or within the country irregularly. Every morning IOM receives information from the Asylum Centre on the number of migrants and refugees still present in the country.

Arrivals Whole of 2015	
Morocco	26
Syria	20
Pakistan	20
Bangladesh	2
Somalia	4
Iraq, Egypt, Serbia, Ukraine, Nigeria, Cameroon, Palestine, Algeria, Kosovo (SCR 1244)	1
Total	81
Men	76
Women	4
Children (gender breakdown not available)	1

March 2016	
Russia	1
Iran	1
Turkey	1



## Bosnia and Herzegovina

### Background

Bosnia & Herzegovina (BIH) has not been affected by Mediterranean migration flows due to various reasons, including its geographical position. The modest figures include both registered arrivals and apprehensions by the BIH Border Police of irregular migrants on entry and exit. Despite the low figures, BIH remains an important “contingency” country which might see an increase in flows if the route changes.

Apprehended irregular migrants are given the possibility of applying for asylum in BIH. The alternative options for apprehended migrants are to leave the territory or to return voluntarily to their country of nationality. The BIH Border Police supply numbers of registered and detected arrivals and exits to the country on a monthly basis.

Whole of 2015		
Nationalities		
Afghanistan	7,091	6,871
Iraq	2,243	1,365
Syria	726	633
Total	9,840	9,089

Last Quarter 2015		
Nationalities		
Afghanistan	804	810
Iraq	448	307
Syria	223	150
Total	1,481	1,261

### Latest figures: regular entries

Jan-16		
Nationalities		
Afghanistan	1	1
Iraq	22	43
Syria	38	35
Total	61	79

### Latest figures: irregular entries

Whole of 2015	
Nationalities	
Afghanistan	4
Iraq	3
Syria	0
Total	7

Last Quarter 2015	
Nationalities	
Afghanistan	0
Iraq	1
Syria	0
Total	1

### Known entry and exit points

*Known entry point by air:* Syrians, Afghans, and Iraqis require a visa for entry in Bosnia and Herzegovina. Therefore, the majority of regular entries to the country are by air to Sarajevo Airport from Istanbul.

*Known entry point by land:* Bijeljina city, on the BIH eastern border.

*Known exit points:* Mainly towards Croatia on the North-West border, no particular area.

## 19. About this report: DTM in the Mediterranean and beyond

IOM's **Displacement Tracking Matrix (DTM)** is a suite of tools and methodologies designed to track and analyse human mobility in different displacement contexts, in a continuous manner.

In order to gather and disseminate information about the migrant populations moving through the Mediterranean, up the Western Balkan Route and through the Northern Route into Europe, in September 2015 DTM established a **Flow Monitoring System**. The Flow Monitoring System includes this weekly flows compilation, which provides an overview of migration flows in countries of first arrival and other countries along the route in Europe, and analysis of trends across the affected region. The data on registered arrivals is collated by IOM through consultations with ministries of interior, coast guards, police forces, and other relevant national authorities.

The system also includes **flow monitoring surveys** to capture additional and more in-depth data on the people on the move, including age, sex, areas of origin, levels of education, key transit points on their route, motives, and intentions. This data has been captured by IOM field staff in Croatia since October 2015, with survey more recently also covering Greece, the former Yugoslav Republic of Macedonia, and Slovenia. This data is analysed in the attachment accompanying this report and titled "Analysis - Flow Monitoring Surveys in the Mediterranean and Beyond".

## 20. About the numbers

As mentioned above, the data on registered arrivals in this report is collated by IOM through consultations with ministries of interior, coast guards, police forces, and other relevant national authorities.

As such, the German Ministry of Interior's announcement on 06 January 2016 that arrivals for 2015 had exceeded 1 million for Germany alone is unsurprising. The Ministry explained that the total number of asylum applications filed in 2015 no longer adequately represents the total number of arrivals, due to delays in the asylum application system. Instead, the Ministry referred to the number of arrivals as captured through the EASY-System, which is used to record new entrants upon arrival and determine to which federal state migrants and refugees are referred. According to the EASY-System, the numbers of arrivals in 2015 as published on the BAMF (Ministry for Migration and Asylum) website were, as of January 2016, higher than 1 million for Germany alone. These numbers indicate that there may have been a larger overall number of arrivals to Europe in 2015 than has to date been detected in countries along the route. However, it should be taken into consideration that some people might have already entered Europe in 2014 and then entered Germany in 2015; and that the Ministry and BAMF highlight that there may have been some duplications in the EASY-System.

Numbers of registered arrivals to Greece and Italy have been shown to match the data IOM has available for other countries further along the route. Nevertheless, certain types of arrival are hard to capture by date: for example, some people might have flown directly to Germany on student, tourist, or work visas, and subsequently decided to stay. Others may have travelled to Germany via Russia and northern Europe, or otherwise avoided detection along the Mediterranean and Balkans routes.