

IOM LIBYA MIGRANT REPORT

KEY FINDINGS

Round 42 (May - June 2022)



667,440

migrants in Libya

DISTRIBUTION OF MIGRANTS PER GEOGRAPHICAL AREAS



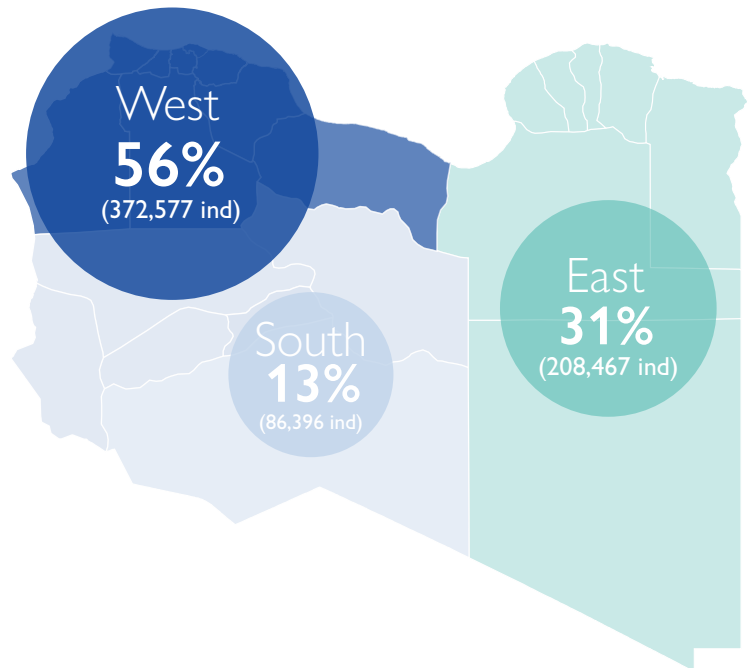
USD 826

migration journey cost
(average per person)

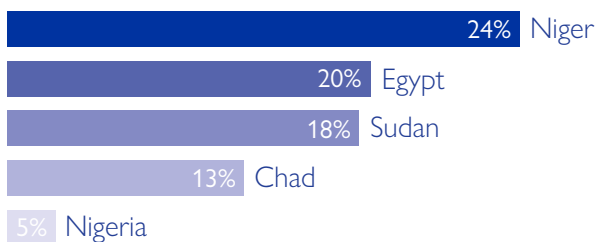


47%

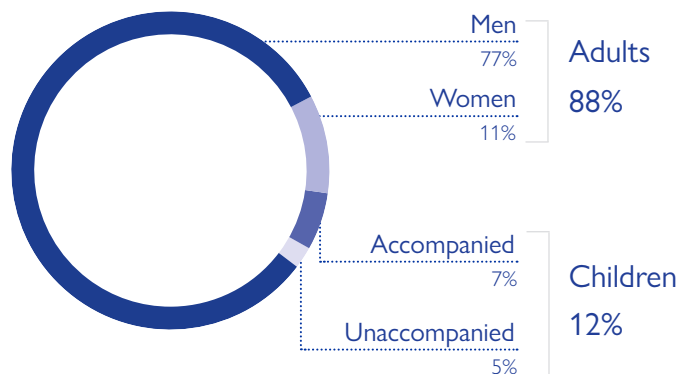
of migrants reported that the remittances they send home are the primary source of income for their household



TOP 5 NATIONALITIES



DEMOGRAPHICS



Migrants were present in:

638 COMMUNITIES (MUHALLAS)
(out of 667)

100 MUNICIPALITIES (BALADIYAS)
(out of 100)

IOM Libya conducted:

2,051 INTERVIEWS WITH KEY INFORMANTS
(Mobility Tracking)

4,077 INTERVIEWS WITH MIGRANTS
(Flow Monitoring Surveys)