

Cross Border Return & Reintegration

Return & Deportation of Undocumented Afghans from Iran & Pakistan January—March 2016

During the first three months of the year a total of 102,515 undocumented Afghans deported or spontaneously returned to Afghanistan through Islam Qala Border in Herat, Milak border of Nimroz, Turkham border of Nangarhar and Spin Boldak border of Kandahar provinces in addition to Khost and Paktika displacement.

Out of the total 53,716 were spontaneous returnees and 48,799 were deportees, that represents 67% decrease of overall returnees compared with that of 2015. The overall decrease is mainly due to the decrease of spontaneous return and a some decrease has also been recorded in the deportation of the undocumented Afghans from Iran and Pakistan in comparison with the first quarter of 2015 except for the Islam Qala.



The decrease in the overall return and deportation of the Undocumented Afghans in the first quarter of 2016 is mainly because of the spike of the return of the Afghan families from Pakistan in the first quarter of 2015, that lead to the return decision of the 53,064 spontaneous returnees in the form of families. The table below gives an overview of the return figures from each border in both of the quarters of 2015 and 2016.

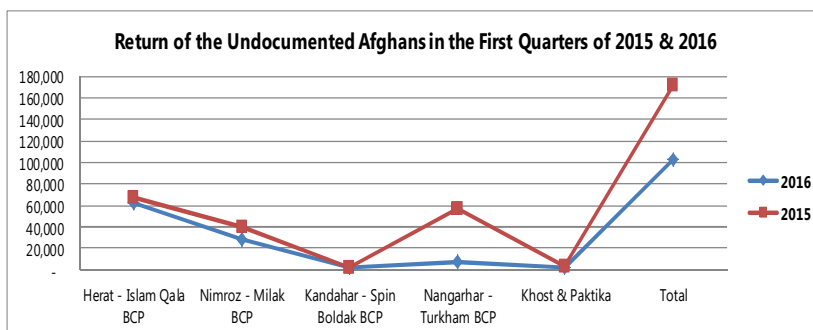
| Location | Return & Deportation by Situation | | | | | | % | Remarks |
|----------------------------|-----------------------------------|----------------|---------------|---------------|----------------|----------------|------------|------------------|
| | Spontaneous Returnees | | Deportees | | Total | | | |
| | 1st Q 2016 | 1st Q 2015 | 1st Q 2016 | 1st Q 2015 | 1st Q 2016 | 1st Q 2015 | | |
| Herat - Islam Qala BCP | 36,854 | 45,400 | 24,961 | 22,294 | 61,815 | 67,694 | 10% | Decreased |
| Nimroz - Milak BCP | 9,662 | 13,674 | 18,841 | 26,247 | 28,503 | 39,921 | 40% | Decreased |
| Kandahar - Spin Boldak BCP | 948 | 2,023 | 764 | 855 | 1,712 | 2,878 | 0% | N/A* |
| Nangarhar - Turkham BCP | 3,390 | 53,064 | 4,233 | 4,519 | 7,623 | 57,583 | 742% | Decreased |
| Khost & Paktika | 2,862 | 2,994 | - | - | 2,862 | 2,994 | 5% | Increased |
| Totals | 53,716 | 117,155 | 48,799 | 53,915 | 102,515 | 171,070 | 67% | Decreased |

*the DoRR in Kandahar are not counting the number of returnees since January 2016 in Spin Boldak Border

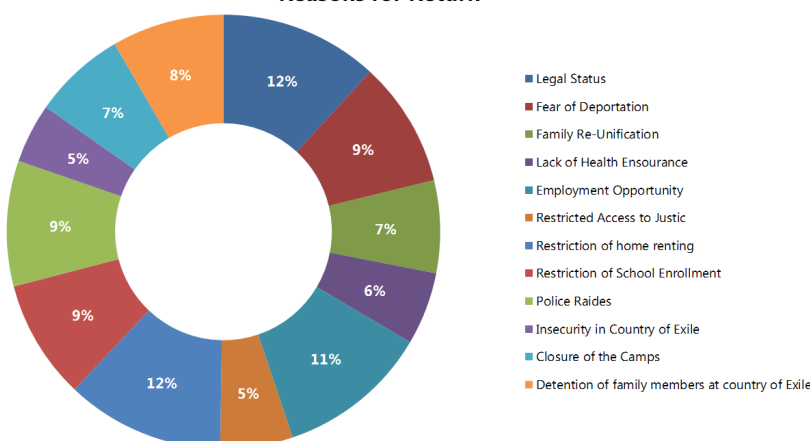
Reason Behind the Return of the Afghans from Iran & Pakistan:

The Directorates of Refugees and Repatriation (DoRRs) working closely with IOM specifically in screening and refereeing the Person with Specific Needs (PSNs) among the Undocumented Afghan returnees and deportees in all three border crossing points have recorded the following as main reasons behind the spontaneous return of the Afghans from Iran and Pakistan:

- Lack of Legal Status
- Fear of Deportation
- Family Re-Unification
- Lack of Health Insurance
- Lack of Employment Opportunity
- Restricted Access to Justice
- Restriction of home renting
- Restriction of School Enrollment
- Police Raids
- Insecurity in Country of Exile
- Closure of the Camps
- Detention of family members at country of Exile



Reasons for Return



Post-Arrival Humanitarian Assistance to Undocumented Afghans From Iran & Pakistan

During the first quarter of 2016 (Jan-Mar), a total of 11,528 vulnerable undocumented Afghans were assisted under the Post-arrival humanitarian assistance in Herat, Nimroz, Nangarhar and Khost Province, this forms 11% of the overall return and deportation of the undocumented Afghans from Iran & Pakistan.

Out of total assisted 5,610 were deportees, both families and individuals, similarly 5,918 were spontaneous returnees mainly in families from Pakistan. The table below gives the highlight of the assisted Afghan returnees against the overall return and Deportation.

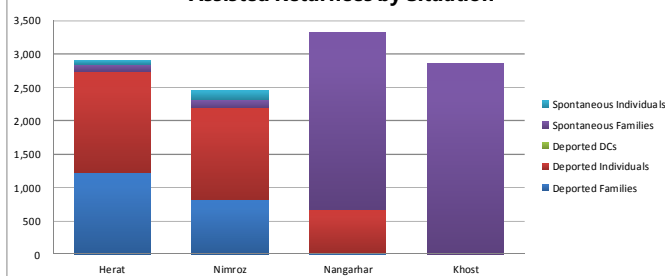
| Return By Situation January - March 2016 | Total Assisted | | | | | | Overall Return & Deportation | | | % |
|---|----------------|--------------|--------------|--------------|--------------|---------------|------------------------------|---------------|----------------|--------------|
| | Iran | | Total | Pakistan | | Total (A) | Iran | Pakistan | Total (B) | B/A |
| | Herat | Nimroz | | Nangarhar | Khost | | | | | |
| | Person | Person | Person | Person | Person | Person | Person | Person | Person | |
| Deported Families | 1,236 | 828 | 2,064 | 5 | 0 | 2,069 | 3,108 | 5 | 3,113 | 66% |
| Deported Individuals | 1,505 | 1,369 | 2,874 | 667 | 0 | 3,541 | 40,694 | 4,992 | 45,686 | 8% |
| UAMs | 907 | 560 | 1,467 | 2 | 0 | 1,469 | | | | 3.2% |
| Deported DCs | 0 | 0 | 0 | 0 | 0 | 0 | 0 | 0 | 0 | 0% |
| Sub-Total | 2,741 | 2,197 | 4,938 | 672 | 0 | 5,610 | 43,802 | 4,997 | 48,799 | 11% |
| Spontaneous Families | 107 | 130 | 237 | 2,650 | 2,862 | 5,749 | 1,804 | 7,200 | 9,004 | 64% |
| Spontaneous Individuals | 46 | 123 | 169 | 0 | 0 | 169 | 44,712 | 0 | 44,712 | 0.4% |
| Sub-Total | 153 | 253 | 406 | 2,650 | 2,862 | 5,918 | 46,516 | 7,200 | 53,716 | 11% |
| Grand Total | 2,894 | 2,450 | 5,344 | 3,322 | 2,862 | 11,528 | 90,318 | 12,197 | 102,515 | 11.2% |

Services Provided

IOM through its Cross Border Return & Reintegration (CBRR) Programme provided the following services to the undocumented Afghan returnees from Iran and Pakistan:

- ◆ Initial screening and referral of identified beneficiaries at each border crossing point by the Directorate of Refugees and Repatriation (DoRR). First meal at the border reception facility;
- ◆ Issuance of registration cards (IOM Beneficiary Cards);
- ◆ Transportation from the border to a Transit Centre (TC);
- ◆ Registration of beneficiaries in the IOM database (launched in December 2012);
- ◆ Provision of non-food item (NFI) kits to families in need;
- ◆ One-time distribution of WFP food packages to families in need;
- ◆ Provision of overnight accommodation before departure from the Transit Centre with meals, sanitation facilities and basic medical services;
- ◆ Health screening: especially to find suspicious cases of Tuberculosis (TB) and/or referral to nearby medical institutions;
- ◆ Transportation cash grant to the beneficiaries who could arrange their travel from the Transit Centre to their final destination;
- ◆ Special transportation arrangements for the medical cases, special cases (dead bodies) via road or air depending on the criticality of PSN cases;
- ◆ Family tracing and family re-unification for the unaccompanied minors, single female cases and unaccompanied elderly;
- ◆ Referral of the PSN cases such as Medical Cases, Single Female Cases, Mentally Ill cases or others to organizations for further support and protection assistance.

Assisted Returnees by Situation



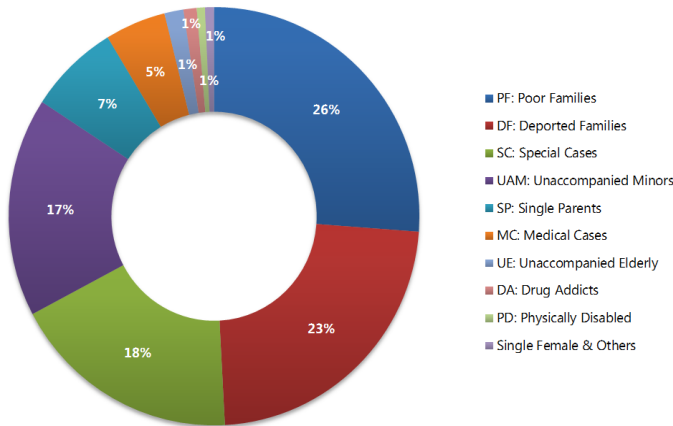
Assisted Person with Specific Needs (PSNs)

During the reporting period IOM was able assist 11,528 undocumented Afghans returnees from Iran and Pakistan using the PSNs criteria and provided with the above services, the table below shows the breakdown of the PSNs assisted in each bordering provinces:

| Persons in Specific Needs (PSNs) Categories | Herat | Nimroz | Nangarhar | Khost | Total |
|---|--------------|--------------|--------------|--------------|---------------|
| UAM: Unaccompanied Minors | 907 | 560 | 2 | 0 | 1,469 |
| MC: Medical Cases | 262 | 151 | 1 | 0 | 414 |
| DA: Drug Addicts | 65 | 25 | 0 | 0 | 90 |
| UE: Unaccompanied Elderly | 61 | 69 | 0 | 0 | 130 |
| SC: Special Cases | 285 | 620 | 663 | 0 | 1,568 |
| PD: Physically Disabled | 28 | 28 | 0 | 0 | 56 |
| SF: Single Females | 16 | 2 | 0 | 0 | 18 |
| CI: Chronically Ill | 0 | 29 | 0 | 0 | 29 |
| MI: Mentally Ill or Traumatized | 5 | 8 | 1 | 0 | 14 |
| SP: Single Parents | 0 | 17 | 601 | 0 | 618 |
| PF: Poor Families | 107 | 113 | 2,049 | 2,862 | 5,131 |
| DF: Deported Families | 1,158 | 828 | 5 | 0 | 1,991 |
| DDC: Deported Document Claimant | 0 | 0 | 0 | 0 | 0 |
| Total | 2,894 | 2,450 | 3,322 | 2,862 | 11,528 |

Assisted Person with Specific Needs (PSNs)

Assisted PSNs



Other Services to (PSNs)

Tuberculosis (TB) Screening:

During the reporting period a total of 1,133 undocumented Afghans was screened in the border crossing points, out of which, only three were identified as positive. IOM only screens the TB cases based on the past of the cases with TB and the symptoms of TB of the beneficiaries. The three positive cases were provided with the NTP referral forms for treatment in their provinces of final destination under the section National TB Control Programme (NTP) in their respective Provincial Directorate of Public Health (DoPH).

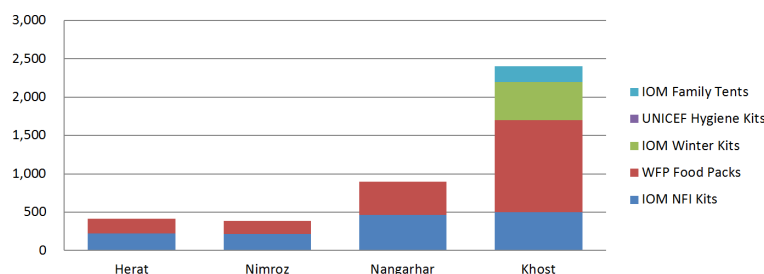
| TB Screening | Screened Beneficiaries (A) | Suspected Persons | Suspected but Left GTC before taking samples | Tested Samples | Persons found Positive (B) | Positive Rate (B/A) |
|----------------|----------------------------|-------------------|--|----------------|----------------------------|---------------------|
| | | | | | | |
| Jan - Mar 2016 | 1,133.00 | - | - | - | 3.00 | 0.3% |

Relief Item Distribution to Families:

Beside other post-arrival humanitarian services, the family returnees and deportees were provided with the following relief item packages: IOM Family Non-Food Items (NFI Kits), IOM Family Winter Kits, IOM Family Tents—Emergency Shelters, WFP One-Time One-Month Food Packages and UNICEF Hygiene Kits.

| | Herat Families | Nimroz Families | Nangarhar Families | Khost Families | Total Families |
|---|----------------|-----------------|--------------------|----------------|----------------|
| # of Distributed Family NFI Kits | 219 | 214 | 466 | 500 | 1,399 |
| # of Distributed WFP Food Item Packages | 193 | 171 | 428 | 1,200 | 1,992 |
| # of Distributed Family Winter Kits | 0 | 0 | 0 | 500 | 500 |
| # of Distributed UNICEF Hygiene Kits | 0 | 0 | 0 | 0 | 0 |
| # of Distributed IOM Family Tents | 0 | 0 | 0 | 200 | 200 |

Food & None Food Item Kits



Donors

