

Publication Date: August 31, 2022

### OVERVIEW

In July 2022, a total of 24,297 movements were observed across five of Ethiopia's flow monitoring points (FMPs)\*. This represents a 2% decrease in daily average movements in comparison with June 2022 when an average of 802 movements per day were observed.

Outgoing movements during July have continued to be higher (84.1%) than incoming movements (15.9%). A total of 20,429 outgoing movements were observed of which 10,317 (50.5%) were heading towards Saudi Arabia, 3,041 (14.9%) were going to Djibouti, 1,812 (8.9%) were travelling towards Kenya, 1,642 (8%) to Somalia, 889 (4.4%) intended to reach Yemen, 563 (2.8%) headed to the United Arab Emirates, and 482 (2.4%) to South Africa while remaining movements were travelling to several Middle Eastern, European and North American countries.

At the same time, 3,868 incoming movements were observed, of which 1,261 (32.6%) originated from Djibouti, while 949 (24.5%) came from Kenya, 806 (20.8%) from Somalia, 684 (17.7%) movements from Sudan, 152 (3.9%) from Yemen and the remaining from United Republic of Tanzania and South Sudan. Almost all of these were Ethiopian nationals who were likely returning home.

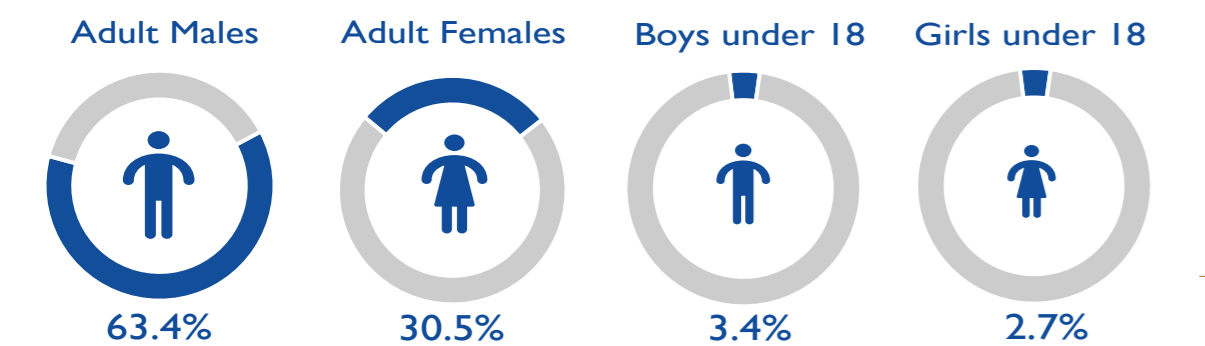
During the reporting month, flow patterns and type of flows have remained mostly the same, though a 15% increase in return movements and a slight (5%) increase in movements caused by economic reasons have been observed.

The official border crossing (Metema/Galabat) between Sudan and Ethiopia was closed between 26 June and 21 July, 2022. Regular flows resumed after 21 July. Due to the closure, movements registered through the Metema FMP during July reduced by 30%.

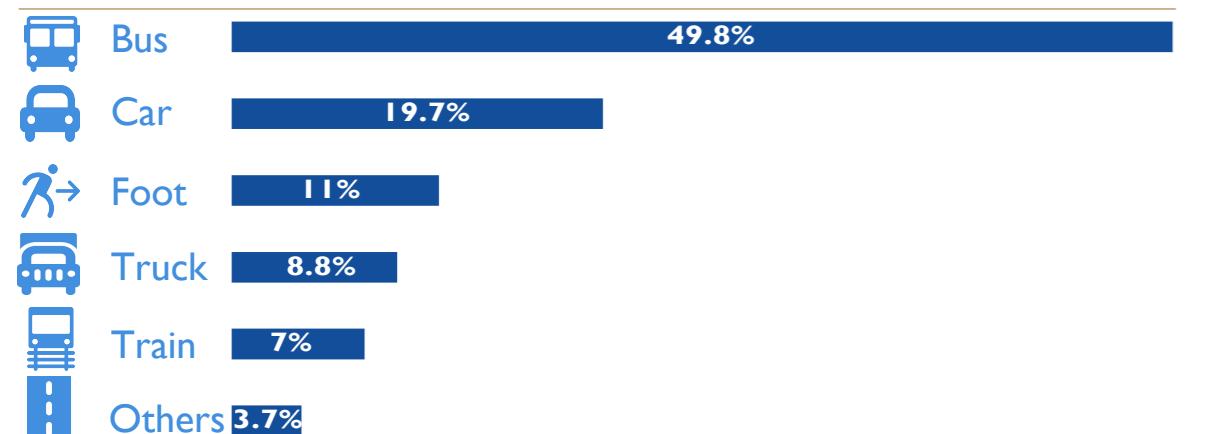
The Amhara regional government reported that a number of irregular migrants returned to their place of origin in six towns and woredas in the region. According to the regional government, a total 23,700 migrants were also deported from Sudan to Amhara region via West Gonder zone into different woredas along the Ethiopia-Sudan border.

Another movement dynamic was observed in July at the Moyale FMP. Due to the restriction imposed on motorbike movements cross border between Kenya and Ethiopia, as well as a control on currency use for market exchange; there has been an increase in nightly journeys which has reportedly exposed many migrants to harsh conditions.

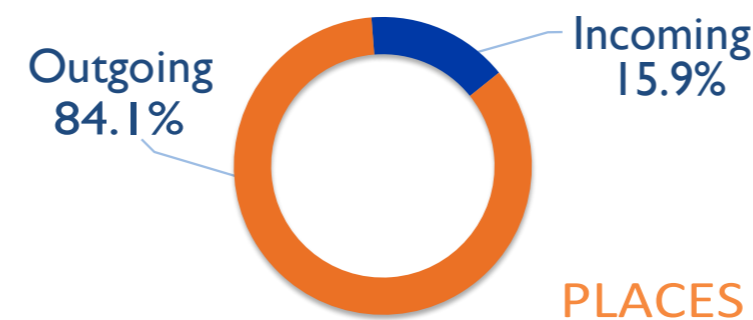
### DEMOGRAPHICS



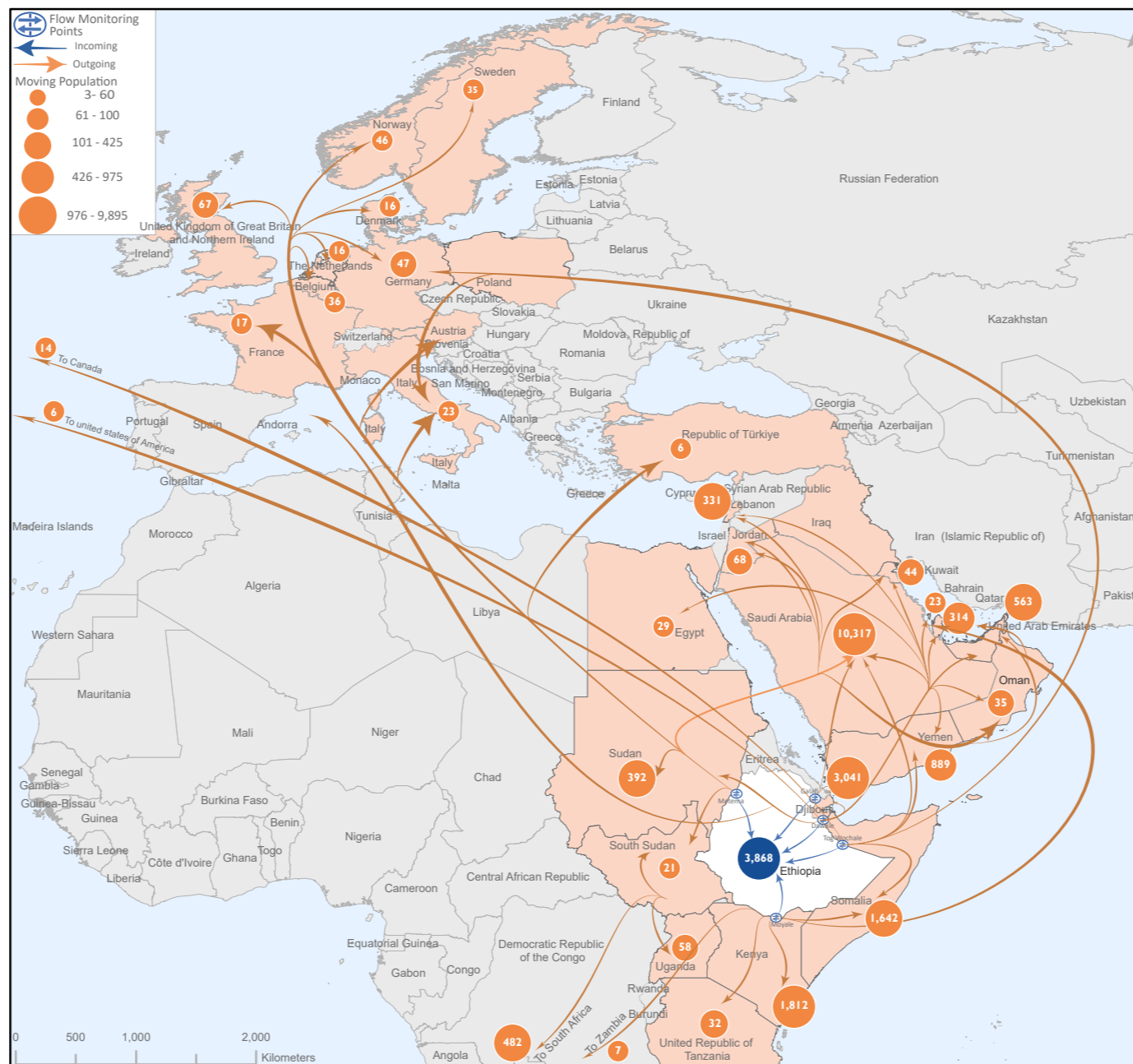
### MEANS OF TRANSPORT



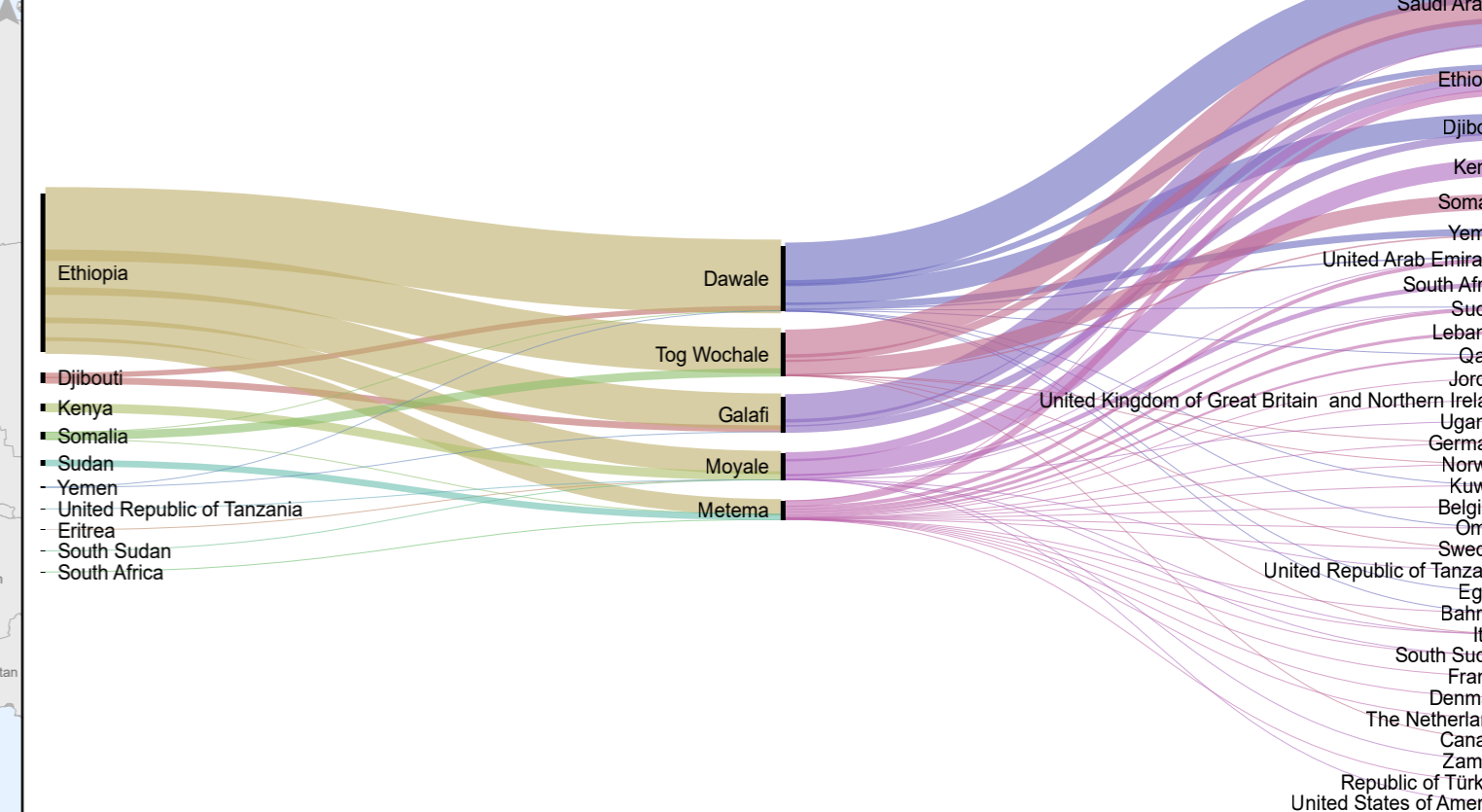
### KEY FIGURES



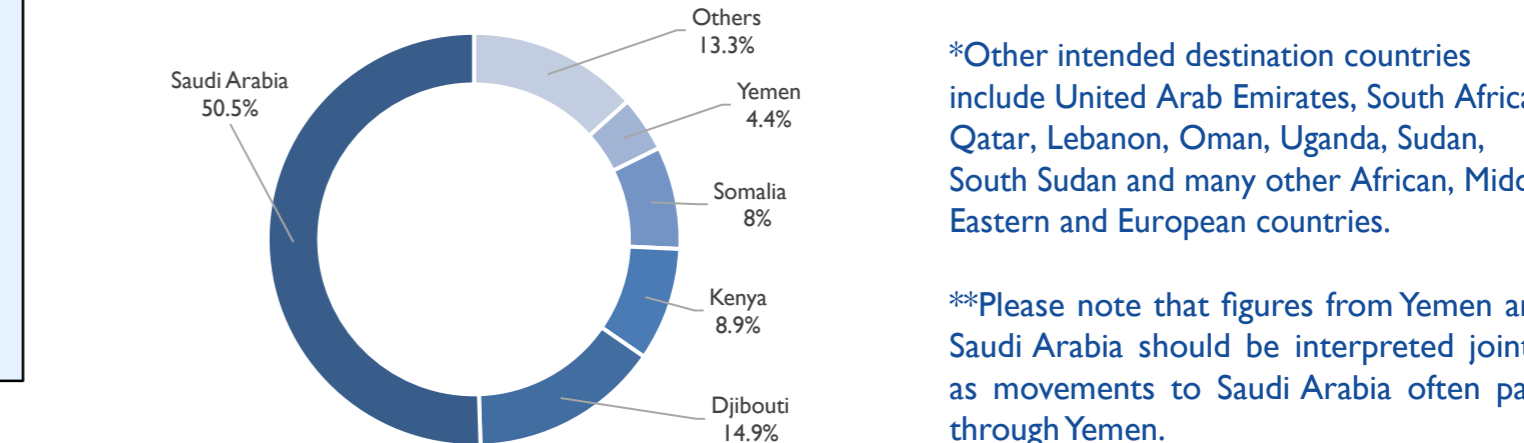
### MOVEMENT ILLUSTRATION



### PLACES OF ORIGIN AND INTENDED DESTINATIONS VIA FLOW MONITORING POINTS



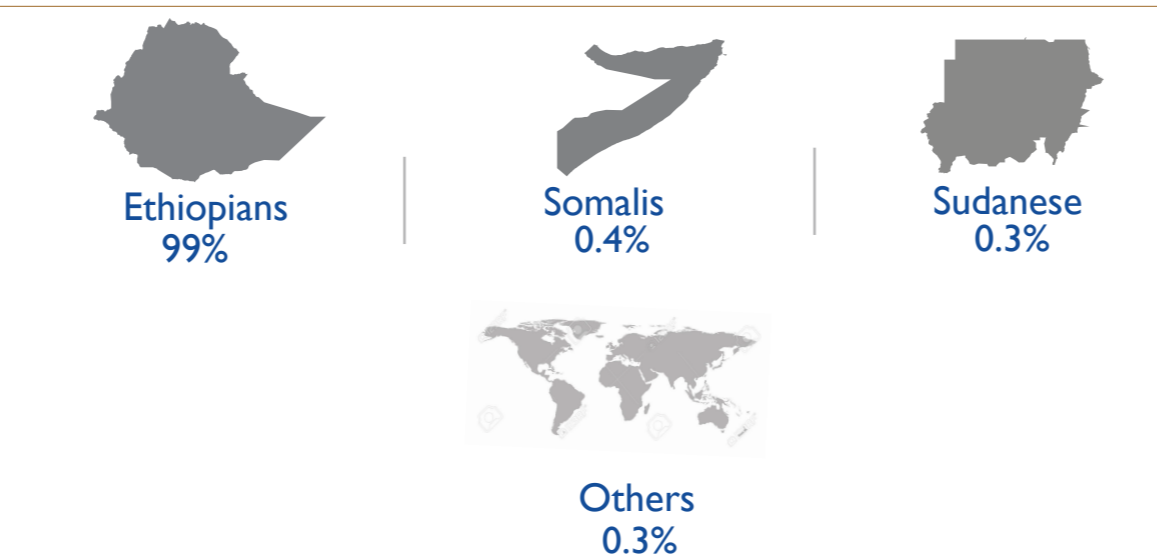
### INTENDED OUTGOING DESTINATIONS



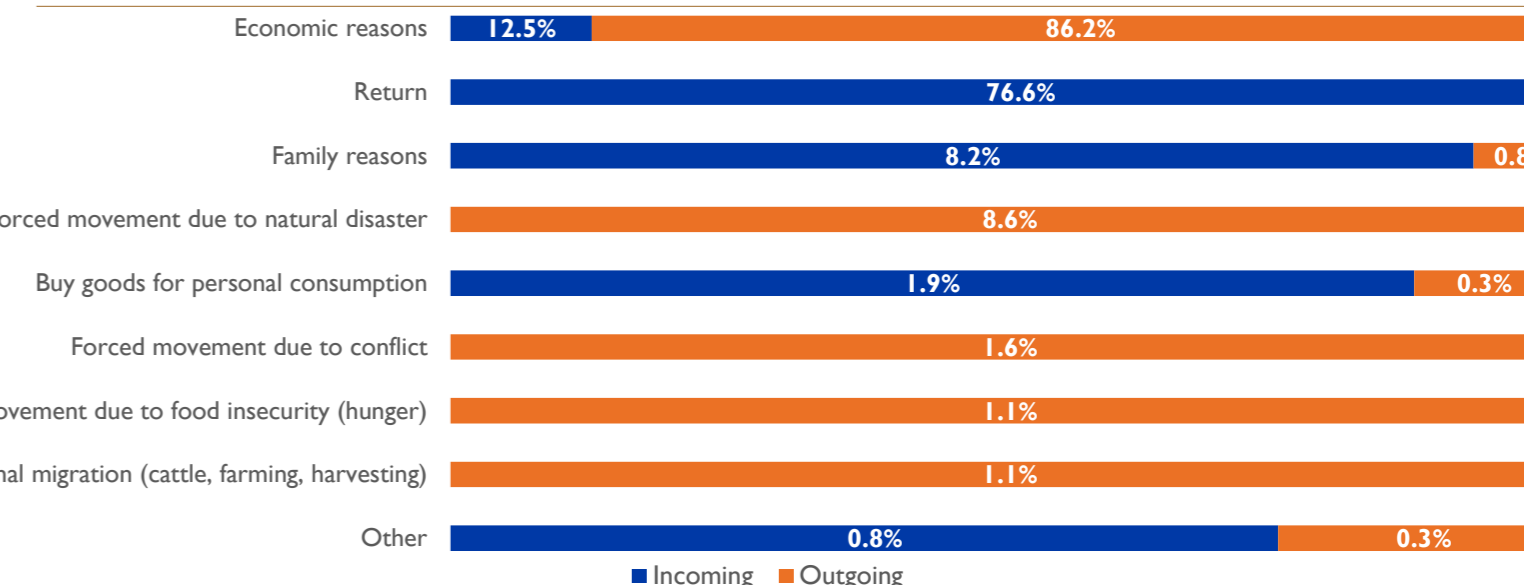
\*Other intended destination countries include United Arab Emirates, South Africa, Qatar, Lebanon, Oman, Uganda, Sudan, South Sudan and many other African, Middle Eastern and European countries.

\*\*Please note that figures from Yemen and Saudi Arabia should be interpreted jointly as movements to Saudi Arabia often pass through Yemen.

### NATIONALITIES OF PEOPLE ON THE MOVE



### TYPE OF FLOW



\*Data collection at Humera Flow Monitoring Point in Tigray region did not take place due to security and access constraints since October 2020, thus affecting the total number of movements for the month.

Disclaimer: This map is for illustration purposes only. Names and boundaries on this map do not imply official endorsement or acceptance by IOM. DATA SOURCES: DTM, OCHA, ESRI, UNDP