

Households: 2,185
 Individuals: 10,578
 Children: 5,889
 Movement Trigger: Camp Closure

Overview

As part of the IDP relocation programme issued by the Borno State Government (BSG), Federal Training Centre Camp (Dalori I) and 250 Housing Estate Camp (Dalori II), located in the ward Dalori of Konduga LGA, were closed between 28 July 2022 and 7 August 2022. Following these events, assessments were conducted by DTM (Displacement Tracking Matrix) field staff to identify the destinations of relocation of the 20,635 IDPs (4,206 households) residing in Dalori I & II, and to inform the humanitarian community. Below is a breakdown the destinations of arrival of 10,578 IDPs that are identified thus far. The remaining IDPs are expected to be captured during the following round of DTM Mobility Tracking.

Following the closure of the camps, many IDPs settled in host communities in the wards Galitmari (1,485 individuals) and in Madinatu Camp (109 individuals) in Jere LGA, and host community locations in the wards Bolori II (2,115 individuals), Gwange III (256) and Maisandari (468 individuals) in M.M.C. LGA. All these locations are considered to be part of the urban area of Maiduguri Town.

Additionally, arrivals were reported in Buduwa/Bula Chirabe (Banki) ward (946 individuals), Kasugula ward (526 individuals) and Soye (ward 1,008 individuals) in Bama LGA. A total of 3,665 individuals were reported to have settled in Dalori/Wanori ward of Konduga LGA.

Locations of arrival in Maiduguri and Jere LGAs

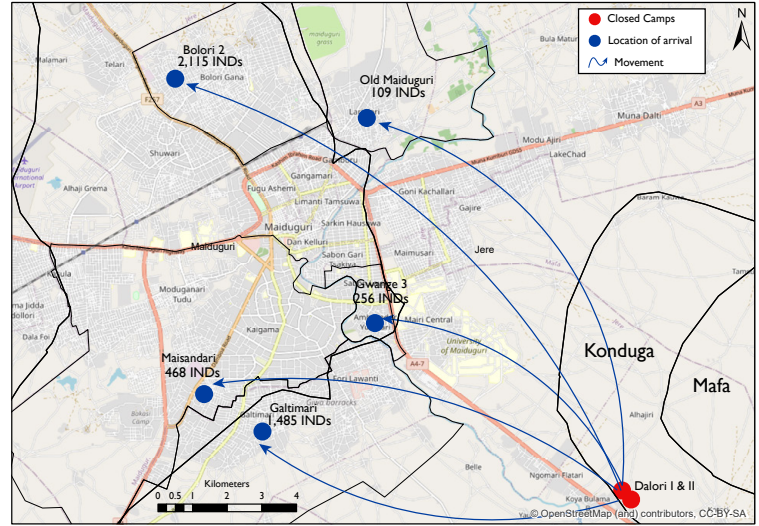


Figure 1: Age and demographic breakdown of IDPs

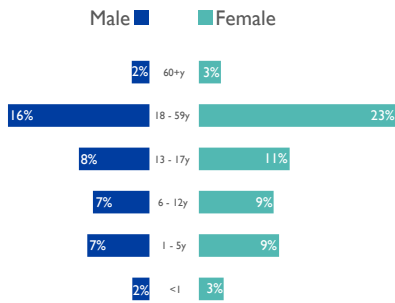
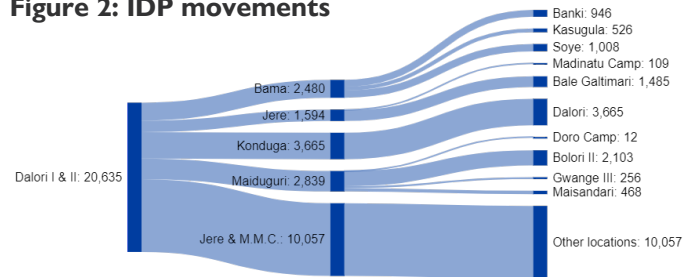
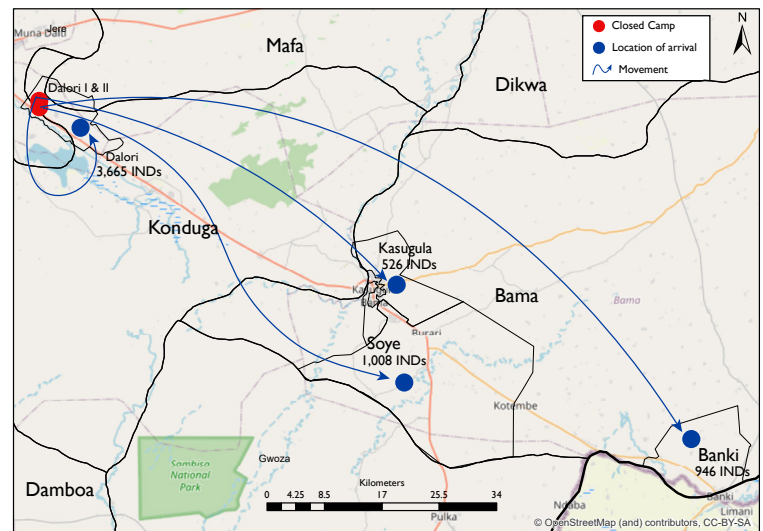


Figure 2: IDP movements



Locations of arrival in Bama and Konduga LGAs



The above map is for illustration purposes only. The depiction and use of boundaries, geographic names and related data shown are not warranted to be error-free nor do imply a judgment on the legal status of any territory, or any endorsement or acceptance of such boundaries by IOM. The above figures stated on the map refers to the total number of individuals affected by the camp relocation.

Table: Locations of arrival

LGA	Ward	Site Type	Households	Individuals	Boys (<18)	Girls (<18)	Men (>18)	Women (>18)
Bama	Buduwa / Bula Chirabe	Collective Settlement/Centre	313	946	308	309	119	210
Bama	Kasugula	Host Communities	107	526	126	159	77	164
Bama	Sabsabuwa / Soye / Bulongu	Host Communities	206	1,008	242	302	171	293
Jere	Old Maiduguri	Camp	31	109	25	35	21	28
Jere	Bale Galitmari	Host Communities	294	1,485	375	461	291	358
Konduga	Dalori / Wanori	Host Communities	666	3,665	886	1,316	588	875
Maiduguri M. C.	Bolori II	Collective Settlement/Centre	2	12	2	6	2	2
Maiduguri M. C.	Bolori II	Host Communities	424	2,103	406	531	546	620
Maiduguri M. C.	Gwange III	Host Communities	49	256	63	79	52	62
Maiduguri M. C.	Maisandari	Host Communities	93	468	114	144	95	115
Grand Total			2,185	10,578	2,547	3,342	1,962	2,727

"When quoting, paraphrasing, or in any other way using the information mentioned in this report, the source needs to be stated appropriately as follows: "Source: Displacement Tracking Matrix (DTM) of the International Organization for Migration (IOM), Nigeria Mission, August 2022.""

For more information or to report an alert, please contact:
DTM Nigeria: iomnigeriadtm@iom.int
<https://displacement.iom.int/nigeria> ; <https://dtm.iom.int/nigeria>