

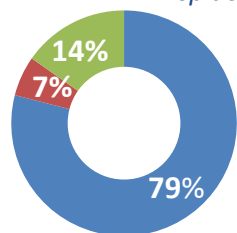
Displacement Overview



228,109 Individuals

42,426 Households

Displaced Individuals:



181,215 IDPs (79%)

14,871 Unregistered Refugees (7%)

32,023 Returnees (14%)

Demographics



50% Female



50% Male



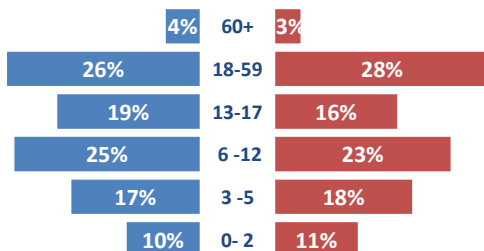
69% Minors



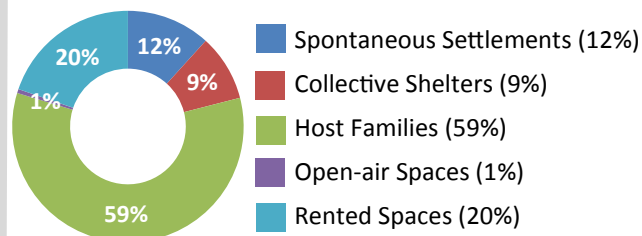
9.11 Average Household Size

Age/Gender Distribution

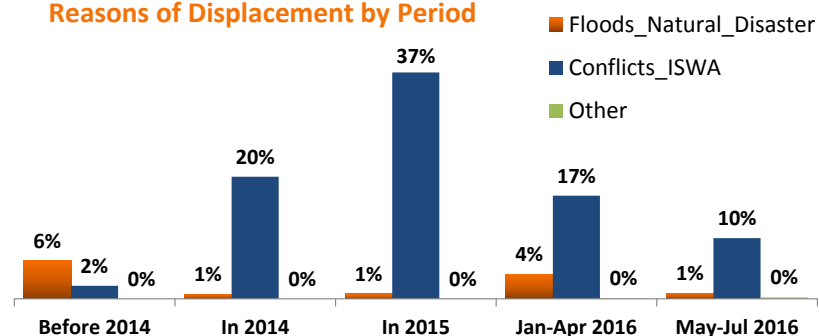
Male Age Female
(in % of total by sex)



Shelter Type



Reasons of Displacement by Period



Population Distribution by Department

