

ROUND 5 - May 2022

Round 5 of RLS data collection demonstrates returnees continue to experience significant economic and food-related challenges. Over 99 per cent of respondents reported they reduced the quality and quantity of food and borrowing food because of its cost.

The RLS is a tool developed under the European Union (EU) funded project “Displacement Tracking Matrix Regional Evidence for Migration Analysis and Policy (DTM REMAP)” to improve understanding of returnees’ profiles, living conditions and reintegration processes both in the short and long term. To this end, data is collected over the course of several years at regular intervals.

This report provides a snapshot of the fifth round of RLS data collection which took place from 7 to 26 May 2022 among Afghan migrants who had returned from Türkiye or the EU between January 2018 and July 2021. A total of 603 returnees (521 from Türkiye and 82 from the EU) were interviewed over the phone across 97 districts in 14 provinces.

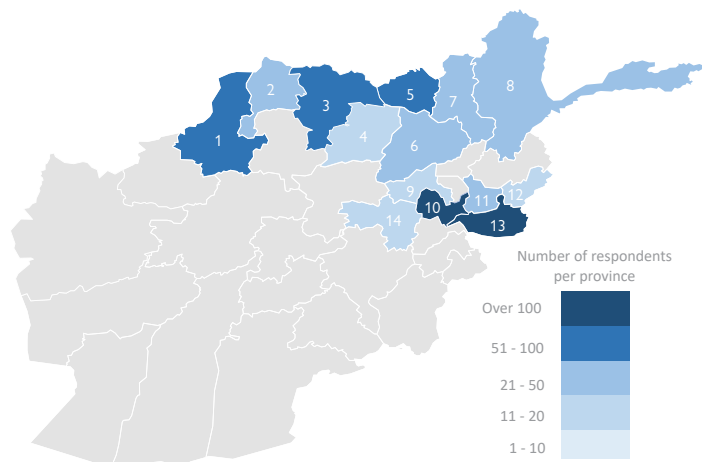
The largest share of respondents (41%) reported that they were unemployed and 40 per cent of interviewees said they worked for daily wages. This demonstrates a shift in employment situations compared to Round 4 (Feb to Mar 2022), during which the largest share of respondents were working for daily wages (41%), while 36 per cent of respondents were unemployed. It should be noted that daily wages cannot be considered as a stable source of employment as most returnees are not able to work for daily wages on a regular basis. Respondents who reported working for daily wages worked, on average, three days per week.

Nineteen per cent of participants reported having children in the household who were working. Among the children who were working, 37 per cent engaged in street vending, 23 per cent worked in agriculture, 16 per cent in shops or restaurants and 11 per cent in sheepherding.

KEY FIGURES



TARGET PROVINCES

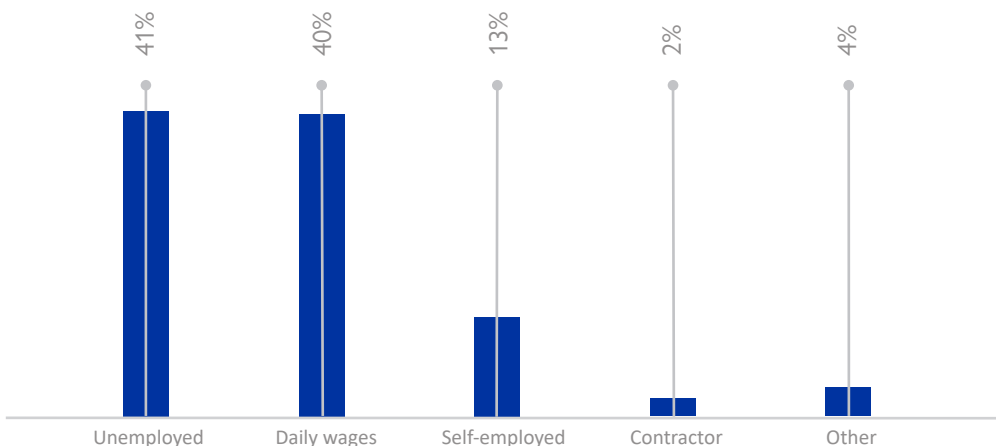


Disclaimer: The boundaries and names shown and the designations used on these maps do not imply official endorsement or acceptance by IOM or the United Nations.

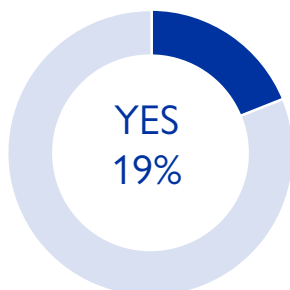
- | | | | | |
|------------|-------------|---------------|-------------|---------------|
| 1. Faryab | 4. Samangan | 7. Takhar | 10. Kabul | 13. Nangarhar |
| 2. Jawzjan | 5. Kunduz | 8. Badakhshan | 11. Laghman | 14. Wardak |
| 3. Balkh | 6. Baghlan | 9. Parwan | 12. Kunar | |

EMPLOYMENT STATUS

What is your current employment status?



If you have children (<18 years old) in your household, are they working?



If yes, what type of work do they do? (Top 4 answers, select multiple)

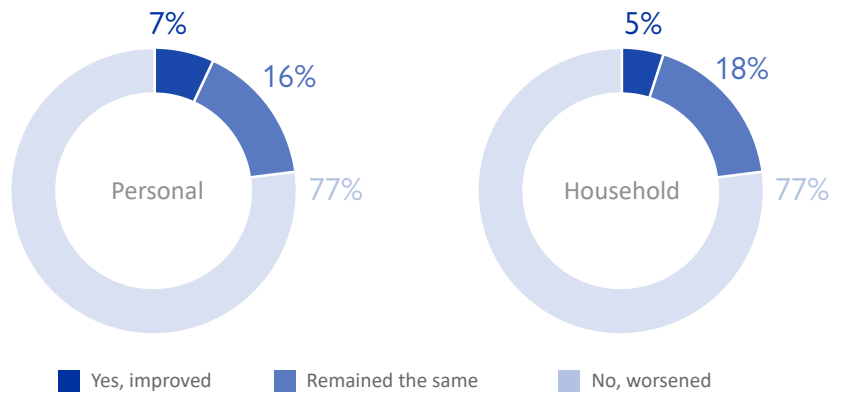


At the time of the interview, 77 per cent of participants said that their personal and household economic situation had worsened since the last interview (Round 4).

Similarly to previous rounds of data collection, participants to the RLS remain situated in low-income brackets. Forty-one per cent of respondents earned no income at the personal level and 13 per cent of respondents also reported no income at the household level. Sixty-five per cent of respondents' monthly household income was situated between USD 1-57¹. Almost half of respondents (49%) also reported their personal income being in this range.

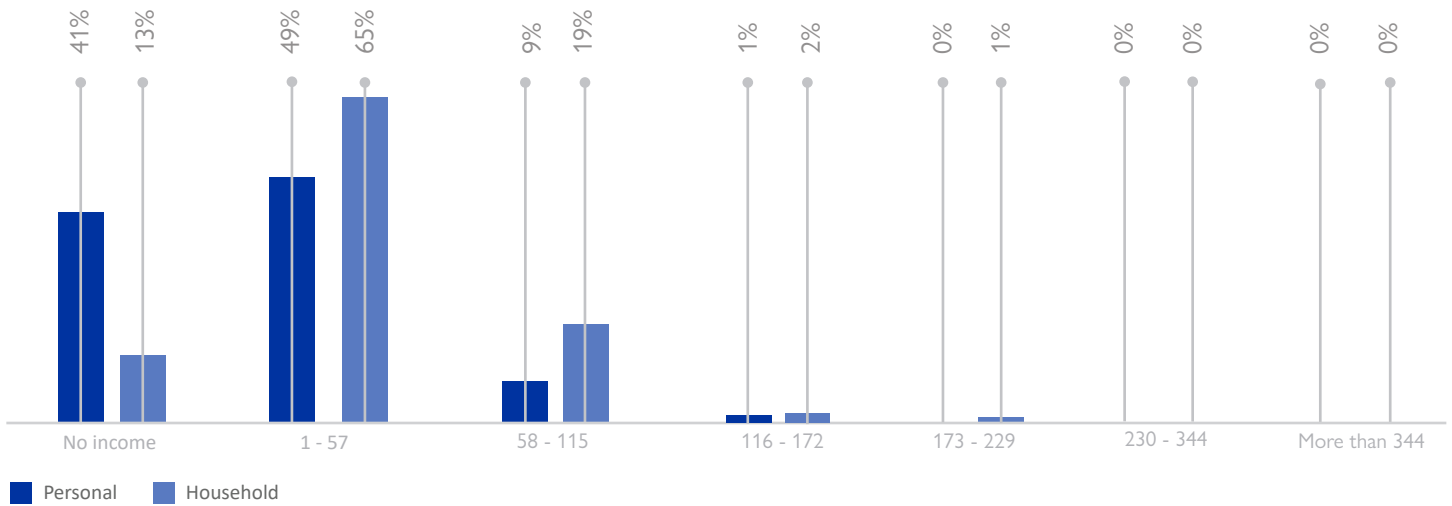
PERSONAL AND HOUSEHOLD ECONOMIC SITUATION

Has your personal/household economic situation improved since the last interview?



PERSONAL AND HOUSEHOLD INCOME

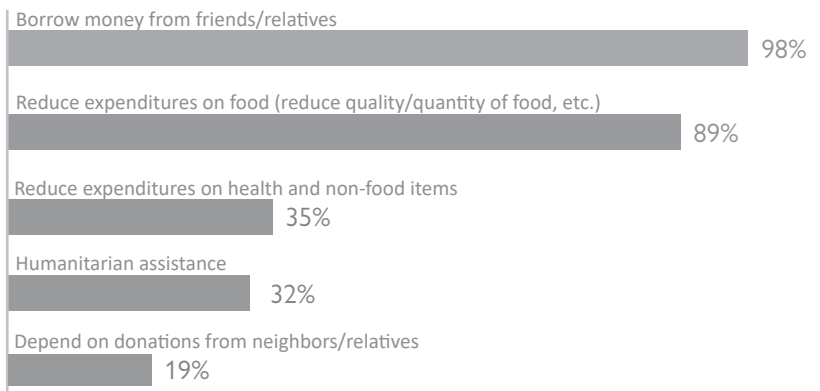
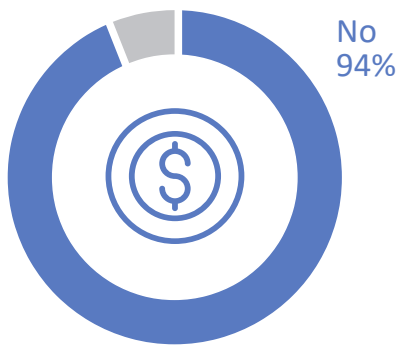
What is your personal/household monthly average income (in USD)¹?



HOUSEHOLD INCOME SITUATION

Is the household's monthly income enough to provide for your family's basic needs?

If the household income is not enough, how do you cover for expenditures? (Top 5 answers, select multiple)



Most respondents (94%) reported that their household income was not enough to cover basic needs. Common coping mechanisms for insufficient income include borrowing money from friends or relatives (98%), reducing food expenditures (89%), reduce expenditure on health and non-food items (35%), relying on humanitarian assistance (32%) and depending on donations by family and friends (19%). Seven respondents reported receiving support by family members from abroad. It is worth noting that two respondents withdrew their children from school so that they could work and contribute to the household income.

¹ Data was originally collected in Afghani. The exchange rate was 87.27 AFN to 1 USD during Round 5 of data collection (15th May 2022) according to the UN Operational Rates of Exchange.

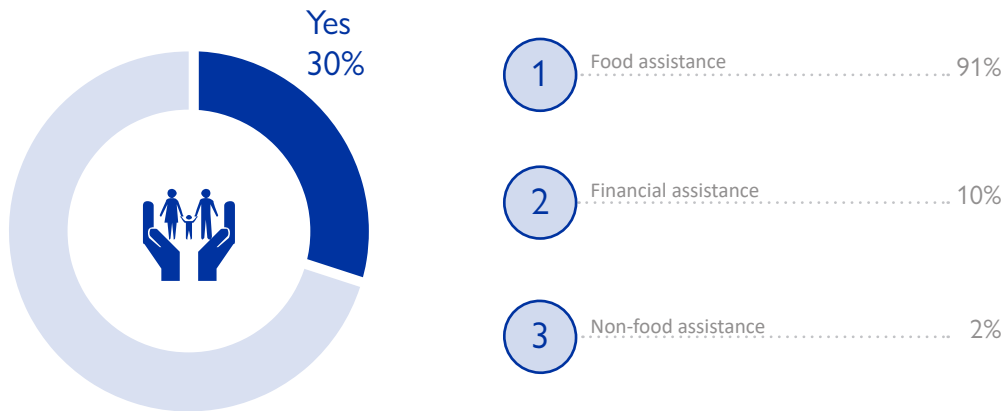
HUMANITARIAN ASSISTANCE

Have you received humanitarian assistance?

If yes, what type of assistance did you receive?
(Top 3 answers, select multiple)

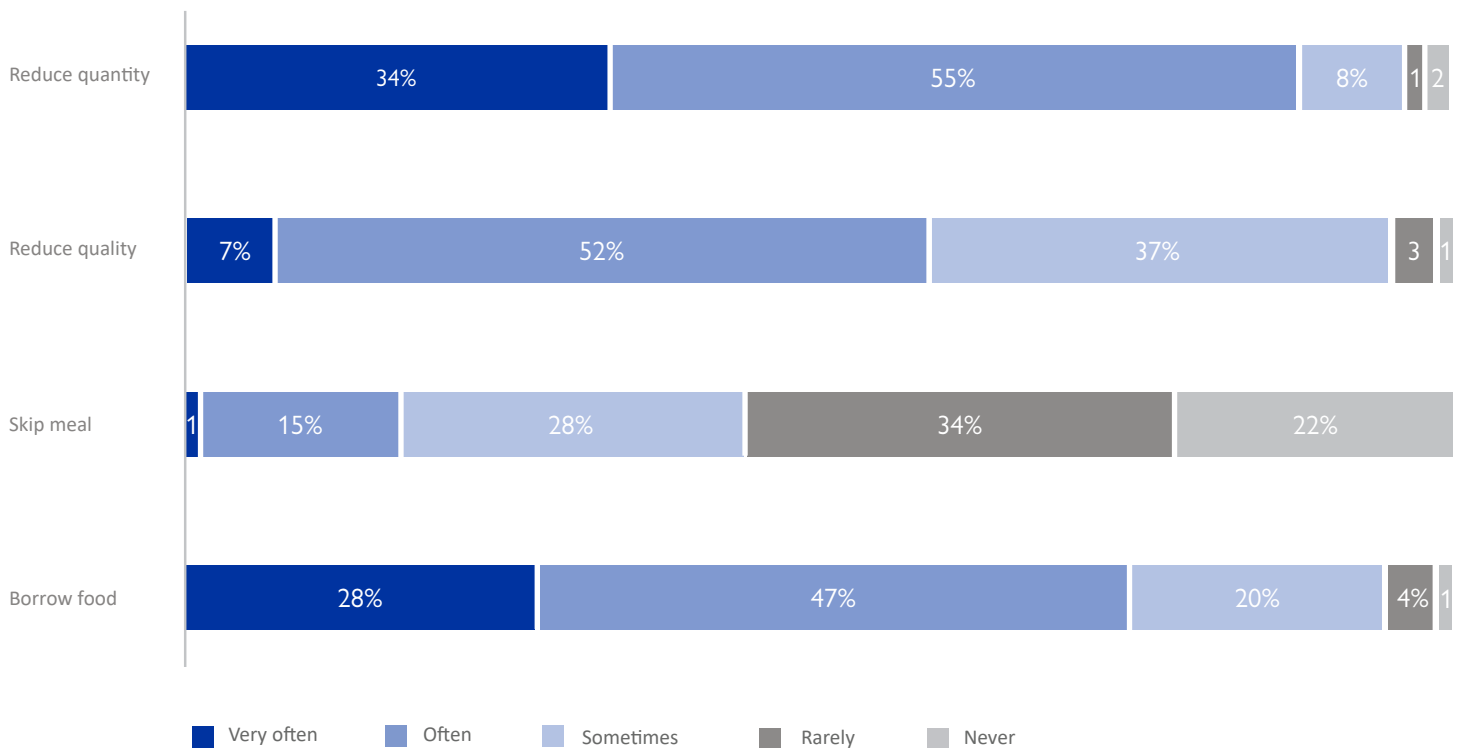
Thirty per cent of participants had received humanitarian assistance, either from an international organization, the United Nations (UN) or another source. Seventy per cent of respondents did not receive humanitarian assistance.

Of those who had received humanitarian assistance, a large majority indicated they had received food assistance (91%), financial assistance (cash) (10%) and non-food items (2%).



FOOD INSECURITY

How often did you have to reduce the quantity/quality of your food, skip meals or borrow food?



Participants were asked about coping mechanisms in response to food insecurity. Reducing food quantity and quality and borrowing food were the coping mechanisms used most frequently by the respondents. Around one third of respondents reported borrowing food very often (28%), while over half of participants often reduced the quantity and quality of food (55% and 52%, respectively). Almost three-fourth of all participants reported skipping meals sometimes, often, or very often to cope with food insecurity (78%).

Community safety ratings among participants were generally positive, with 53 per cent of respondents reporting that the safety situation in their community was good or very good at the personal level and 56 per cent reporting the same at the household level. Twenty-six per cent of participants at the personal and household level, however, rated safety levels as poor or very poor.

Sixty-two per cent of interviewees said they felt they were able to continue to stay and live in Afghanistan. Among these participants, people who had returned from Europe (33%) were less likely to respond that they could stay in Afghanistan compared to people who had returned from Türkiye (67%).

Participants were also asked if they had the intention to migrate abroad in the next six months. Thirty-three per cent of respondents indicated that they would like to re-migrate in the next six months. Respondents who had returned from Europe (55%) were more likely to have intentions to re-migrate compared to respondents who had returned from Türkiye (29%).

PERSONAL AND HOUSEHOLD SAFETY

How would you rate the safety level inside your community for **yourself**?



How would you rate the safety level inside your community for your **household**?



RE-MIGRATION INTENTIONS

Do you feel you are able to stay and live in Afghanistan (total of respondents and by country of return)?



Do you have any intention to migrate again during the next six months (total of respondents and by country of return)?

