

## OVERVIEW

IOM Pakistan collects data on the outflows of **undocumented Afghan migrants** at the Torkham and Chaman border crossing points in an effort to better understand the migration movements of undocumented Afghan migrants returning to Afghanistan from Pakistan. This exercise is part of the **European Union** funded project “Displacement Tracking Matrix Regional Evidence for Migration Analysis and Policy (DTM REMAP)”.

From 16 to 29 July 2022, **2,090** undocumented Afghan migrants returned to Afghanistan from Pakistan, including **298** through the Torkham border point and **1,792** through the Chaman border point. During the reporting period, border authorities facilitated the return of **47** individuals due to the lack of legal documentation to remain in Pakistan. Therefore, information concerning these **47** individuals is not included in the report analysis.

## HIGHLIGHTS

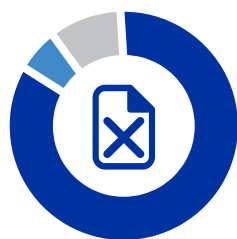
- During the reporting period, 8% of returnees were categorized as vulnerable persons, mainly chronically ill and elderly.
- In Pakistan, the primary occupations reported by returnees were: unskilled labor (52%), skilled labor (32%), business (14%) and salaried job (2%).
- All returnees were carrying household items, cash, personal belongings and productive assets when interviewed. They also travelled with additional items, such as productive assets (87%), transportation or private vehicles (4%) and livestock (4%).
- The average cost of travelling from Pakistan to Afghanistan reported was 33,365 PKR per family.
- The top 3 challenges returnees expected to face in Afghanistan were: arranging for livelihoods, finding income opportunities and settling into a new city.



# 47,280

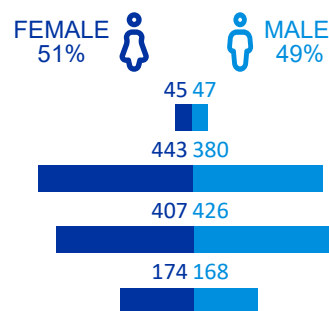
## UNDOCUMENTED AFGHAN RETURNEES AT TORKHAM AND CHAMAN SINCE JANUARY 2022

### DISTRIBUTION OF UNDOCUMENTED RETURNEES



	Undocumented family	84%
	Family/Individual holding ACC	6%
	Undocumented individual travelling with documented family	10%

### AGE AND GENDER




### PUSH FACTORS



	Unable to pay house rent	38%
	Unable to pay utilities	32%
	No employment	18%
	Business reasons	9%
	Fear of arrest/deportation	3%

### PULL FACTORS

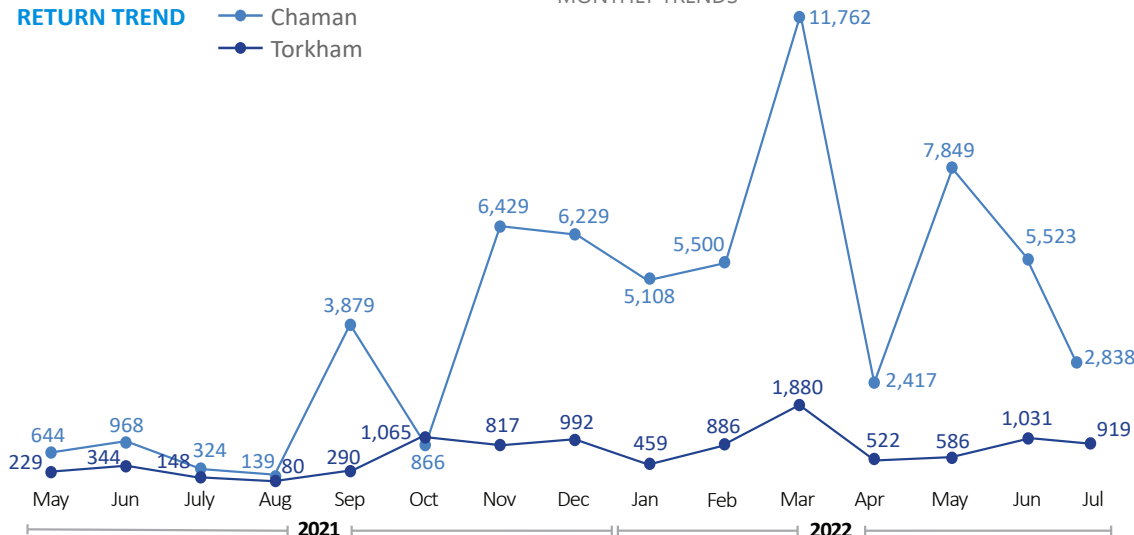


	Availability of assistance	61%
	Reunion with family	39%

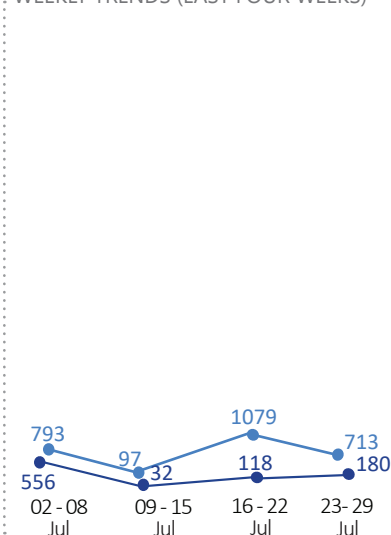
### RETURN TREND

— Chaman  
— Torkham

#### MONTHLY TRENDS



#### WEEKLY TRENDS (LAST FOUR WEEKS)



# BI-WEEKLY FLOW MONITORING REPORT: SPONTANEOUS RETURN OF UNDOCUMENTED AFGHAN MIGRANTS FROM PAKISTAN (16 TO 29 JULY 2022)

## SETTLEMENT TYPE LEGEND



## DISTRICTS OF ORIGIN IN PAKISTAN OF RETURNEES



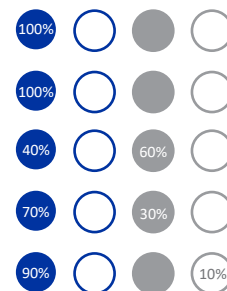
### LEGEND



### ORIGIN DISTRICT

1. Quetta .....	39%
2. Killa Abdullah .....	26%
3. Pishin .....	11%
4. Peshawar .....	5%
5. Karachi .....	5%

### SETTLEMENT TYPE



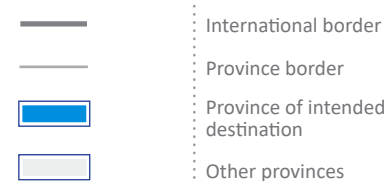
Note:  
This map and the following legends focus on the top 5 districts of origin in Pakistan during the reporting period of 16 - 29 July 2022.

Disclaimer:  
Dotted line represents approximately the line of control in Jammu and Kashmir agreed upon by India and Pakistan. The final status of Jammu and Kashmir has not yet been agreed upon by the parties. The designations employed and the presentation of material on this map do not imply the expression of any opinion whatsoever on the part of IOM or United Nations concerning the legal status of any country, territory, city or area or of its authorities, or concerning the delimitation of its frontiers or boundaries.

## PROVINCES OF INTENDED DESTINATION



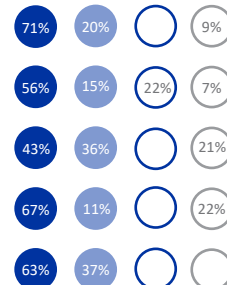
### LEGEND



### INTENDED PROVINCE

1. Kandahar .....	58%
2. Kabul .....	15%
3. Zabul .....	8%
4. Helmand .....	5%
5. Ghazni .....	4%

### SETTLEMENT TYPE



Note:  
This map and the following legends focus on the top 5 provinces of intended destination in Afghanistan during the reporting period of 16- 29 July 2022.

Disclaimer:  
The designations employed and the presentation of material throughout the report do not imply the expression of any opinion whatsoever on the part of IOM concerning the legal status of any country, territory, city or area, or of its authorities, or concerning its frontiers or boundaries. This document was produced with the financial assistance of the European Union. The views expressed herein can in no way be taken to reflect the official opinion of the European Union.