

Bari region in Puntland, has experienced protracted civil conflict with loss of livelihoods and widespread displacement. In November 2015, severe cyclones Chapala and Megh caused significant damage and affected more than 70,000 people (FAO-SWALIM, 2016), followed by below average rains since Gu 2016 (April to June long rains). According to SWALIM's July seasonal monitoring update, rainfall in mid-May helped ease deficits, however no rainfall was reported in late-May or June, and conditions remain drier than normal in many areas. Bossaso, Qandala and Qardho have the largest IDP caseloads, and Qandala district has the most recently established sites in Bari region. In order to better understand the geographic distribution of displacement sites, and population estimates, DTM rolled out the Emergency Tracking Tool (ETT). The data collected through this tool will allow partners to have the number of people currently residing in each displacement site in order to plan and monitor service delivery.

229,000
Number of IDPs (rounded estimates)

Bossaso	98,901
Qandala	48,407
Qardho	39,928
Iskushuban	24,074
Bandarbayla	17,675

217
Number of IDP sites

Qardho	72
Bossaso	57
Qandala	42
Iskushuban	30
Bandarbayla	16

19 Data collection was conducted between May 17th and 2nd June 2017 through key informant interviews (KIIs).

AGE DISAGGREGATION OF IDPS

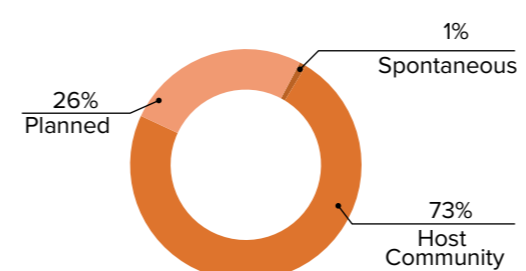
	Children (0-5 yrs)	Children (6-18 yrs)	Adults (19-59 yrs)	Elders (60+ yrs)
Bandarbayla	1,890	1,810	10,680	1,250
Bossaso	12,952	11,025	52,195	15,434
Iskushuban	6,528	6,208	9,513	775
Qandala	6,746	10,467	24,525	5,206
Qardho	13,691	18,275	150	4,135

PRIORITY NEEDS*

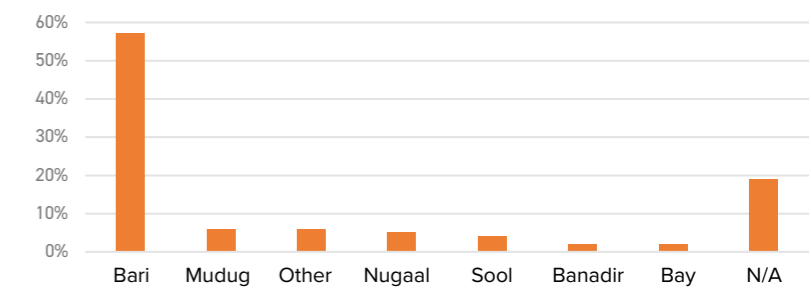
	Bandarbayla	Bossaso	Iskushuban	Qandala
Food	33%	29%	32%	42%
Shelter NFIs	31%	9%	13%	32%
WASH	13%	35%	26%	23%
Medical services	23%	28%	29%	41%

* % sites expressing this need

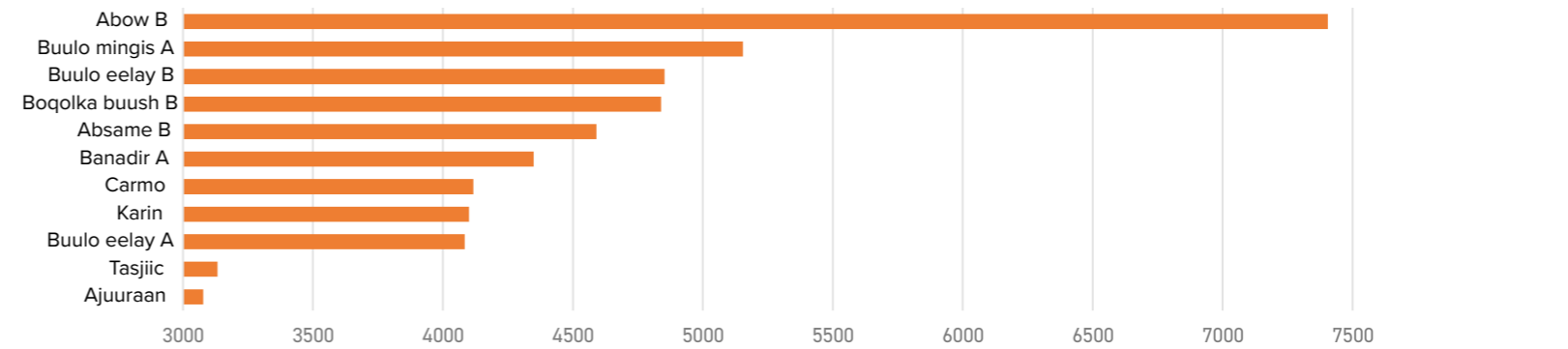
IDP SETTLEMENTS BY TYPE



IDP ORIGIN BY REGION



LOCATIONS WITH MOST IDPS



LEGEND

Age of settlement


- Less than 3 months
- 6 months
- 9 months
- More than 1 year

IDP population

- Less than 1,000
- 1,001 - 2,000
- 2,001 - 3,000
- 3,001 - 5,000
- More than 5,000

FOR MORE INFORMATION

iomsomaliadtm@iom.int
<http://www.globaldtm.info/somalia>
 Data-set is available [here](#)



Disclaimer: The boundaries and the names shown and the designations used on this dashboard do not imply official endorsement or acceptance by IOM.