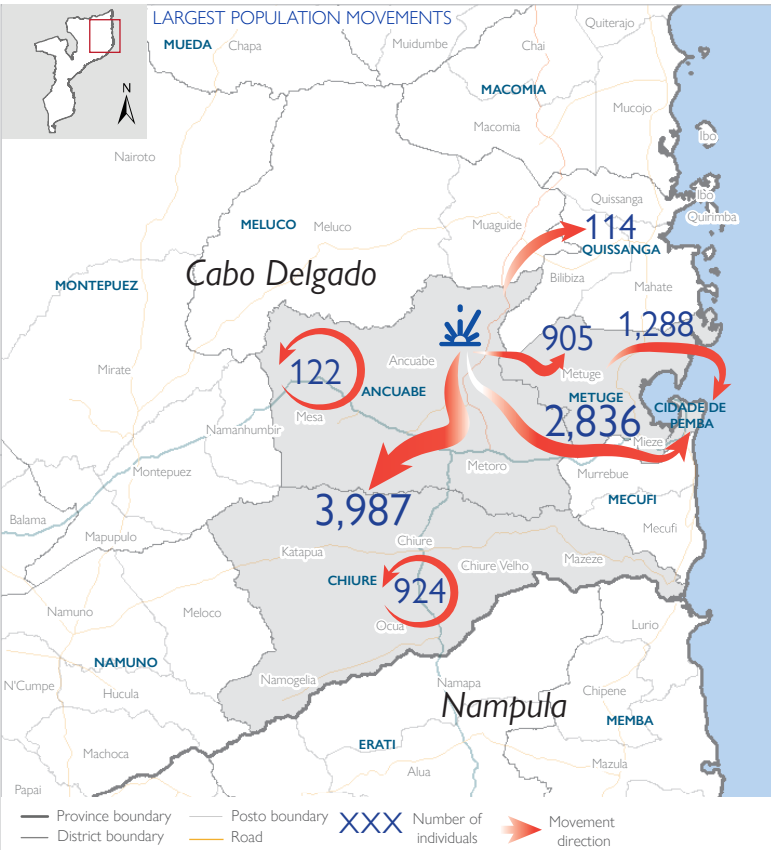


11,737
Individuals

2,854
Households

Triggers: Attacks,
fear of attack



Fear of attacks and subsequent confirmed attacks in Ancuabe district by Non-State Armed Groups triggered the movements of 11,737 individuals within Ancuabe, Chiure, Quissanga, Balama, Mecufi, Mueda, Macomia, Montepuez, Meluco, Namuno, Nampula, Balama, Metuge and Cidade de Pemba. Approximately 414 IDPs have been identified with vulnerabilities. At least 45% of these movements are arrivals in Chiure. New arrivals recorded within this report map 5,962 individuals predominantly moving into sites across Chiure, Metuge and Ancuabe.

The objective of the Emergency Tracking Tool (ETT) - Movement Alert is to collect information on large and sudden population movements, and to provide support to humanitarian response partners by disseminating data on IDPs for ensuring effective humanitarian response to the affected population. Information is collected through key informant interviews or direct observation. The dashboard provides basic information on displacements, and additional information can be shared upon request. IOM identified 9,877 individual displacement movements in the previous reporting period (02-10 June). Impact of new attacks reported between 9 and 12 June in Ancuabe and Chiure districts account for the increase of displacement movements representing 11,737 individuals. Current figures are to be considered as cumulative displacement movements observed between 02-13 June.



• MEANS OF TRANSPORT: Foot, bus

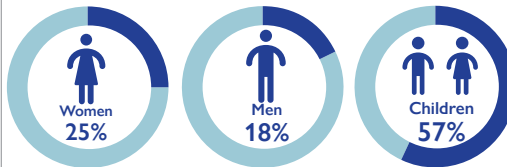
DISCLAIMER: The depiction and use of boundaries, geographic names, and related data shown on maps and included in this report are not warranted to be error free nor do they imply judgment on the legal status of any territory, endorsement or acceptance of such boundaries by IOM.

URGENT NEEDS

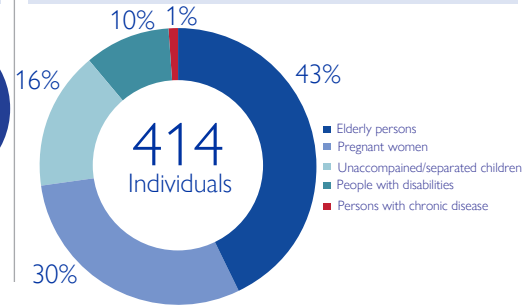


Top needs are calculated by weighting the total number of IDP arrivals in each group against the stated priority needs.

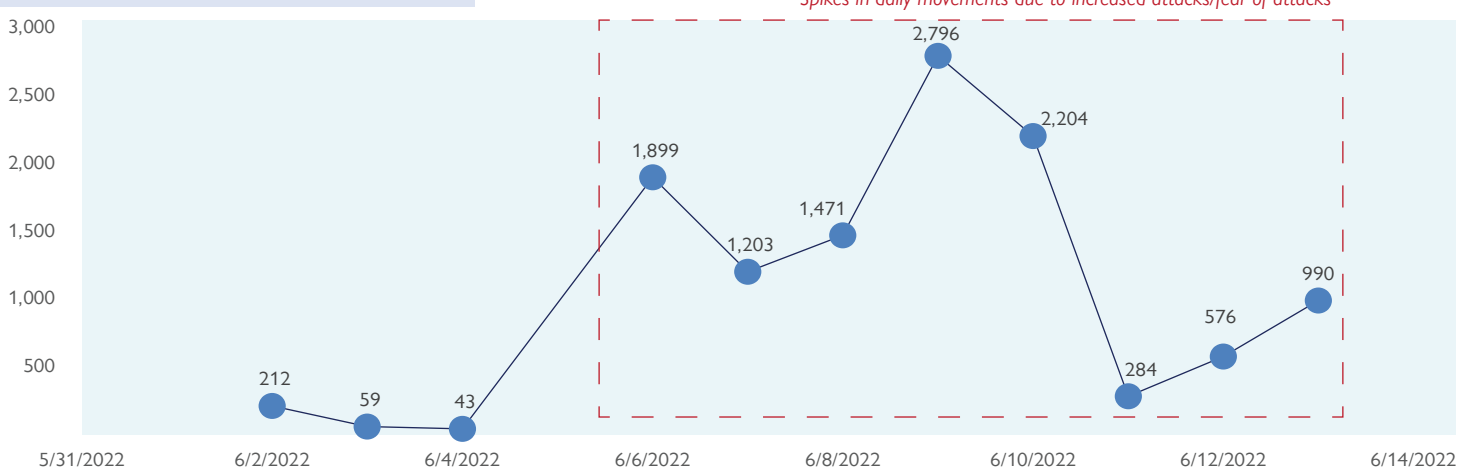
DEMOGRAPHIC PROFILE



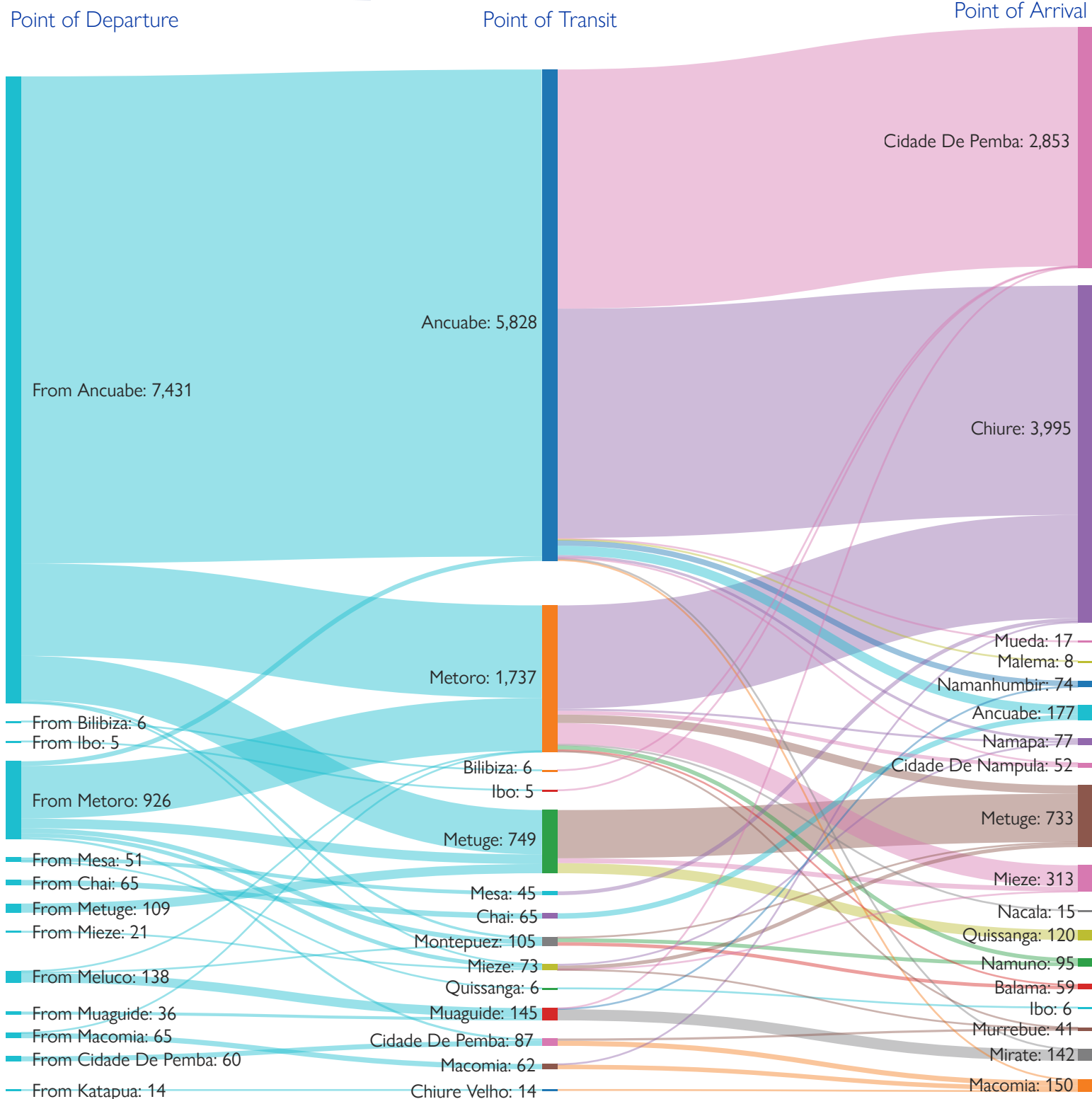
VULNERABILITIES



DAILY TRENDS



MOVEMENT FLOWS (Arrivals at Posto-level)



Supported by :



Website : <https://displacement.iom.int/mozambique>
Feedback: DTMMozambique@iom.int
[@IOM_Mozambique](https://twitter.com/IOM_Mozambique)

When quoting, paraphrasing, or in any other way using the information mentioned in this report, the source needs to be stated appropriately as follows: "The International Organization for Migration June, 2022, Displacement Tracking Matrix"