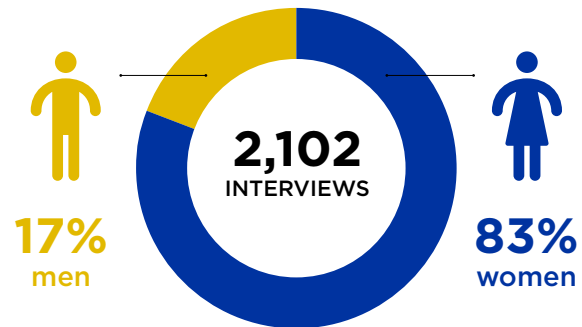
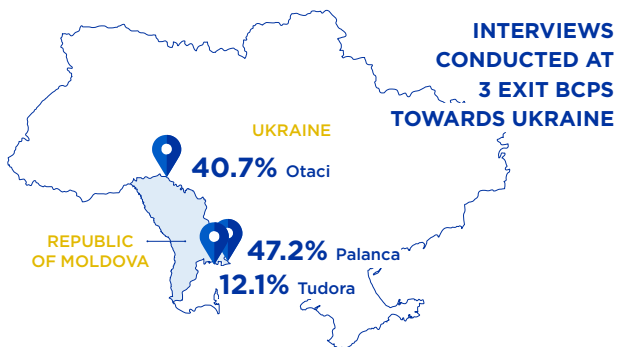


DISPLACEMENT SURVEY: UKRAINIANS AND THIRD-COUNTRY NATIONALS CROSSINGS TO UKRAINE

16 APRIL – 27 MAY 2022



Since 24 February 2022, an increasing number of people fleeing from Ukraine to the neighbouring countries has been observed, as a result of the war in Ukraine. As of 7 June, 489,283 Ukrainian refugees and third country nationals (TCNs) were registered at border crossing points (BCPs) while entering from Ukraine into the Republic of Moldova. Additionally, 87,621 Ukrainian refugees and TCNs, who have entered into the Republic of Moldova after 24 February, have since exited back to Ukraine.¹

This report presents a summary of displacement survey findings commissioned by the International Organization for Migration (IOM) in partnership with UN Women. Data were collected before crossing to Ukraine at three main border crossing points (BCPs) – Palanca and Tudora (Stefan Voda district in the South) and Otaci (Ocnita district in the North) between 16 April and 27 May. Individual crossings into Ukraine are not necessarily returnees and conclusions on definitive trends cannot yet be drawn. The sample is not representative of all persons crossing to Ukraine, and results should only be considered as indicative.

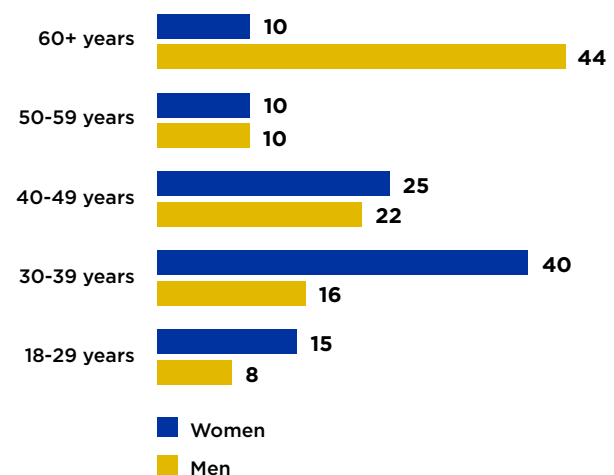
SOCIO-DEMOGRAPHIC PROFILE

A total of 2,102 individuals were interviewed, 602 in April and 1,500 in May 2022 (until 27/05/2022). All survey participants indicated that they are going to Ukraine and cited the war in Ukraine as the main reason for displacement from the country. Most of respondents travelling back were Ukrainian nationals (95.2%) and the remaining (4.8%)

were citizens of other countries, mainly from the Republic of Moldova (49.5%), Azerbaijan (12.9%), Uzbekistan (5.9%), Turkey (5.9%), Georgia (4.0%), Tajikistan (4.0%), Russian Federation (4.0%), followed by citizens from the Armenia (2.0%), China (2.0%), India (2.0%) and Kyrgyzstan (2.0%).

The majority of respondents were women (83.0%), while men represented 17.0 per cent of the sample. The share of women was higher among Ukrainian nationals (85.3%) and lower among respondents of other nationalities (38%). The average age of respondents was 42 years old. The breakdown of interviewed respondents by age cohorts reveals that 40 per cent of women were aged 30-39 years and 25 per cent were aged 40-49 years, while among men, 44 per cent were above 60 years old.

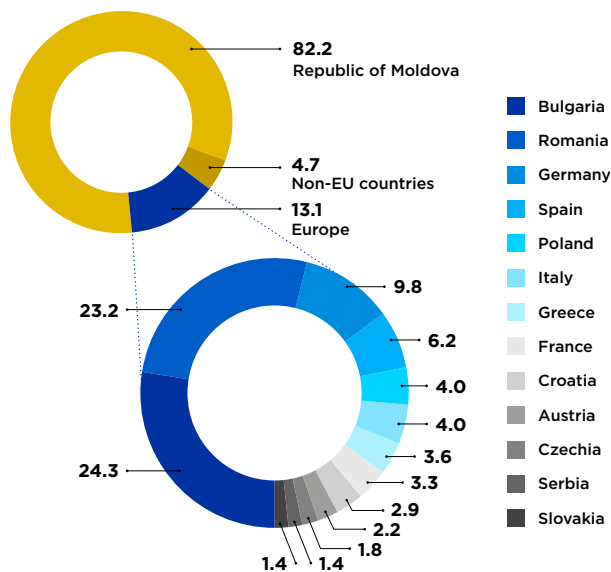
Figure 1. Age distribution of respondents, by sex (%)



¹ General Inspectorate for Border Police of the Republic of Moldova

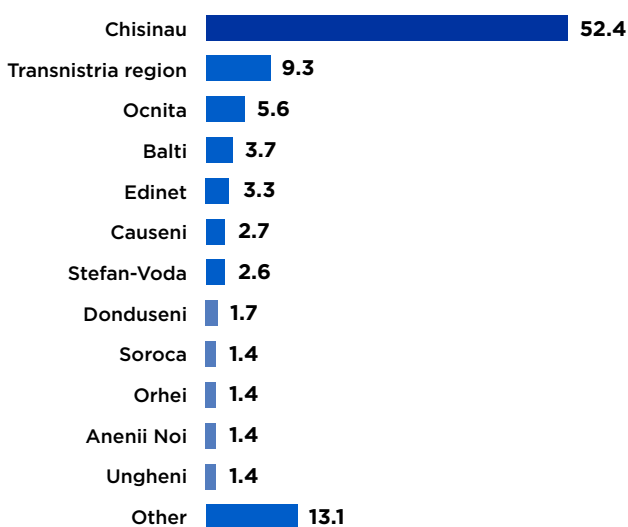
Out of the total 2,102 respondents, 82.2 per cent have been staying in the Republic of Moldova after leaving Ukraine, 13.1 per cent were staying in other European countries, and the remaining 4.7 per cent have been staying elsewhere. Around one quarter of those who have been staying in Europe reported to have spent most of their time in Bulgaria (24.3%), Romania (23.2%), Germany (9.8%) and Spain (6.2%), with smaller shares reporting to have stayed in 25 other European countries.

Figure 2. Main countries of staying since fleeing Ukraine (%)



Half of those who have been staying in the Republic of Moldova, were residing in Chisinau, followed by Transnistria region (9.3%), Ocnita (5.6%), Balti (3.7%), Edinet (3.3%), Causeni (2.7%) and Stefan-Voda (2.6%).

Figure 3. Distribution of respondents by districts of residence in the Republic of Moldova (%)



TRAVEL CHARACTERISTICS, REASONS TO CROSS TO UKRAINE

Almost half of those surveyed were going to Ukraine alone (49.0%) and the other half in a group with the same or different group of people other than those they exited Ukraine with. Out of those going back to Ukraine alone, 28.5 per cent were alone when they left Ukraine and 20.5 per cent were with a group at the timing of fleeing Ukraine. In the case of respondents travelling in a group, 41.5 per cent were crossing with the same group of people they left Ukraine with, 8.3 per cent with some of the same group members they left with and 1.3 per cent with a different group.



51%
travelling in
a group



49%
travelling
alone



69%
travelling with
at least 1 child
in the group

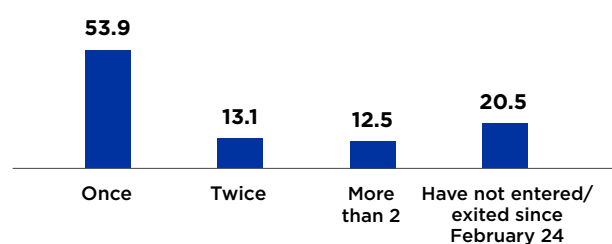


28%
travelling with
an elderly
person

Of those 51.0 per cent travelling in a group, around 82.8 per cent are going to Ukraine with immediate family members, 10.7 per cent are travelling with relatives and 6.5 per cent are travelling with friends and neighbours. Among those travelling with a group, 69.3 per cent were travelling with at least one child below 18 years of age. About 28 per cent of respondents reported that they were travelling with at least one elderly person (60 years and above) and 11.9 per cent were travelling with a person with a serious health condition. Women are the majority among those travelling to Ukraine alone (80.2%) and most were women aged 30-49 years (58.2%). However, about 17.3 per cent of women travelling alone were young women aged 18-29 years and another 11.9 per cent were elderly women aged 60 and above.

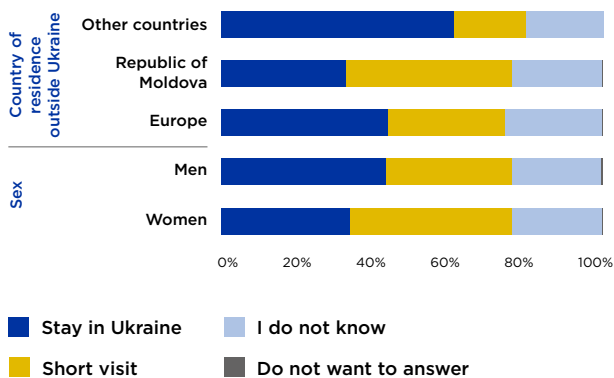
Every second respondent were crossing the border between Ukraine and the Republic of Moldova only once since the beginning of the war, while 13.1 per cent crossed it twice, 12.5 per cent travelled back more than twice and 20.5 per cent didn't cross it since 24 February 2022.

Figure 4. Number of crossings at Moldovan/Ukrainians border (%)



When asked about their intentions, 40.5 per cent of respondents reported that they were travelling for a short visit, 35.7 per cent reported that they intend to stay in Ukraine and around 23.5 per cent were unsure of their intentions. Women were mostly travelling for a short visit (42.1%), while men were mostly travelling to remain in Ukraine (43.4%). The share of respondents who have had an intention to remain in Ukraine is higher for those travelling from Europe and other countries.

Figure 5. Distribution of respondents by intended duration to stay by main country of residence outside of Ukraine and sex (%)



Among those who reported to be intending to remain in Ukraine, 1 in 2 respondents reported that they wanted to reunite with family members, every third person perceives that the situation was improving in the origin place, about 8.7 per cent reported to be working in essential services and 7.7 per cent reported the lack of resources as one of the main reasons.

Among those who intended to do a short visit to Ukraine, 60.6 per cent reported that they wanted to meet with family members left in Ukraine and every second person was travelling to collect personal belongings that were left in the country. Around 15.5 per cent wanted to help family members or friends in Ukraine, 5.2 per cent to help someone else to reach the border and about two percent (1.5%) intended to bring some supplies to Ukraine. Other reasons expressed by respondents were the need complete or obtain documents (passports, identity cards, social benefits), to attend in a funeral, medical appointment. Of the 47.3 per cent of women travelling alone, every second intend to stay for a short period of time and every third women had an intention to remain in Ukraine.

The majority reported that they planned to spend in a few days in Ukraine (67.2%), while 22.6 per cent intended to stay for about one week, 6.7 per cent for about one month and the remaining 3.5 per cent did not specify.

Figure 6. Reported reasons among respondents intending to stay in Ukraine (%)

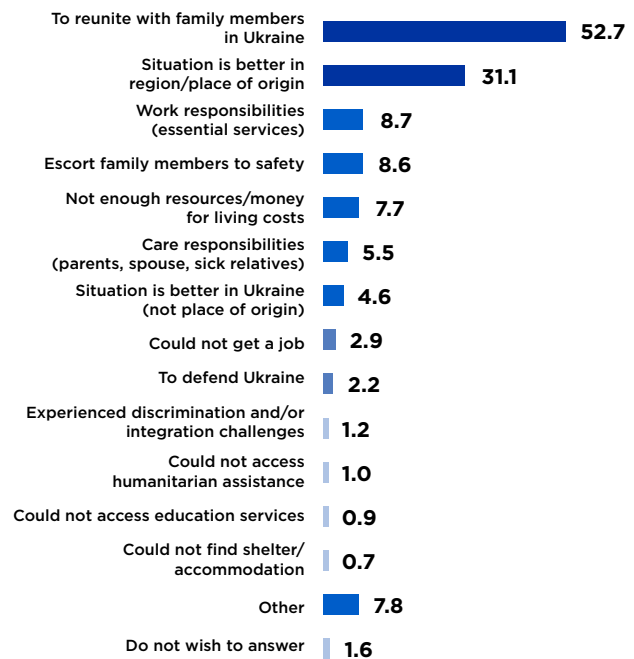
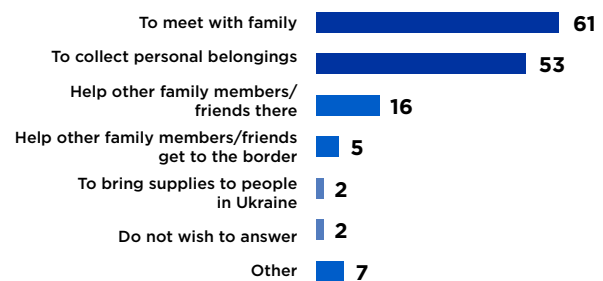


Figure 7. Reported reasons among respondents intending to do a short visit to Ukraine (%)



The majority of Ukrainian refugees and TCNs interviewed reported that they intend to stay in their homes or their usual place of residence in Ukraine (86.9%), while 4.6 per cent were planning to be hosted by relatives and 3.1 per cent to stay with friends. The remaining reported not knowing or planned to stay in private accommodations.

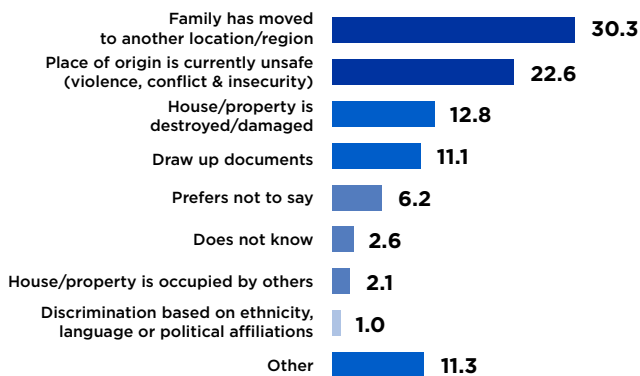
Out of the total 2,102 survey respondents, 53.9 per cent were going back to Ukraine by car and 30.9 per cent by foot, while only 7.5 per cent in buses and close to 7.7 per cent in minibuses. Nevertheless, the main means of transportation varied a lot between the three BCPs where interviews were collected. In Otaci, in the northern part of the Republic of Moldova, most respondents (51.5%) were travelling by foot. In the south of the country, in Palanca most respondents (64.4%) were travelling by car, while in Tudora most respondents (50.8%) were travelling in buses.

REGIONS OF ORIGIN AND DESTINATION IN UKRAINE

The Odessa region was reported by more than half of the survey respondents (51.6%) as their region of usual residence before leaving Ukraine, followed by the region of Kyiv (14.6%), the region of Mykolaiv (7.7%) and of Vinnytsia (7.4%) and others (18.7%). The vast majority of respondents (90.7%) reported that they intend to go back to the same region, while 8.5 per cent reported their intention to go to another region and less than one per cent (0.8%) did not know. Among the respondents going to another region, most reported was Vinnytsia (51.8%), followed by Odessa (19.0%), Kyiv (3.6%), Khmelnytsky (3.6%) and others.

Among the reasons not to go back to their place of origin, 30.3 per cent of respondents mentioned that their family had moved or was displaced to another part of the country. Others reported that they perceived their place of origin was currently unsafe (22.6%), or that their house was destroyed (12.8%), and some respondents reported the need to reach a specific place to obtain documents and passports (11.1%).

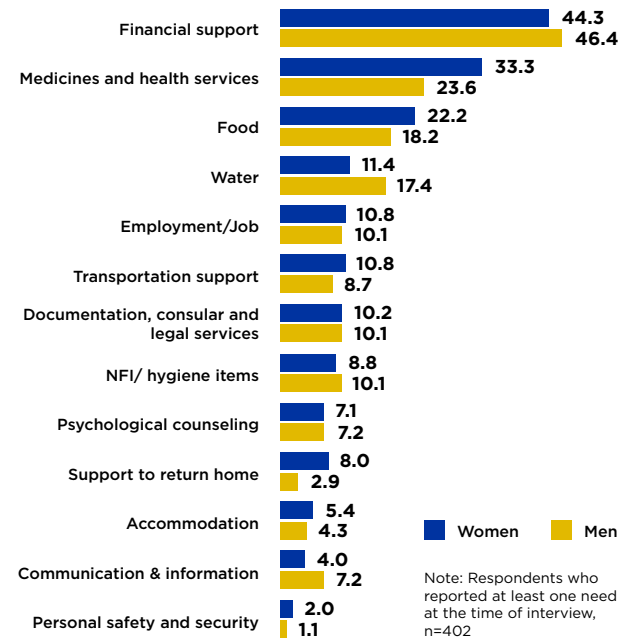
Figure 8. Main reasons travelling to a different oblast than the one of origin/habitual residence (%)



MAIN NEEDS AT EXIT POINTS

The survey asked about the main needs at exit border crossing points. Most respondents (80.0%) reported having no specific needs whilst crossing the border. However, among those who expressed specific needs, 44.7 per cent reported the need for financial support, 25.2 per cent for health care services and medicines and for 21.6 percent of respondents food were one of most needed support at the time the interviews were conducted. Women reported more frequently the need for medicines and health services, food and transportation services, while men reported to a higher extent the need for financial support among the most pressing immediate needs.

Figure 9. Main needs reported at the exit crossing points, by sex (%)



Around three per cent of all respondents reported that they and/or their family members experienced unfair or unequal treatment based on nationality, ethnicity, or gender since they left their usual place of residence in Ukraine. Less than one per cent did not know or preferred not to answer, while the majority did not report any such experience.

METHODOLOGY

The survey was based on IOM's Displacement Tracking Matrix (DTM), a system to track and monitor population mobility, and it was designed to capture the main displacement patterns – needs and intentions, region and country of origin – for refugees and third country nationals fleeing from Ukraine because of the war. It captures the demographic profiles of respondents and of the group they are travelling with, if any; it asks about intentions relative to the permanence in Ukraine and to intended final destination; it gathers information regarding a set of main needs that the respondents expressed as more pressing at the moment of the interview.

Only adults (18+) were approached, and the survey conducted only to populations who were crossing back to Ukraine from the Republic of Moldova since April 2022. Respondents were approached in a simple random sample by enumerators at selected border points between the Republic of Moldova and Ukraine. Face-to-face surveys were conducted in Russian, Romanian and English by trained enumerators from CBS-AXA Research. Data were collected and stored through a mobile application.