



Affected Population:
1,973 Individuals



Damaged Shelters:
77



Casualties:
131

Movement Trigger:
Armed attacks

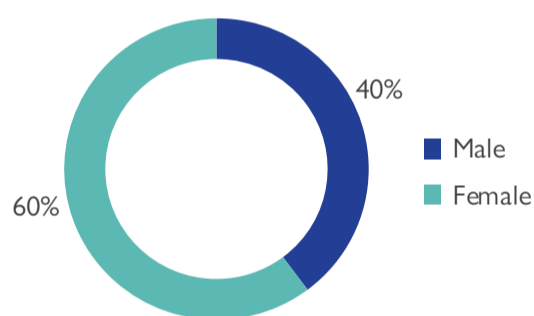
OVERVIEW

Nigeria's north-central and north-west zones are afflicted with a multidimensional crisis rooted in long-standing tensions between ethnic and religious groups and involves attacks by criminal groups and banditry/hirabah (such as kidnapping and grand larceny along major highways). During the past years, the crisis has accelerated because of the intensification of attacks and has resulted in widespread displacement across the region.

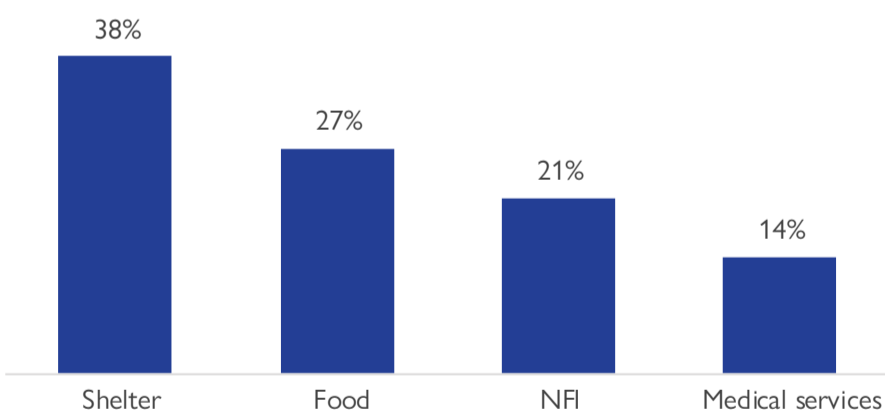
Between the 2nd and 8th of May 2022, armed clashes and banditry have led to new waves of population displacement. Following these events, rapid assessments were conducted by DTM (Displacement Tracking Matrix) field staff to inform the humanitarian community and government partners, and enable targeted response. Flash reports utilise direct observation and a broad network of key informants to gather representative data and collect information on the number, profile and immediate needs of affected populations.

During the assessment period, the DTM identified an estimated 1,973 individuals who were affected by the attacks. A total of 1,912 individuals were displaced to neighbouring wards in the LGAs Bakura, Maradun and Tsafe in Zamfara State and Jibia in Katsina State. A total of 131 casualties were reported, including 70 injuries and 61 fatalities.

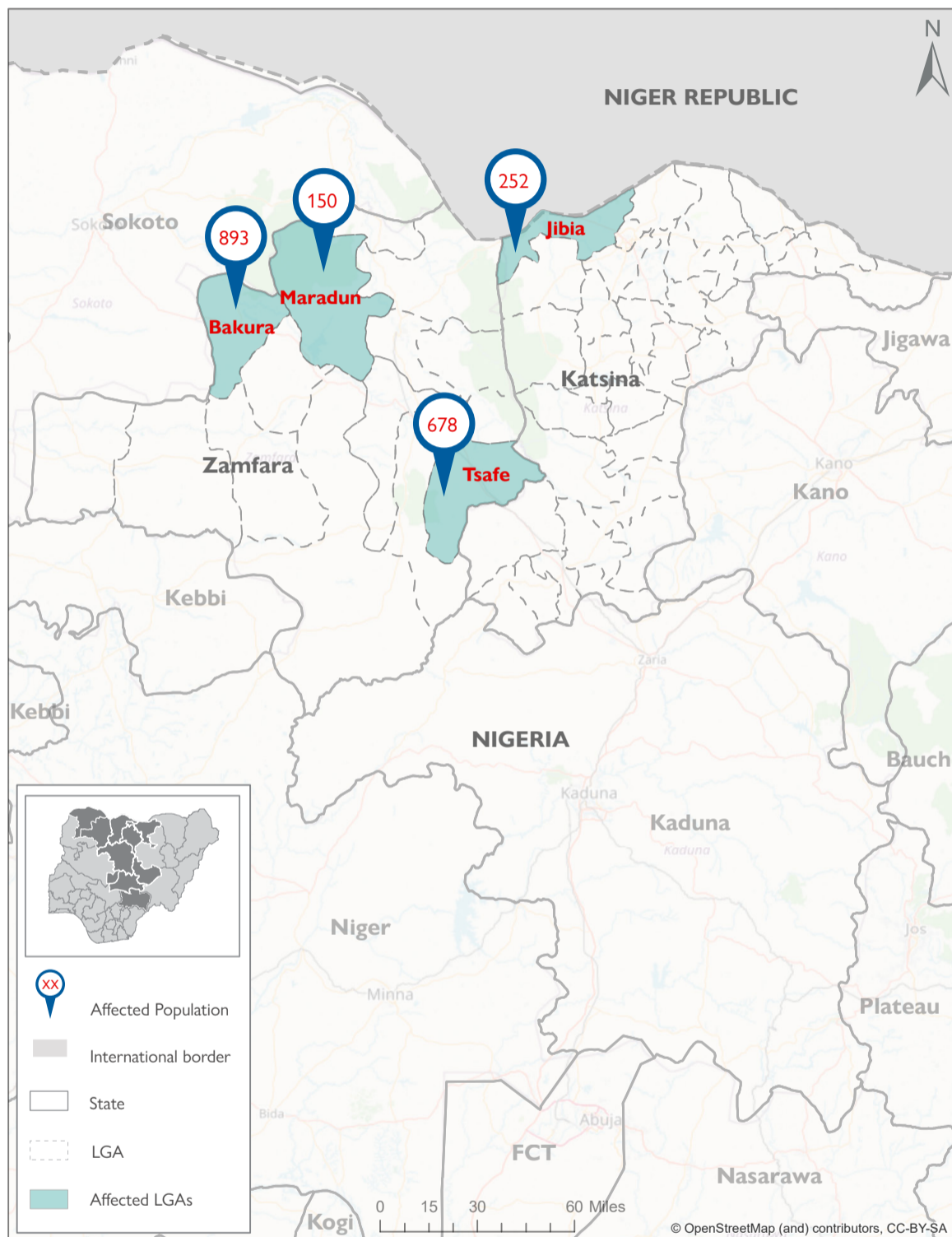
GENDER (FIG. 1)



MOST NEEDED ASSISTANCE (FIG. 2)



AFFECTED LOCATIONS



The above map is for illustration purposes only. The depiction and use of boundaries, geographic names and related data shown are not warranted to be error-free nor do imply a judgment on the legal status of any territory, or any endorsement or acceptance of such boundaries by IOM.

State	LGA	Cause of Incident	Number of Affected Households	Number of Affected Individuals	Casualties	Male	Female	Children	Number of Damaged Shelter
Katsina	Jibia	Attacks	33	252	10	113	139	131	0
Zamfara	Tsafe	Attacks	96	678	34	265	413	343	0
Zamfara	Bakura	Attacks	95	893	74	354	539	491	77
Zamfara	Maradun	Attacks	22	150	13	53	97	70	0
Grand Total			246	1,973	131	785	1,188	1,035	77

"When quoting, paraphrasing, or in any other way using the information mentioned in this report, the source needs to be stated appropriately as follows: "Source: Displacement Tracking Matrix (DTM) of the International Organization for Migration (IOM), Nigeria Mission, MAY 2022.""