



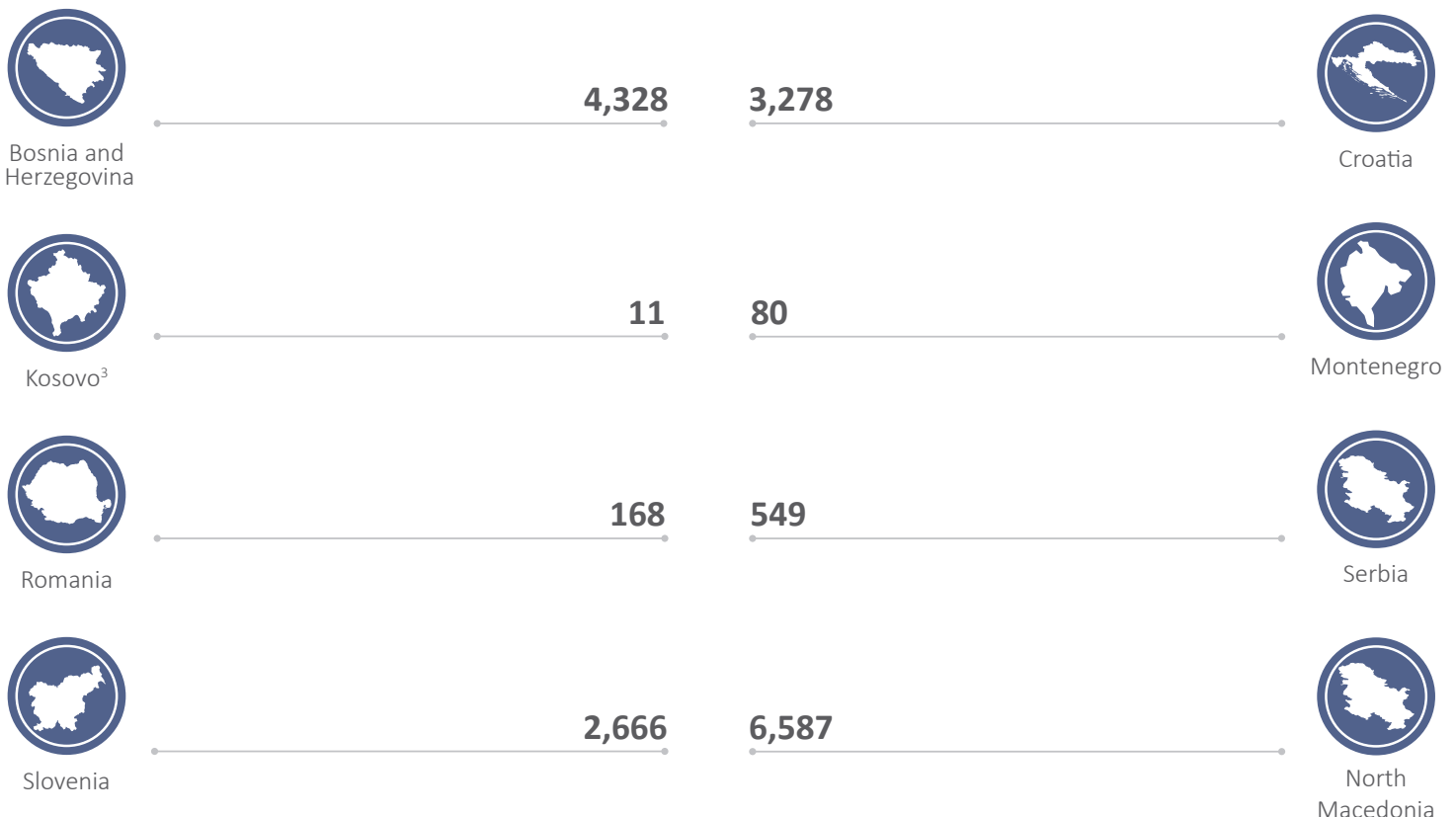
This snapshot summarizes available data on Pakistani nationals in Europe in 2020 and 2021. The first page visualizes the number of Pakistani nationals who arrived by land and sea in the European Union and those who transited through the Western Balkan and Eastern Europe region in 2021. The data on arrivals and transits is made available by national authorities and then gathered by the IOM DTM Team in Europe.¹ It is important not to sum up the figures, as this could entail double counting migrants who transited through multiple countries. The second page shows numbers of Pakistani nationals residing in Europe in 2020 by gender and European region as reported by UNDESA.

The snapshot is part of the outputs of the EU-funded Displacement Tracking Matrix (DTM) project “Regional Evidence for Migration Analysis and Policy” (REMAP). The objective of DTM REMAP is to strengthen the evidence-based formulation and implementation of humanitarian and development policy and programming on migration and forced displacement in Afghanistan, Bangladesh, the Islamic Republic of Iran, Iraq and Pakistan.

NUMBER OF PAKISTANI NATIONALS WHO ARRIVED BY LAND AND SEA IN THE EUROPEAN UNION IN 2021²



NUMBER OF PAKISTANI NATIONALS WHO TRANSITED THROUGH THE WESTERN BALKAN AND EASTERN EUROPE REGION IN 2021



1. Mixed Migration Flows to Europe in 2021: <https://migration.iom.int/europe?type=arrivals>

2. Only one Pakistani national was reported at arrival by sea for Spain.

3. References to Kosovo shall be understood to be in the context of United Nations Security Council Resolution 1244 (1999)



According to the 2020 International Migrant Stock compiled by UNDESA⁴, a total of 952,993 Pakistani nationals resided in Europe in 2020. Fifty-eight per cent of them were male and forty-two per cent were female. The number of Pakistani nationals in each European country in 2020 is shown in Annex 1, together with gender-disaggregated numbers. UNDESA estimates the number and composition of migrants on the basis of data obtained from population censuses, population registers and national surveys. The dataset provides estimates of the international migrant stock by age, sex and origin for the mid-point (1 July) of each year: 1990, 1995, 2000, 2005, 2010, 2015 and 2020.



Total Migrants

952,993



Male

58%

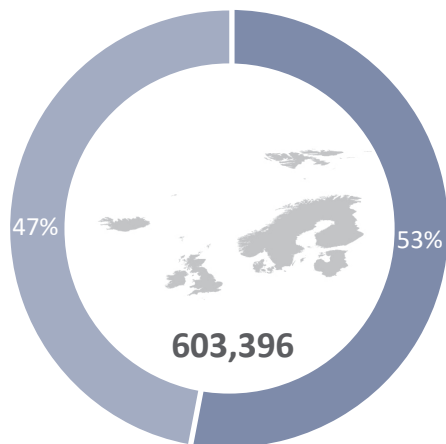


Female

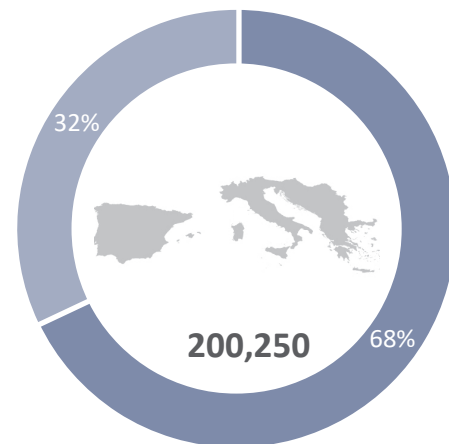
42%

NUMBER OF PAKISTANI NATIONALS IN EUROPE BY GENDER, UNDESA - 2020

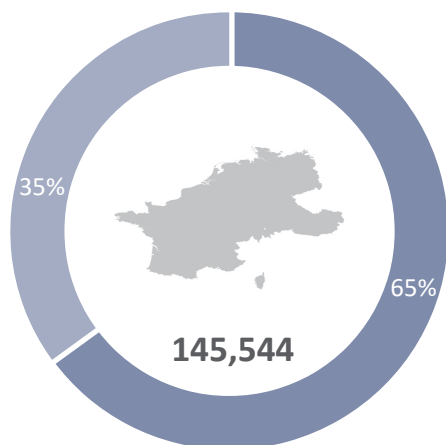
Northern Europe



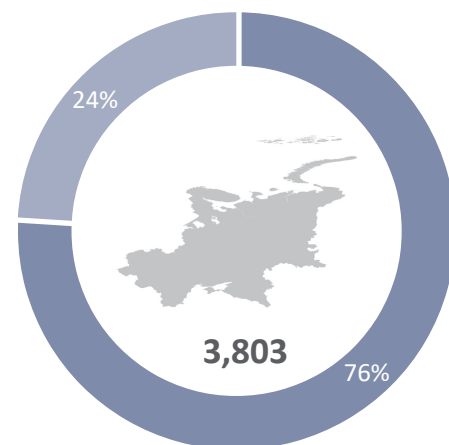
Southern Europe



Western Europe



Eastern Europe








■ Male ■ Female

4. United Nations International Migrant Stock 2020. <https://www.un.org/development/desa/pd/content/international-migrant-stock>



ANNEX 1: NUMBER OF PAKISTANI MALES AND FEMALES IN EUROPE, UNDESA - 2020

 European Region	 European Countries ⁵	 Total Migrants	 Male	 Female
Northern Europe	Denmark	14,318	7,503	6,815
	Estonia	261	195	66
	Finland	3,134	2,090	1,044
	Iceland	94	69	25
	Ireland	10,570	6,667	3,903
	Latvia	228	204	24
	Lithuania	7	3	4
	Norway	21,140	10,853	10,287
	Sweden	16,597	9,891	6,706
	United Kingdom	537,047	282,645	254,402
Southern Europe	Greece	8,823	4,435	4,388
	Italy	124,800	89,557	35,243
	Malta	549	300	249
	Portugal	2,217	1,469	748
	Slovenia	42	31	11
	Spain	63,819	41,074	22,745
Western Europe	Austria	6,097	4,076	2,021
	Belgium	13,246	8,143	5,103
	France	27,203	16,341	10,862
	Germany	79,227	53,993	25,234
	Liechtenstein	7	5	2
	Luxembourg	279	169	110
	Switzerland	5,381	3,304	2,077
	The Netherlands	14,104	8,030	6,074
Eastern Europe	Bulgaria	290	182	108
	Hungary	1,055	780	275
	Poland	278	257	21
	Romania	625	438	187
	Russia	726	579	147
	Slovakia	122	110	12
	The Czech Republic	662	501	161

5. The countries have been listed in alphabetical order within the European region categories.